

iHFG Standard Components

Room Layout Sheet

Room Name | 1 Bed Room - Special, CCU, 25m²

RLS Room Code

1br-ccu-25-i

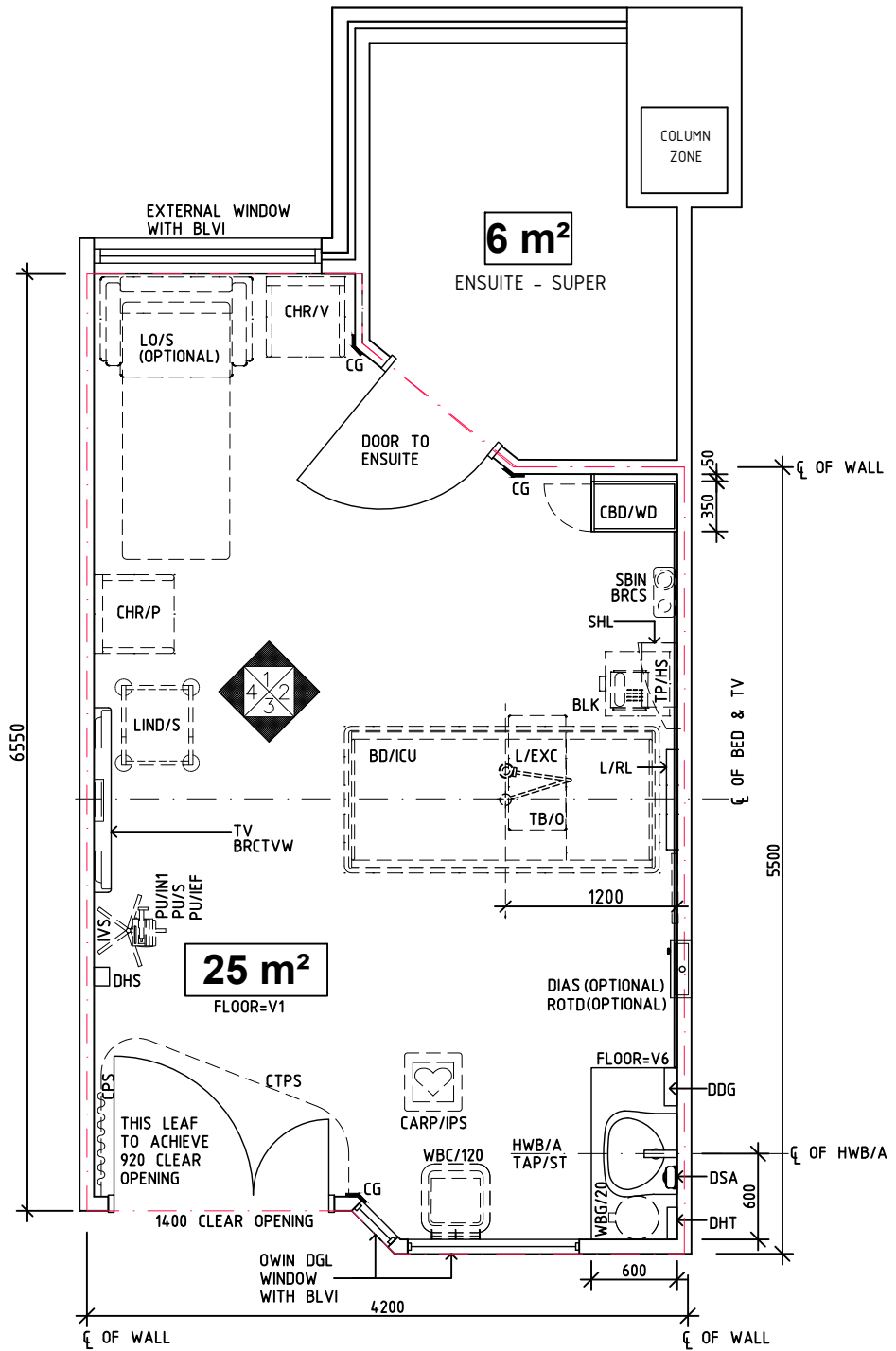
RDS Room Code

1br-ccu-25-i

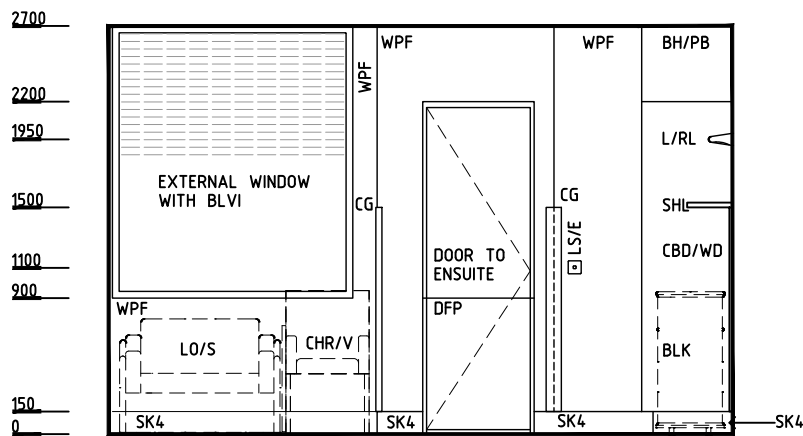
- AS ADJUSTABLE SHELF
- AW ARTWORK
- BD/ICU BED - INTENSIVE CARE UNIT, ELECTRIC
- BLK LOCKER - BEDSIDE
- BLVI BLIND - VENETIAN, INTEGRAL
- BRCM BRACKET - CARDIAC MONITOR
- BRCB BRACKET - SUCTION BOTTLE
- BRCS BRACKET - SHARPS
- BRCTVW BRACKET - TELEVISION, WALL MOUNTED
- CARP CARDIAC PROTECTED
- CBD/WD CUPBOARD - WARDROBE
- CG CORNER GUARD
- CHR/P CHAIR - PATIENT
- CHR/V CHAIR - VISITOR
- COM/1 COMMUNICATION OUTLET - SINGLE
- COM/2 COMMUNICATION OUTLET - DOUBLE
- COM/IPTV COMMUNICATION OUTLET - INTERNET PROTOCOL TELEVISION
- CPS CURTAIN - PRIVACY SCREEN
- CTPS CURTAIN TRACK - BED SCREEN
- DIAS DIALYSIS STATION
- DDG DISPENSER - DISPOSABLE GLOVES
- DGL DOUBLE GLAZING
- DHT DISPENSER - HAND TOWEL
- DHS DISPENSER- HAND SANITISER
- DFP DOOR AND DOOR FRAME PROTECTION
- DSA DISPENSER - SOAP ANTISEPTIC
- EC EMERGENCY CALL
- FS FIXED SHELF
- HE HELIUM
- HGR HANGING RAIL
- IVS IV STAND - MOBILE
- HWB/A HAND WASH BASIN - TYPE 'A'
- L/EXC LIGHT - EXAMINATION, CEILING MOUNTED
- L/NL LIGHT - NIGHT LIGHT
- L/RL LIGHT - READING LIGHT
- LIND/S LINEN CARRIER - DIRTY, SINGLE
- LS/E LIGHT SWITCH - ENSUITE
- LS/EL LIGHT SWITCH - EXAMINATION LIGHT
- LS/R LIGHT SWITCH - ROOM
- LS/RL LIGHT SWITCH - READING LIGHT
- MA MEDICAL AIR
- MON/C MONITOR - CARDIAC
- N2O NITROUS OXIDE
- O2 OXYGEN
- OP OBSERVATION PANEL
- OWIN OBSERVATION WINDOW
- PC PATIENT CALL
- PO/1 POWER OUTLET - SINGLE
- PO/1I ISOLATED POWER SUPPLY - SINGLE
- PO/1E POWER OUTLET - EMERGENCY, SINGLE
- PO/2E POWER OUTLET - EMERGENCY, DOUBLE
- PO/C POWER OUTLET - CLEANER'S
- PU/IN1 PUMP - INFUSION, SINGLE
- PU/IEF PUMP - INFUSION, ENTERAL FEEDING
- PU/S PUMP - SYRINGE
- ROTD REVERSE OSMOSIS WATER OUTLET & TUNDISH DRAIN SUCTION
- S SAC STAFF ASSIST CALL
- SC SCAVENGE OUTLET
- SB SUCTION BOTTLE
- SBIN SHARPS BIN
- SBK SPLASHBACK
- SHL SHELF - LAMINATED
- SK4 FLOOR VINYL COVERED SKIRTING
- SP SERVICES PANEL
- TAP/ST TAPWARE - SENSOR TAP
- TB/O TABLE - OVERBED
- TP/HS TELEPHONE - HANDSET, STANDARD
- TV TELEVISION
- V1 VINYL FLOORING, STANDARD SLIP RESISTANT
- V6 VINYL FLOORING, NON SLIP - TEXTURED
- WBC/120 WASTE BIN - CLINICAL, 120 LITRE
- WBG/20 WASTE BIN - GENERAL, 20 LITRE
- WPF WALL PAINT FINISH
- WP/L WALL PANEL, LAMINATE
- WPP WALL PROTECTION PANEL

SERVICES PANEL:

- 4 X O2
- 2 X MA
- 4 X S
- 2 X COM/2
- 8 X PO/1I
- 6 X PO/1E
- 1 X LS/3
- 1 X EC
- 1 X PC
- 1 X PCH
- 1 X SAC



PLAN



ELEVATION 1

REV	DESCRIPTION	DATE	BY	REV	DESCRIPTION	DATE	BY	COMPATIBILITY																				
1	FIRST ISSUE	27.01.23	SS					iHFG																				
								<table border="1"> <thead> <tr> <th>DESIGNED</th> <th>APPROVED</th> <th>DATE</th> <th>SCALE(S)</th> <th>SHEET</th> </tr> </thead> <tbody> <tr> <td>SS</td> <td>SA</td> <td>27.01.23</td> <td>1:50 in A3</td> <td>1 of 3</td> </tr> <tr> <td colspan="2">CAD FILE NAME</td> <td colspan="2">PAPER DRAWING ID</td> <td>ISSUE</td> </tr> <tr> <td colspan="2">1br-ccu-25-i</td> <td colspan="2">1br-ccu-25-i-1</td> <td>4</td> </tr> </tbody> </table>	DESIGNED	APPROVED	DATE	SCALE(S)	SHEET	SS	SA	27.01.23	1:50 in A3	1 of 3	CAD FILE NAME		PAPER DRAWING ID		ISSUE	1br-ccu-25-i		1br-ccu-25-i-1		4
DESIGNED	APPROVED	DATE	SCALE(S)	SHEET																								
SS	SA	27.01.23	1:50 in A3	1 of 3																								
CAD FILE NAME		PAPER DRAWING ID		ISSUE																								
1br-ccu-25-i		1br-ccu-25-i-1		4																								

iHFG Standard Components

Room Layout Sheet

Room Name | 1 Bed Room - Special, CCU, 25m2

RLS Room Code

1br-ccu-25-i

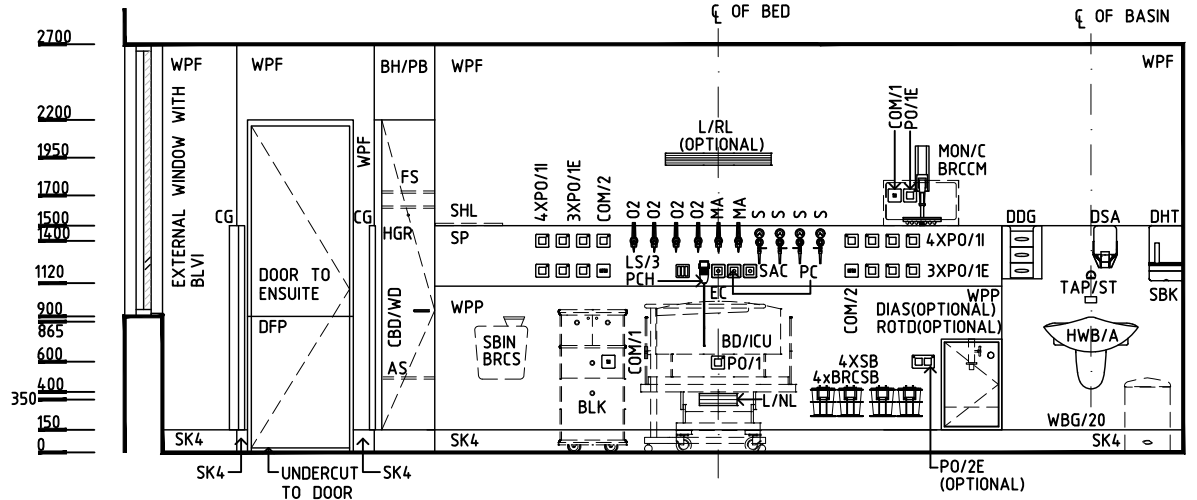
RDS Room Code

1br-ccu-25-i

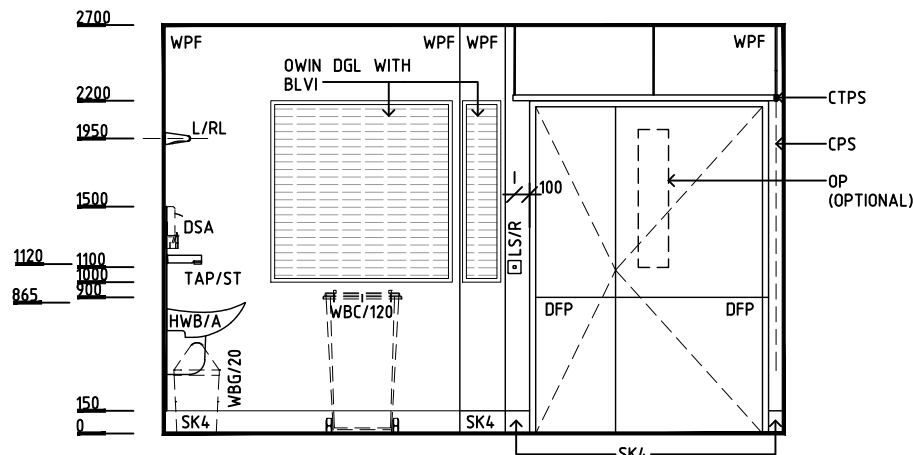
- AS ADJUSTABLE SHELF
- AW ARTWORK
- BD/ICU BED - INTENSIVE CARE UNIT, ELECTRIC
- BLK LOCKER - BEDSIDE
- BLVI BLIND - VENETIAN, INTEGRAL
- BRCCM BRACKET - CARDIAC MONITOR
- BRCSB BRACKET - SUCTION BOTTLE
- BRCS BRACKET - SHARPS
- BRCTVW BRACKET - TELEVISION, WALL MOUNTED
- CARP CARDIAC PROTECTED
- CBD/WD CUPBOARD - WARDROBE
- CG CORNER GUARD
- CHR/P CHAIR - PATIENT
- CHR/V CHAIR - VISITOR
- COM/1 COMMUNICATION OUTLET - SINGLE
- COM/2 COMMUNICATION OUTLET - DOUBLE
- COM/IPTV COMMUNICATION OUTLET - INTERNET PROTOCOL TELEVISION
- CPS CURTAIN - PRIVACY SCREEN
- CTPS CURTAIN TRACK - BED SCREEN
- DIAS DIALYSIS STATION
- DDG DISPENSER - DISPOSABLE GLOVES
- DGL DOUBLE GLAZING
- DHT DISPENSER - HAND TOWEL
- DHS DISPENSER- HAND SANITISER
- DFP DOOR AND DOOR FRAME PROTECTION
- DSA DISPENSER - SOAP ANTISEPTIC
- EC EMERGENCY CALL
- FS FIXED SHELF
- HE HELIUM
- HGR HANGING RAIL
- IVS IV STAND - MOBILE
- HWB/A HAND WASH BASIN - TYPE 'A'
- L/EXC LIGHT - EXAMINATION, CEILING MOUNTED
- L/NL LIGHT - NIGHT LIGHT
- L/RL LIGHT - READING LIGHT
- LIND/S LINEN CARRIER - DIRTY, SINGLE
- LS/E LIGHT SWITCH - ENSUITE
- LS/EL LIGHT SWITCH - EXAMINATION LIGHT
- LS/R LIGHT SWITCH - ROOM
- LS/RL LIGHT SWITCH - READING LIGHT
- MA MEDICAL AIR
- MON/C MONITOR - CARDIAC
- N2O NITROUS OXIDE
- O2 OXYGEN
- OP OBSERVATION PANEL
- OWIN OBSERVATION WINDOW
- PC PATIENT CALL
- PO/1 POWER OUTLET - SINGLE
- PO/1I ISOLATED POWER SUPPLY - SINGLE
- PO/1E POWER OUTLET - EMERGENCY, SINGLE
- PO/2E POWER OUTLET - EMERGENCY, DOUBLE
- PO/C POWER OUTLET - CLEANER'S
- PU/IN1 PUMP - INFUSION, SINGLE
- PU/IEF PUMP - INFUSION, ENTERAL FEEDING
- PU/S PUMP - SYRINGE
- ROTD REVERSE OSMOSIS WATER OUTLET & TUNDISH DRAIN SUCTION
- S STAFF ASSIST CALL
- SC SCAVENGE OUTLET
- SB SUCTION BOTTLE
- SBIN SHARPS BIN
- SBK SPLASHBACK
- SHL SHELF - LAMINATED
- SK4 FLOOR VINYL COVERED SKIRTING
- SP SERVICES PANEL
- TAP/ST TAPWARE - SENSOR TAP
- TB/O TABLE - OVERBED
- TP/HS TELEPHONE - HANDSET, STANDARD
- TV TELEVISION
- V1 VINYL FLOORING, STANDARD SLIP RESISTANT
- V6 VINYL FLOORING, NON SLIP - TEXTURED
- WBC/120 WASTE BIN - CLINICAL, 120 LITRE
- WBG/20 WASTE BIN - GENERAL, 20 LITRE
- WPF WALL PAINT FINISH
- WP/L WALL PANEL, LAMINATE
- WPP WALL PROTECTION PANEL

SERVICES PANEL:

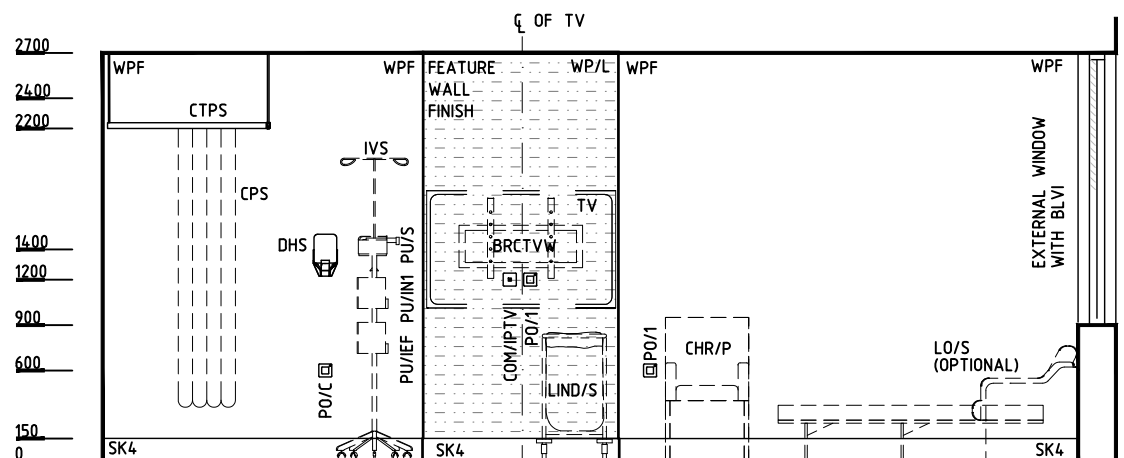
- 4 X O2
- 2 X MA
- 4 X S
- 2 X COM/2
- 8 X PO/1I
- 6 X PO/1E
- 1 X LS/3
- 1 X EC
- 1 X PC
- 1 X PCH
- 1 X SAC



ELEVATION 2



ELEVATION 3



ELEVATION 4

REV	DESCRIPTION	DATE	BY	REV	DESCRIPTION	DATE	BY	COMPATIBILITY		
1	FIRST ISSUE	27.01.23	SS							
								iHFG		
iHFG International Health Facility Guidelines		International Health Facility Guidelines at: www.healthdesign.com.au/iHFG Editable version of Standard Components on Health Facility Briefing System (HFBS) at: www.healthdesign.com.au ©TAHPI				DESIGNED	APPROVED	DATE	SCALE(S)	SHEET
						SS	SA	27.01.23	1:50 in A3	2 of 3
						CAD FILE NAME	PAPER DRAWING ID	ISSUE		
						1br-ccu-25-i	1br-ccu-25-i-2	1		

iHFG Standard Components

Room Layout Sheet

Room Name **1 Bed Room - Special, CCU, 25m2**

RLS Room Code

1br-ccu-25-i

RDS Room Code

1br-ccu-25-i

GENERAL NOTES:

THIS DRAWING TO BE READ IN CONJUNCTION WITH R.D.S. (ROOM DATA SHEETS) WHICH TAKES PRECEDENCE.

ALL SERVICES INDICATED ARE INDICATIVE AND SUBJECT TO DETAILED PROJECT SPECIFIC ENGINEERING DESIGN.

CEILING LEGEND:

- PB | PLASTERBOARD FLUSH SET CEILING, PAINT FINISH
- PC3 | PLASTERBOARD SQUARE SET CORNICE
- BH/PB | BULKHEAD - PLASTERBOARD, PAINT FINISH
- | GRID LINE

- PB ← CEILING TYPE
- 2700 ← HEIGHT ABOVE F.F.L.

ELECTRICAL LEGEND:

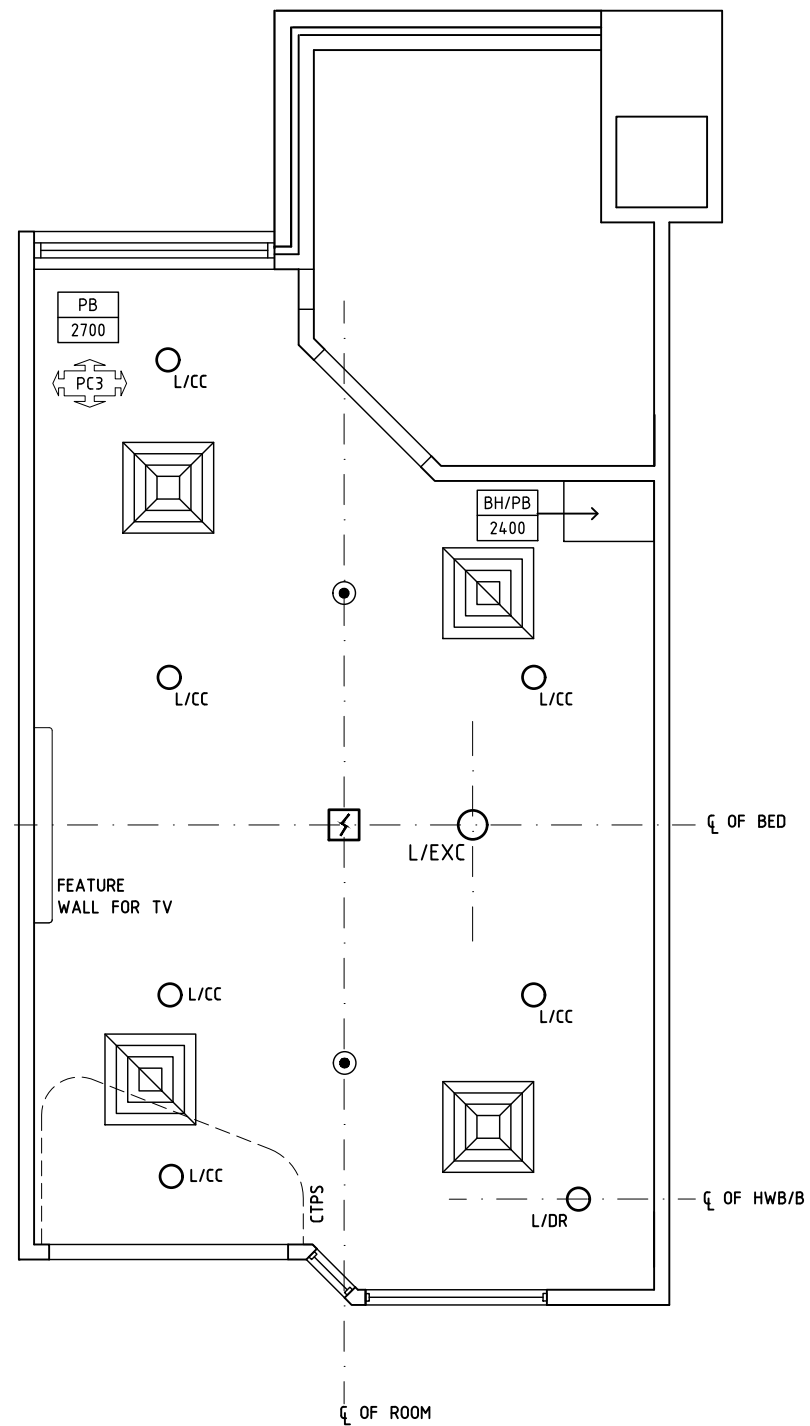
- L/CC | LIGHT - COLOUR CORRECTED
- L/EXC | LIGHT - EXAMINATION, CEILING MOUNTED
- L/DR | LIGHT - DOWNLIGHT, RECESSED

MECHANICAL LEGEND:

- | SUPPLY AIR GRILLE
- | RETURN AIR GRILLE

FIRE SERVICES LEGEND:

- | SMOKE DETECTOR
- | SPRINKLER



REFLECTED CEILING PLAN

REV	DESCRIPTION	DATE	BY	REV	DESCRIPTION	DATE	BY	COMPATIBILITY		
1	FIRST ISSUE	27.01.23	SS							
								iHFG		
		International Health Facility Guidelines at: www.healthdesign.com.au/iHFG Editable version of Standard Components on Health Facility Briefing System (HFBS) at: www.healthdesign.com.au ©TAHPI				DESIGNED	APPROVED	DATE	SCALE(S)	SHEET
						SS	SA	27.01.23	1:50 in A3	3 of 3
						CAD FILE NAME	PAPER DRAWING ID	ISSUE		
						1br-ccu-25-i	1br-ccu-25-i-3	1		

This document is for advisory purpose only