

iHFG Standard Components

Room Layout Sheet

Room Name | 1 Bed Room - Special, CCU, 30m²

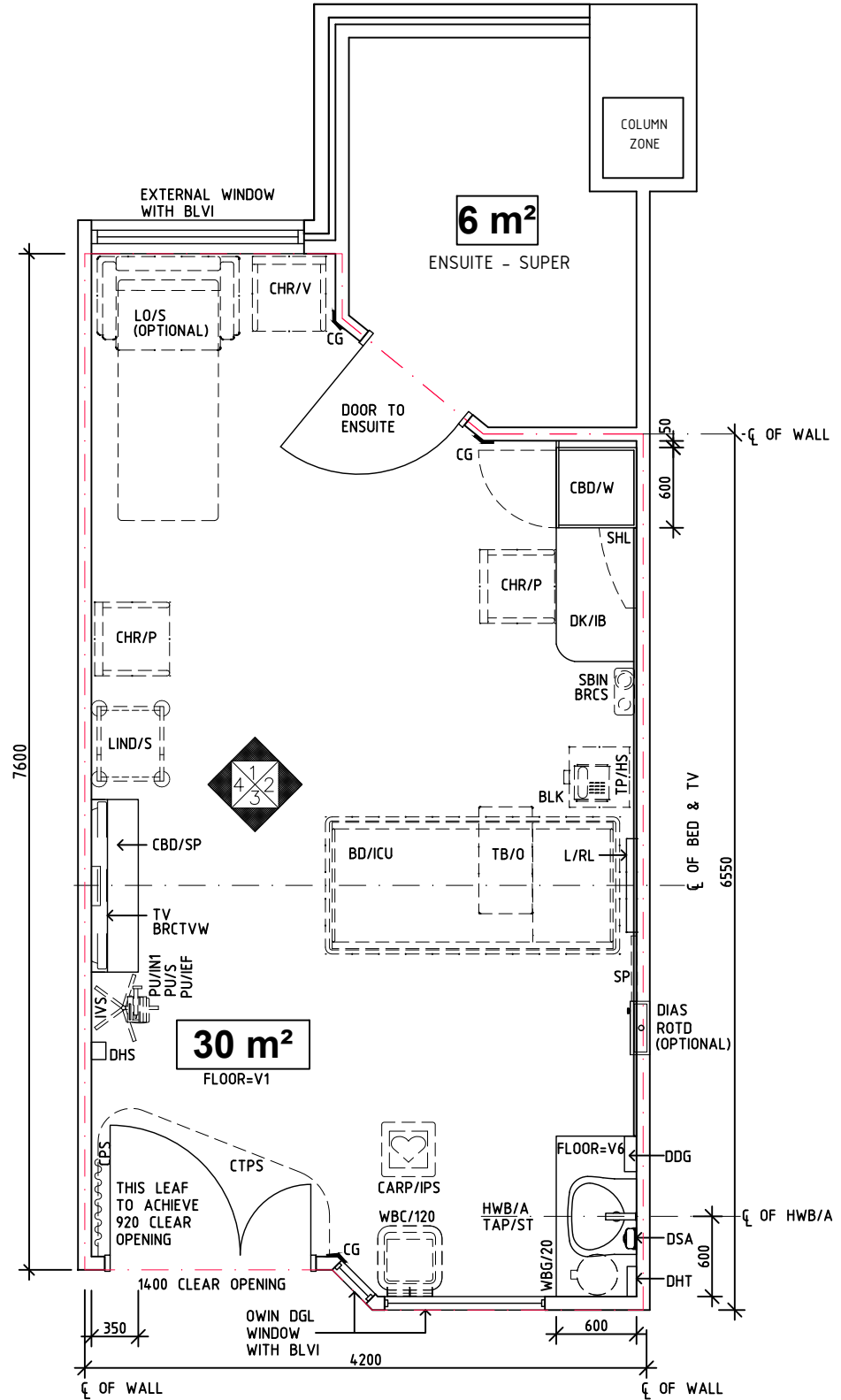
RLS Room Code

1br-ccu-30-i

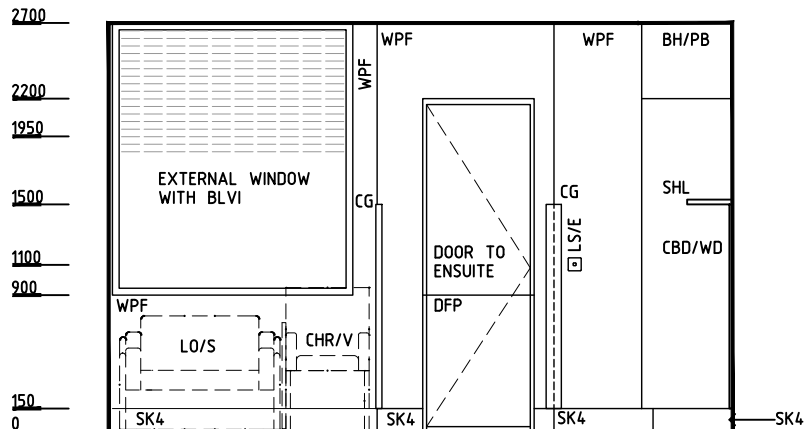
RDS Room Code

1br-ccu-30-i

- AS ADJUSTABLE SHELF
- AW ARTWORK
- BD/ICU BED - INTENSIVE CARE UNIT, ELECTRIC
- BLK LOCKER - BEDSIDE
- BLVI BLIND - VENETIAN, INTEGRAL
- BRCM BRACKET - CARDIAC MONITOR
- BRCSB BRACKET - SUCTION BOTTLE
- BRCS BRACKET - SHARPS
- BRCTVW BRACKET - TELEVISION, WALL MOUNTED
- CARP CARDIAC PROTECTED
- CBD/WD CUPBOARD - WARDROBE
- CPS CURTAIN - PRIVACY SCREEN
- CG CORNER GUARD
- CHR/P CHAIR - PATIENT
- CHR/V CHAIR - VISITOR
- COM/1 COMMUNICATION OUTLET - SINGLE
- COM/2 COMMUNICATION OUTLET - DOUBLE
- COM/IPTV COMMUNICATION OUTLET - INTERNET PROTOCOL TELEVISION
- CTPS CURTAIN TRACK - PRIVACY SCREEN
- DIAS DIALYSIS STATION
- DDG DISPENSER - DISPOSABLE GLOVES
- DGL DOUBLE GLAZING
- DHT DISPENSER - HAND TOWEL
- DHS DISPENSER - HAND SANITISER
- DFP DOOR AND DOOR FRAME PROTECTION
- DSA DISPENSER - SOAP ANTISEPTIC
- EC EMERGENCY CALL
- FS FIXED SHELF
- HGR HANGING RAIL
- IVS IV STAND - MOBILE
- HWB/A HAND WASH BASIN - TYPE 'A'
- L/NL LIGHT - NIGHT LIGHT
- L/RL LIGHT - READING LIGHT
- LIND/S LINEN CARRIER - DIRTY, SINGLE
- LS/E LIGHT SWITCH - ENSUITE
- LS/EL LIGHT SWITCH - EXAMINATION LIGHT
- LS/R LIGHT SWITCH - ROOM
- LS/RL LIGHT SWITCH - READING LIGHT
- MA MEDICAL AIR
- MON/C MONITOR - CARDIAC
- O2 OXYGEN
- OP OBSERVATION PANEL
- OWIN OBSERVATION WINDOW
- PC PATIENT CALL
- PO/1 POWER OUTLET - SINGLE
- PO/1I ISOLATED POWER SUPPLY - SINGLE
- PO/1E POWER OUTLET - EMERGENCY, SINGLE
- PO/2E POWER OUTLET - EMERGENCY, DOUBLE
- PO/C POWER OUTLET - CLEANER'S
- PU/IN1 PUMP - INFUSION, SINGLE
- PU/IEF PUMP - INFUSION, ENTERAL FEEDING
- PU/S PUMP - SYRINGE
- ROTD REVERSE OSMOSIS WATER OUTLET & TUNDISH DRAIN
- S SUCTION
- SAC STAFF ASSIST CALL
- SB SUCTION BOTTLE
- SBIN SHARPS BIN
- SBK SPLASHBACK
- SHL SHELF - LAMINATED
- SK4 FLOOR VINYL COVERED SKIRTING
- SP SERVICES PANEL
- TA/DC TOOL AIR / DIRRECT CONNECTION
- TAP/ST TAPWARE - SENSOR TAP
- TB/O TABLE - OVERBED
- TP/HS TELEPHONE - HANDSET, STANDARD
- TV TELEVISION
- V1 VINYL FLOORING, STANDARD SLIP RESISTANT
- V6 VINYL FLOORING, NON SLIP - TEXTURED
- WBC/120 WASTE BIN - CLINICAL, 120 LITRE
- WBG/20 WASTE BIN - GENERAL, 20 LITRE
- WPF WALL PAINT FINISH
- WP/L WALL PANEL, LAMINATE
- WPP WALL PROTECTION PANEL



PLAN



ELEVATION 1

REV	DESCRIPTION	DATE	BY	REV	DESCRIPTION	DATE	BY	COMPATIBILITY																				
1	FIRST ISSUE	25.05.23	AM					iHFG																				
								<table border="1"> <thead> <tr> <th>DESIGNED</th> <th>APPROVED</th> <th>DATE</th> <th>SCALE(S)</th> <th>SHEET</th> </tr> </thead> <tbody> <tr> <td>AM</td> <td></td> <td>25.05.23</td> <td>1:50 in A3</td> <td>1 of 3</td> </tr> <tr> <td colspan="2">CAD FILE NAME</td> <td colspan="2">PAPER DRAWING ID</td> <td>ISSUE</td> </tr> <tr> <td colspan="2">1br-ccu-30-i</td> <td colspan="2">1br-ccu-30-i-1</td> <td>1</td> </tr> </tbody> </table>	DESIGNED	APPROVED	DATE	SCALE(S)	SHEET	AM		25.05.23	1:50 in A3	1 of 3	CAD FILE NAME		PAPER DRAWING ID		ISSUE	1br-ccu-30-i		1br-ccu-30-i-1		1
DESIGNED	APPROVED	DATE	SCALE(S)	SHEET																								
AM		25.05.23	1:50 in A3	1 of 3																								
CAD FILE NAME		PAPER DRAWING ID		ISSUE																								
1br-ccu-30-i		1br-ccu-30-i-1		1																								

iHFG Standard Components

Room Layout Sheet

Room Name | 1 Bed Room - Special, CCU, 30m2

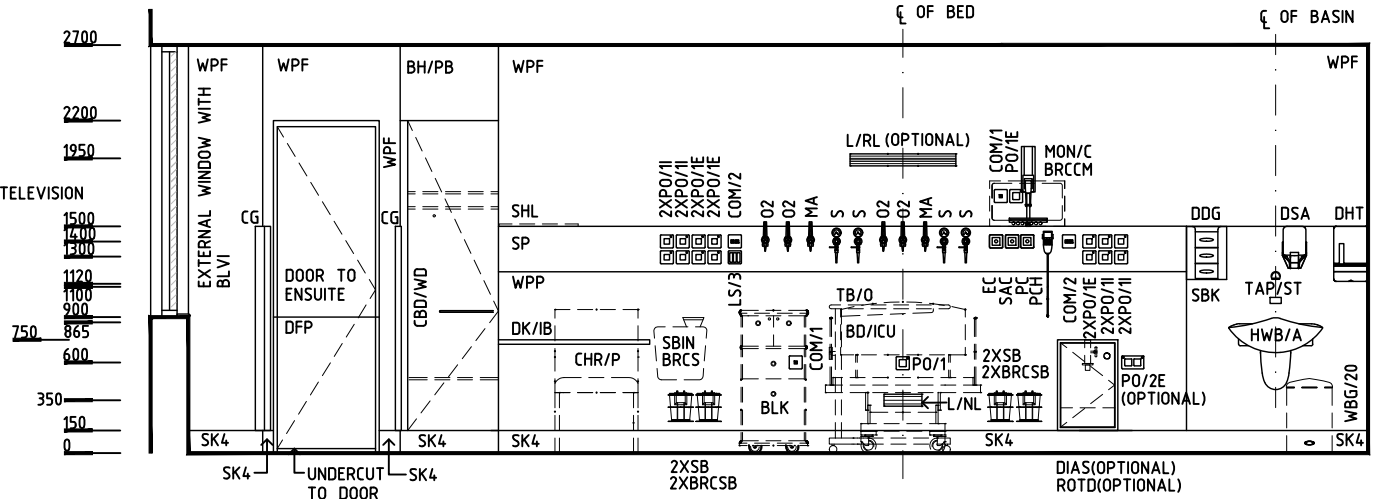
RLS Room Code

1br-ccu-30-i

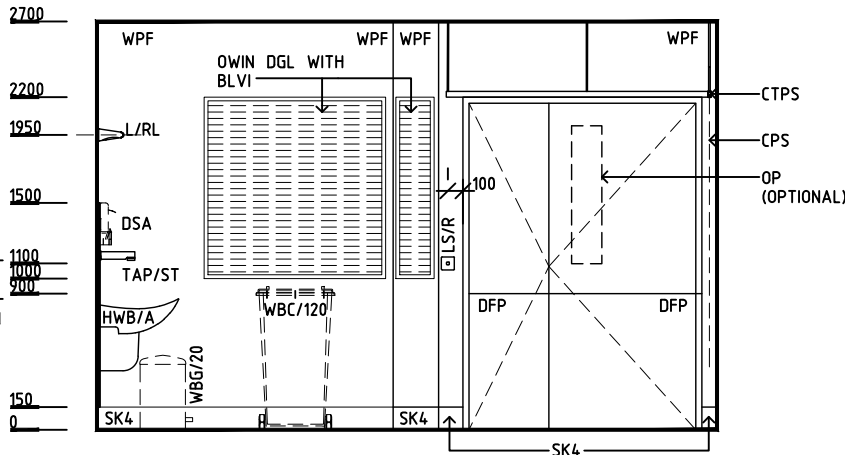
RDS Room Code

1br-ccu-30-i

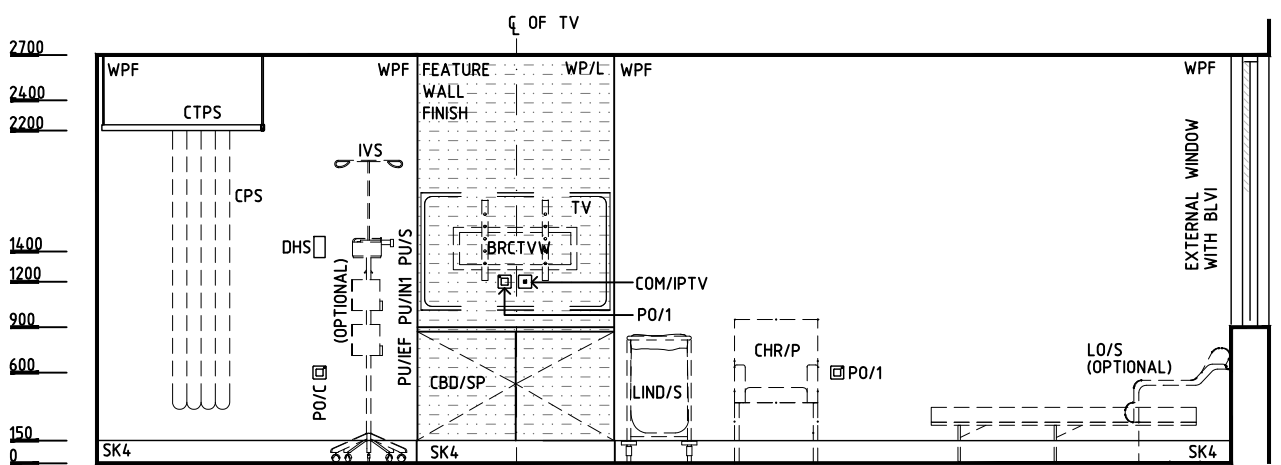
- AS ADJUSTABLE SHELF
- AW ARTWORK
- BD/ICU BED - INTENSIVE CARE UNIT, ELECTRIC
- BLK LOCKER - BEDSIDE
- BLVI BLIND - VENETIAN, INTEGRAL
- BRCCM BRACKET - CARDIAC MONITOR
- BRCSB BRACKET - SUCTION BOTTLE
- BRCS BRACKET - SHARPS
- BRCTVW BRACKET - TELEVISION, WALL MOUNTED
- CARP CARDIAC PROTECTED
- CBD/WD CUPBOARD - WARDROBE
- CPS CURTAIN - PRIVACY SCREEN
- CG CORNER GUARD
- CHR/P CHAIR - PATIENT
- CHR/V CHAIR - VISITOR
- COM/1 COMMUNICATION OUTLET - SINGLE
- COM/2 COMMUNICATION OUTLET - DOUBLE
- COM/IPTV COMMUNICATION OUTLET - INTERNET PROTOCOL TELEVISION
- CTPS CURTAIN TRACK - PRIVACY SCREEN
- DIAS DIALYSIS STATION
- DDG DISPENSER - DISPOSABLE GLOVES
- DGL DOUBLE GLAZING
- DHT DISPENSER - HAND TOWEL
- DHS DISPENSER- HAND SANITISER
- DFP DOOR AND DOOR FRAME PROTECTION
- DSA DISPENSER - SOAP ANTISEPTIC
- EC EMERGENCY CALL
- FS FIXED SHELF
- HGR HANGING RAIL
- IVS IV STAND - MOBILE
- HWB/A HAND WASH BASIN - TYPE 'A'
- L/NL LIGHT - NIGHT LIGHT
- L/RL LIGHT - READING LIGHT
- LIND/S LINEN CARRIER - DIRTY, SINGLE
- LS/E LIGHT SWITCH - ENSUITE
- LS/EL LIGHT SWITCH - EXAMINATION LIGHT
- LS/R LIGHT SWITCH - ROOM
- LS/RL LIGHT SWITCH - READING LIGHT
- MA MEDICAL AIR
- MON/C MONITOR - CARDIAC
- O2 OXYGEN
- OP OBSERVATION PANEL
- OWIN OBSERVATION WINDOW
- PC PATIENT CALL
- PO/1 POWER OUTLET - SINGLE
- PO/1I ISOLATED POWER SUPPLY - SINGLE
- PO/1E POWER OUTLET - EMERGENCY, SINGLE
- PO/2E POWER OUTLET - EMERGENCY, DOUBLE
- PO/C POWER OUTLET - CLEANER'S
- PU/IN1 PUMP - INFUSION, SINGLE
- PU/IEF PUMP - INFUSION, ENTERAL FEEDING
- PU/S PUMP - SYRINGE
- ROTD REVERSE OSMOSIS WATER OUTLET & TUNDISH DRAIN SUCTION
- S STAFF ASSIST CALL
- SAC SUCTION BOTTLE
- SB SHARPS BIN
- SBIN SHARPS BIN
- SBK SPLASHBACK
- SHL SHELF - LAMINATED
- SK4 FLOOR VINYL COVERED SKIRTING
- SP SERVICES PANEL
- TA/DC TOOL AIR / DIRRECT CONNECTION
- TAP/ST TAPWARE - SENSOR TAP
- TB/O TABLE - OVERBED
- TP/HS TELEPHONE - HANDSET, STANDARD
- TV TELEVISION
- V1 VINYL FLOORING, STANDARD SLIP RESISTANT
- V6 VINYL FLOORING, NON SLIP - TEXTURED
- WBC/120 WASTE BIN - CLINICAL, 120 LITRE
- WBG/20 WASTE BIN - GENERAL, 20 LITRE
- WPF WALL PAINT FINISH
- WP/L WALL PANEL, LAMINATE
- WPP WALL PROTECTION PANEL



ELEVATION 2



ELEVATION 3



ELEVATION 4

REV	DESCRIPTION	DATE	BY	REV	DESCRIPTION	DATE	BY	COMPATIBILITY	
1	FIRST ISSUE	25.05.23	AM						
								iHFG	
				International Health Facility Guidelines at: www.healthdesign.com.au/iHFG Editable version of Standard Components on Health Facility Briefing System (HFBS) at: www.healthdesign.com.au ©TAHPI					
DESIGNED		APPROVED		DATE		SCALE(S)		SHEET	
AM		SA		25.05.23		1:50 in A3		2 of 3	
CAD FILE NAME				PAPER DRAWING ID				ISSUE	
1br-ccu-30-i				1br-ccu-30-i-2				1	

iHFG Standard Components

Room Layout Sheet

Room Name **1 Bed Room - Special, CCU, 30m2**

RLS Room Code

1br-ccu-30-i

RDS Room Code

1br-ccu-30-i

GENERAL NOTES:

THIS DRAWING TO BE READ IN CONJUNCTION WITH R.D.S. (ROOM DATA SHEETS) WHICH TAKES PRECEDENCE.

ALL SERVICES INDICATED ARE INDICATIVE AND SUBJECTED TO DETAILED PROJECT SPECIFIC ENGINEERING DESIGN.

CEILING LEGEND:

- PB PLASTERBOARD FLUSH SET CEILING, PAINT FINISH
- PC3 PLASTERBOARD SQUARE SET CORNICE
- BH/PB BULKHEAD - PLASTERBOARD, PAINT FINISH
- GRID LINE

- CEILING TYPE
- HEIGHT ABOVE F.F.L.

ELECTRICAL LEGEND:

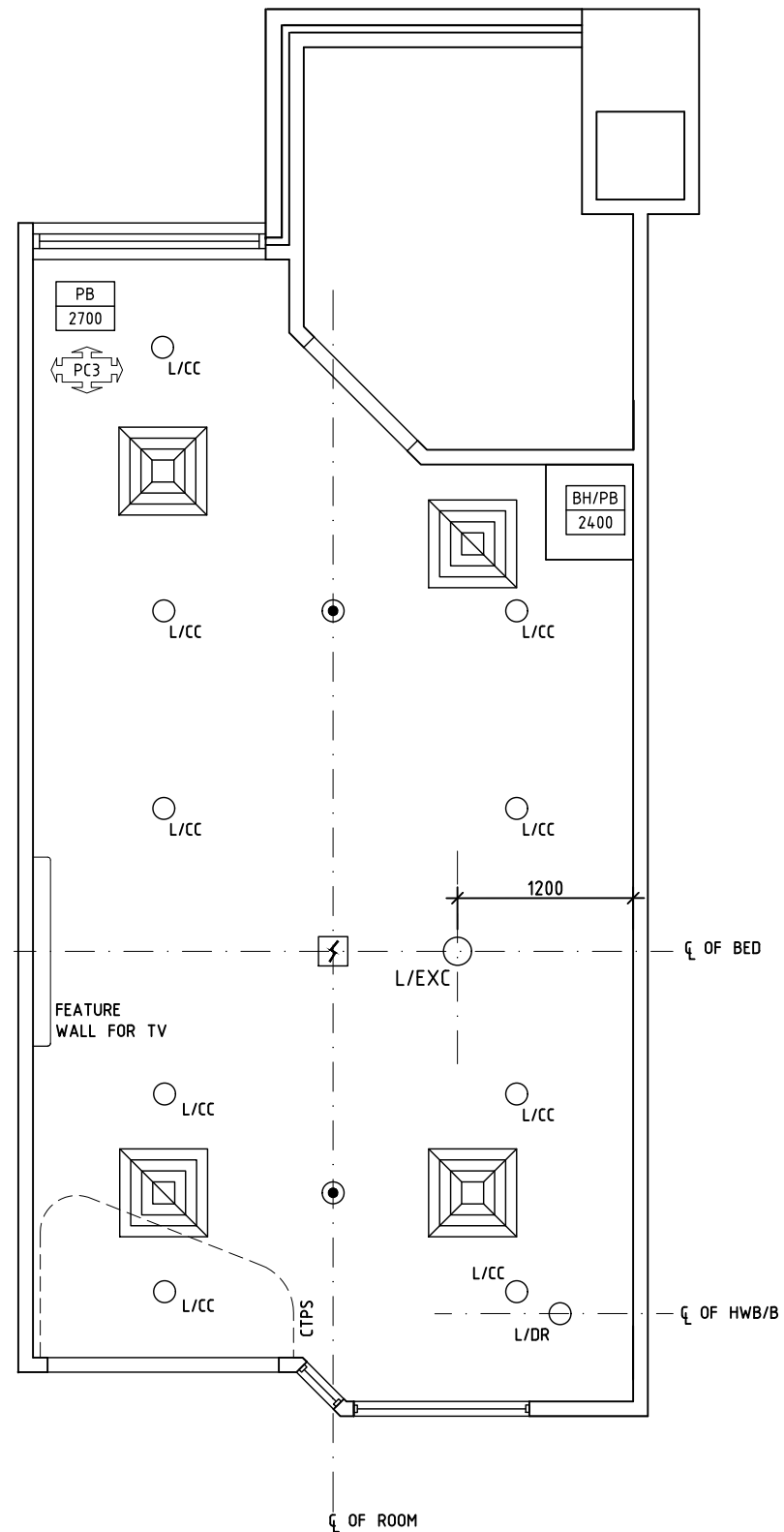
- LIGHT - COLOUR CORRECTED
- LIGHT - EXAMINATION, CEILING MOUNTED
- LIGHT - DOWNLIGHT, RECESSED

MECHANICAL LEGEND:

- SUPPLY AIR GRILLE
- RETURN AIR GRILLE

FIRE SERVICES LEGEND:

- SMOKE DETECTOR
- SPRINKLER



REFLECTED CEILING PLAN

REV	DESCRIPTION	DATE	BY	REV	DESCRIPTION	DATE	BY	COMPATIBILITY		
1	FIRST ISSUE	25.05.23	AM							
		International Health Facility Guidelines at: www.healthdesign.com.au/iHFG Editable version of Standard Components on Health Facility Briefing System (HFBS) at: www.healthdesign.com.au ©TAHPI				DESIGNED	APPROVED	DATE	SCALE(S)	SHEET
						AM	SA	25.05.23	1:50 in A3	3 of 3
						CAD FILE NAME		PAPER DRAWING ID	ISSUE	
						1br-ccu-30-i		1br-ccu-30-i-3	1	

This document is for advisory purpose only