

iHFG Standard Components

Room Layout Sheet

RLS Room Code

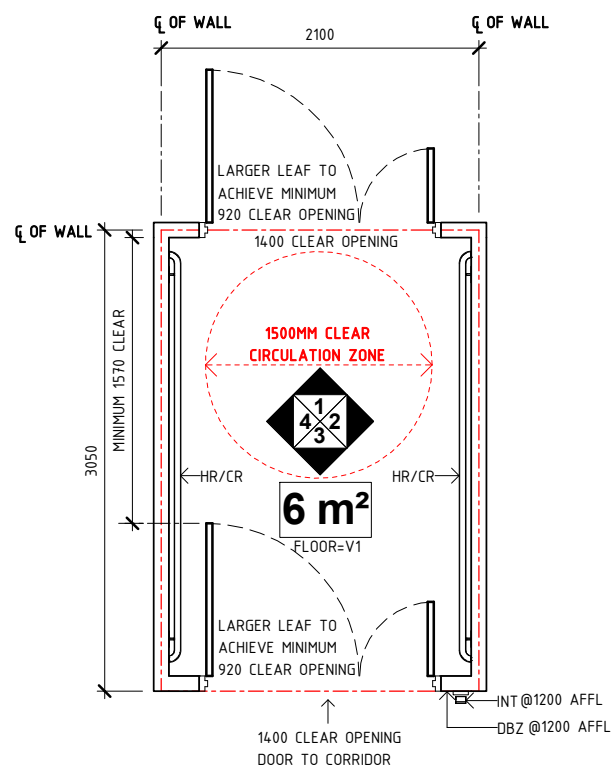
airl-6-i

RDS Room Code

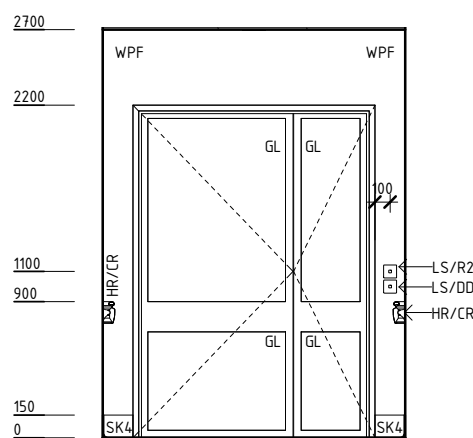
airl-6-i

Room Name **Airlock, 6m2**

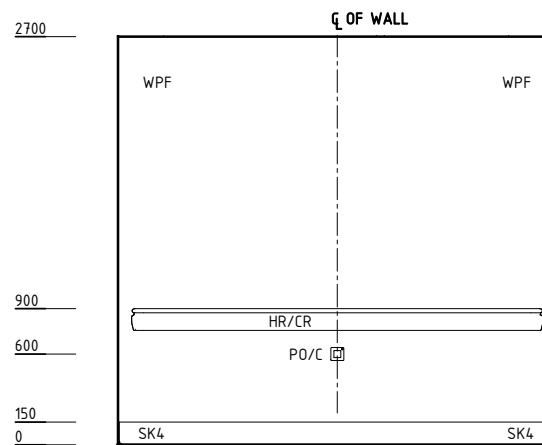
CCTV	CAMERA, CLOSED CIRCUIT TELEVISION
DBZ	DOOR BUZZER
GL	GLAZING
HR/CR	HANDRAIL/ CRASH RAIL
INT	INTERCOM
LS/DD	LIGHT SWITCH - DOWNLIGHT DIMMER
LS/R2	LIGHT SWITCH - ROOM, 2 WAY
PO/C	POWER OUTLET - CLEANER'S
SK4	FLOOR VINYL COVERED SKIRTING
V1	VINYL FLOORING, STANDARD SLIP RESISTANT
WPF	WALL PAINT FINISH



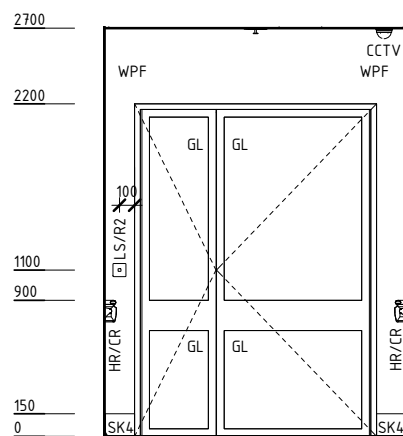
PLAN



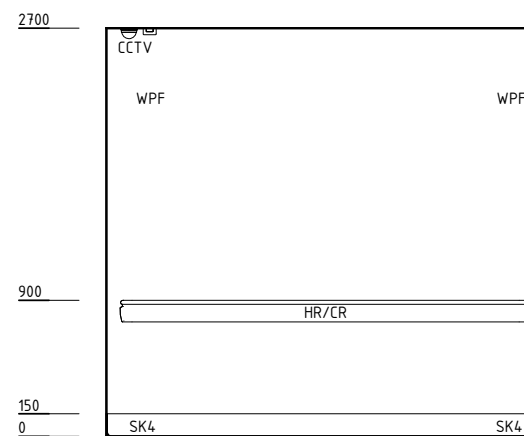
ELEVATION 1



ELEVATION 2



ELEVATION 3



ELEVATION 4

REV	DESCRIPTION	DATE	BY	REV	DESCRIPTION	DATE	BY	COMPATIBILITY
1	FIRST ISSUE	21.10.15	PJ					
2	GENERAL REVISION	27.01.23	AM					



International Health Facility Guidelines at:
www.healthdesign.com.au/iHFG
Editable version of Standard Components on
Health Facility Briefing System (HFBS) at:
www.healthdesign.com.au ©TAHPI



DESIGNED	APPROVED	DATE	SCALE(S)	SHEET
AM	SA	27.01.23	1 : 50	1 OF 2
REVIT FILE NAME		PAPER DRAWING ID		ISSUE
airl-6-i		airl-6-i-1		2

iHFG Standard Components

Room Layout Sheet

RLS Room Code

airl-6-i

RDS Room Code

airl-6-i

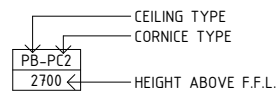
Room Name | **Airlock, 6m2**

GENERAL NOTES:

THIS DRAWING TO BE READ IN CONJUNCTION WITH R.D.S. (ROOM DATA SHEETS) WHICH TAKES PRECEDENCE.

ALL SERVICES INDICATED ARE INDICATIVE AND SUBJECTED TO DETAILED PROJECT SPECIFIC ENGINEERING DESIGN.

CEILING LEGEND:



PB-PC4 PLASTERBOARD FLUSH SET CEILING, PAINT FINISH WITH POWDERCOAT ALUMINIUM CORNICE, SHADOW ANGLE

--- GRID LINE

ELECTRICAL LEGEND:

○ L/DR LIGHT- DOWNLIGHT, RECESSED

MECHANICAL LEGEND:

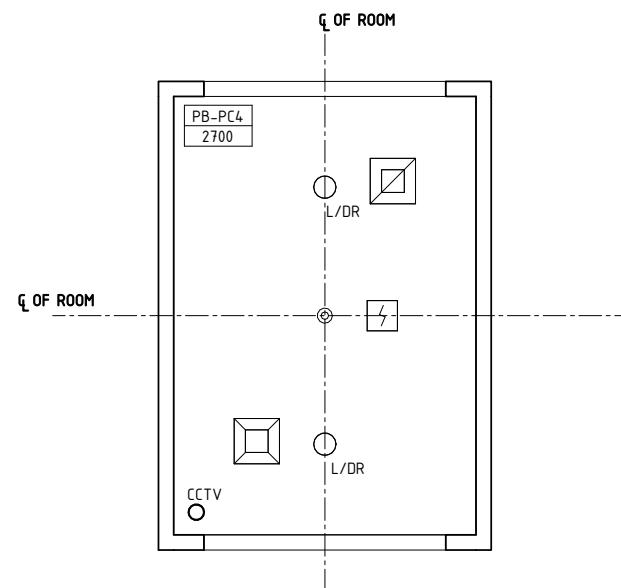
□ SUPPLY AIR GRILLE

◻ RETURN AIR GRILLE

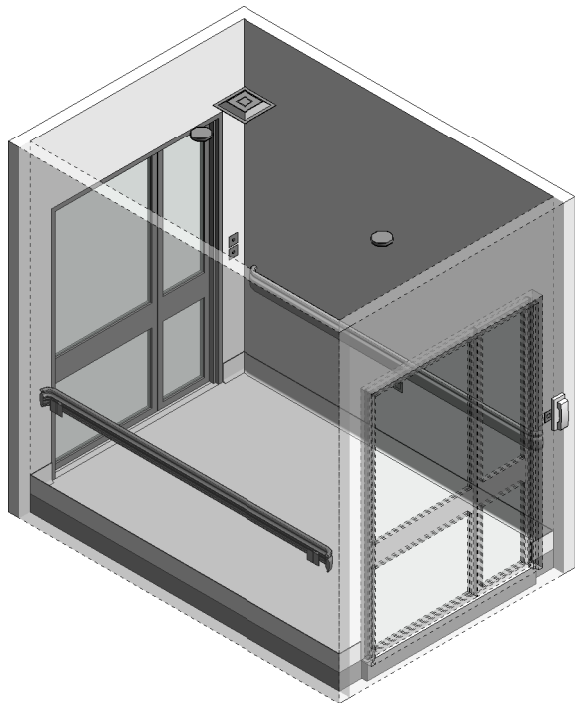
FIRE SERVICES LEGEND:

⚡ SMOKE DETECTOR

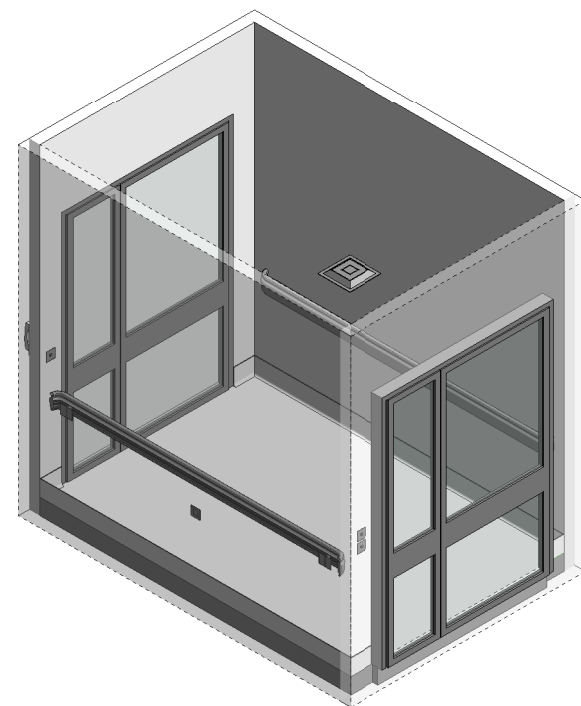
⊙ SPRINKLER



REFLECTED CEILING PLAN



ISOMETRIC VIEW 01



ISOMETRIC VIEW 02

REV	DESCRIPTION	DATE	BY	REV	DESCRIPTION	DATE	BY	COMPATIBILITY
1	FIRST ISSUE	21.10.15	PJ					iHFG
2	GENERAL REVISION	27.01.23	AM					