

iHFG Standard Components

Room Layout Sheet

Room Name **Bathroom**

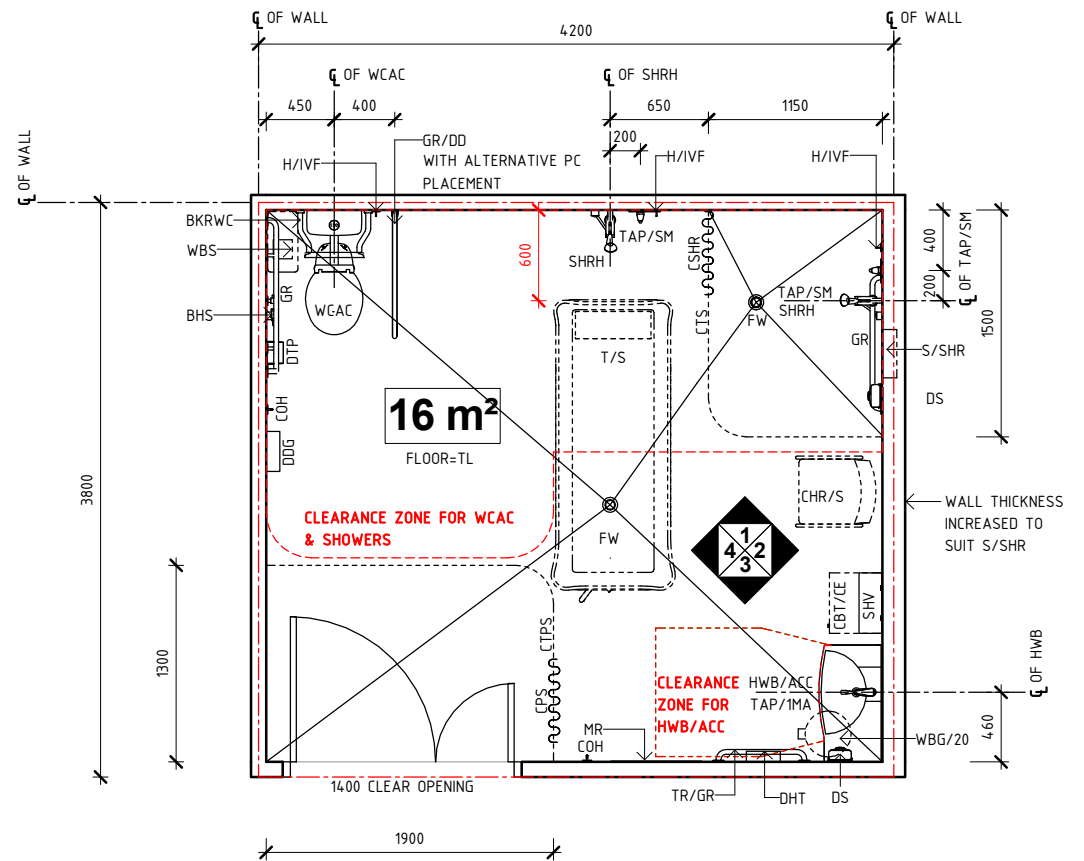
RLS Room Code

bath-i

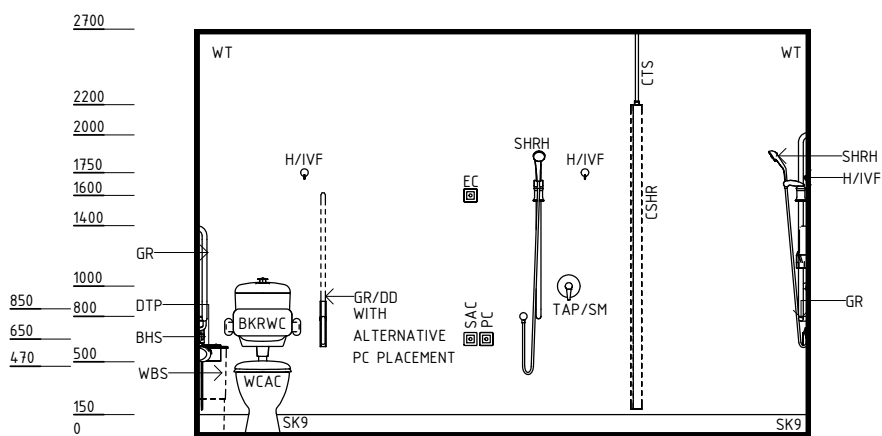
RDS Room Code

bath-i

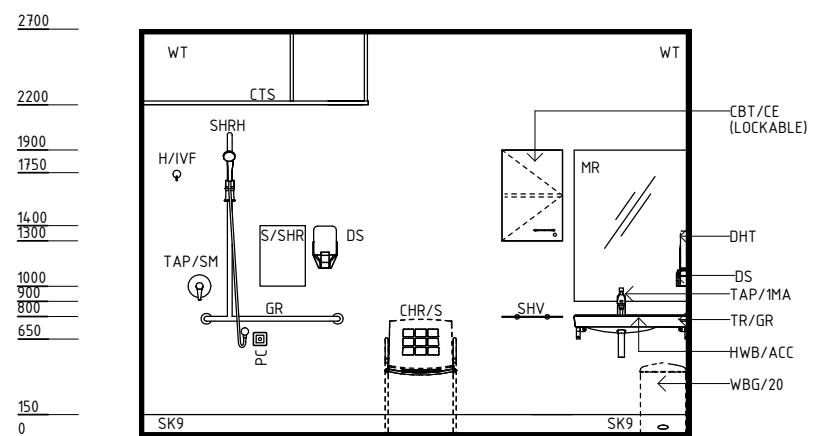
BHS	BIDET HANDSET
BKRWC	BACKREST - WATER CLOSET
CBT/CE	CABINET - CLEANING EQUIPMENT
CHR/S	CHAIR - SHOWER
COH	COAT HOOK
CPS	CURTAIN - PRIVACY SCREEN
CSHR	CURTAIN - SHOWER
CTPS	CURTAIN TRACK - PRIVACY SCREEN
CTS	CURTAIN TRACK - SHOWER
DDG	DISPENSER - DISPOSABLE GLOVES
DFP	DOOR AND DOOR FRAME PROTECTION
DHT	DISPENSER - PAPER HAND TOWEL
DS	DISPENSER - SOAP
DTP	DISPENSER - TOILET PAPER
EC	EMERGENCY CALL
FW	FLOOR WASTE
GR	GRAB RAIL
GR/DD	GRAB RAIL - DROP DOWN
H/IVF	HOOK - FOR IV FLASKS
HWB/ACC	HAND WASH BASIN - ACCESSIBLE
LS/R	LIGHT SWITCH - ROOM
MR	MIRROR
PC	PATIENT CALL
PO/IS	POWER OUTLET - SPECIAL
S/SHR	SOAP/ SHAMPOO HOLDER - RECESSED
SAC	STAFF ASSIST CALL
SHRH	SHOWER - HAND HELD SHOWER HEAD
SHV	SHELF - VANITY
SK9	TILE COVED SKIRTING
T/S	TROLLEY - SHOWER
TAP/IMA	TAPWARE - SINGLE MIXER, ACCESSIBLE
TAP/SM	TAPWARE - SHOWER MIXER
TL	TILE FLOORING
TR/GR	TOWEL RAIL, GRAB RAIL
WBG/20	WASTE BIN - GENERAL, 20 LITRE
WBS	WASTE BIN - SANITARY
WCAC	WATER CLOSET - ACCESSIBLE
WT	WALL TILE



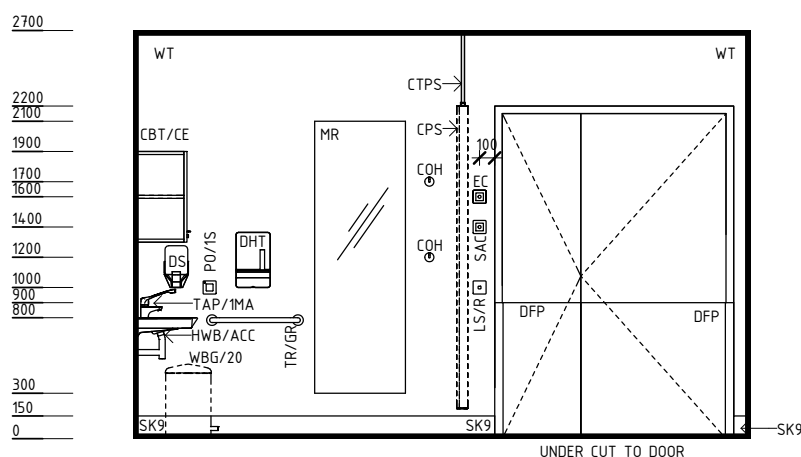
PLAN



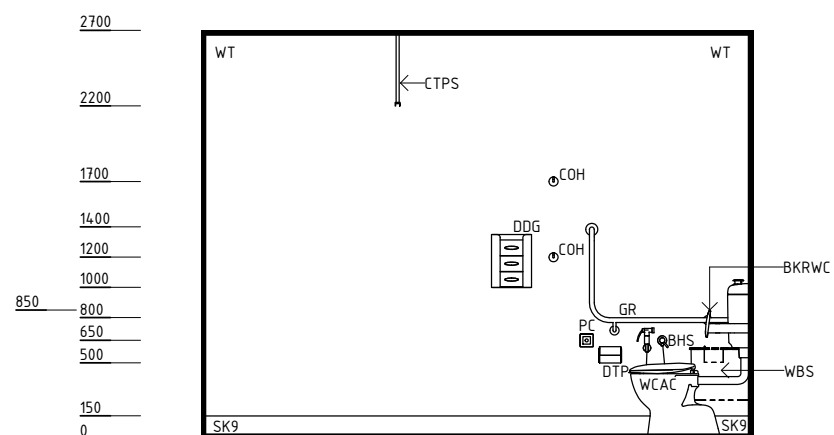
ELEVATION 1



ELEVATION 2



ELEVATION 3



ELEVATION 4

REV	DESCRIPTION	DATE	BY	REV	DESCRIPTION	DATE	BY	COMPATIBILITY
1	FIRST ISSUE	08.01.15	NB					
2	GENERAL REVISION	30.03.22	RA					



International Health Facility Guidelines at:
www.healthdesign.com.au/iHFG
Editable version of Standard Components on
Health Facility Briefing System (HFBS) at:
www.healthdesign.com.au ©TAHPI



DESIGNED	APPROVED	DATE	SCALE(S)	SHEET
RA	CC	30.03.22	1 : 50	1 OF 2
REVIT FILE NAME		PAPER DRAWING ID		ISSUE
bath-i		bath-i-1		2

iHFG Standard Components

Room Layout Sheet

RLS Room Code

bath-i

RDS Room Code

bath-i

Room Name

Bathroom

GENERAL NOTES:

THIS DRAWING TO BE READ IN CONJUNCTION WITH R.D.S. (ROOM DATA SHEETS) WHICH TAKES PRECEDENCE.

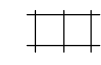
ALL SERVICES INDICATED ARE INDICATIVE AND SUBJECTED TO DETAILED PROJECT SPECIFIC ENGINEERING DESIGN.

CEILING LEGEND:



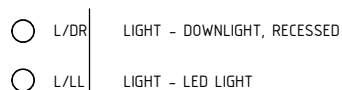
WPT-PC4

WATER RESISTANT, DROP IN TILES WITH POWDERCOAT ALUMINIUM CORNICE, SHADOW ANGLE

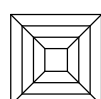


TILE CEILING GRID (600 x 600)
GRID LINE

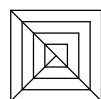
ELECTRICAL LEGEND:



MECHANICAL LEGEND:



SUPPLY AIR GRILLE



EXHAUST GRILLE

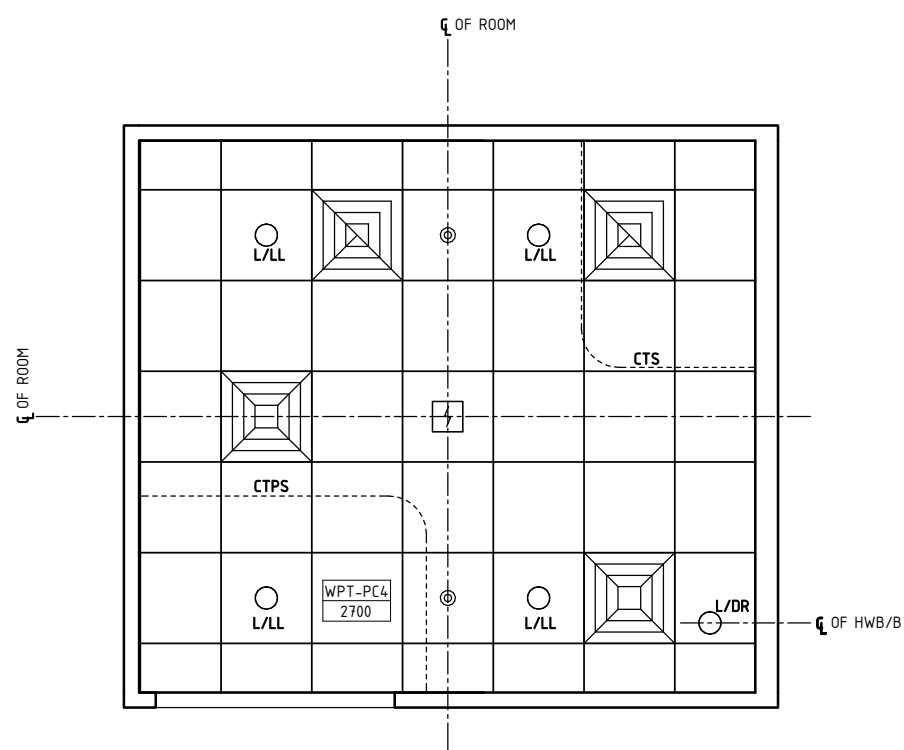
FIRE SERVICES LEGEND:



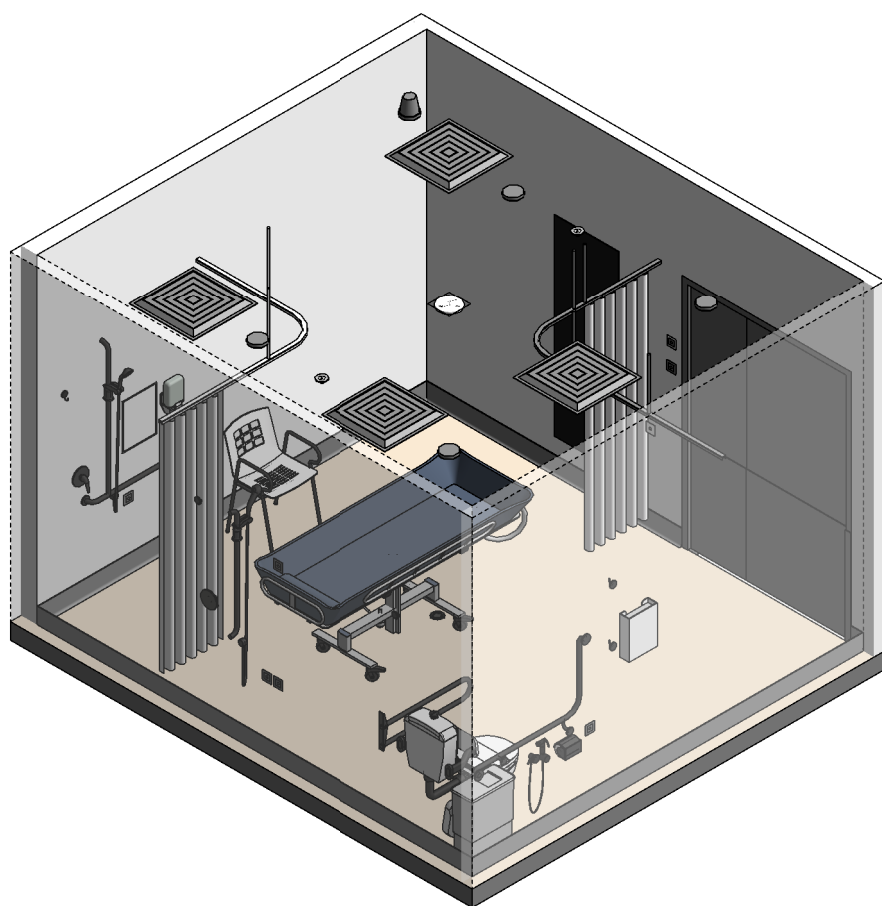
SMOKE DETECTOR



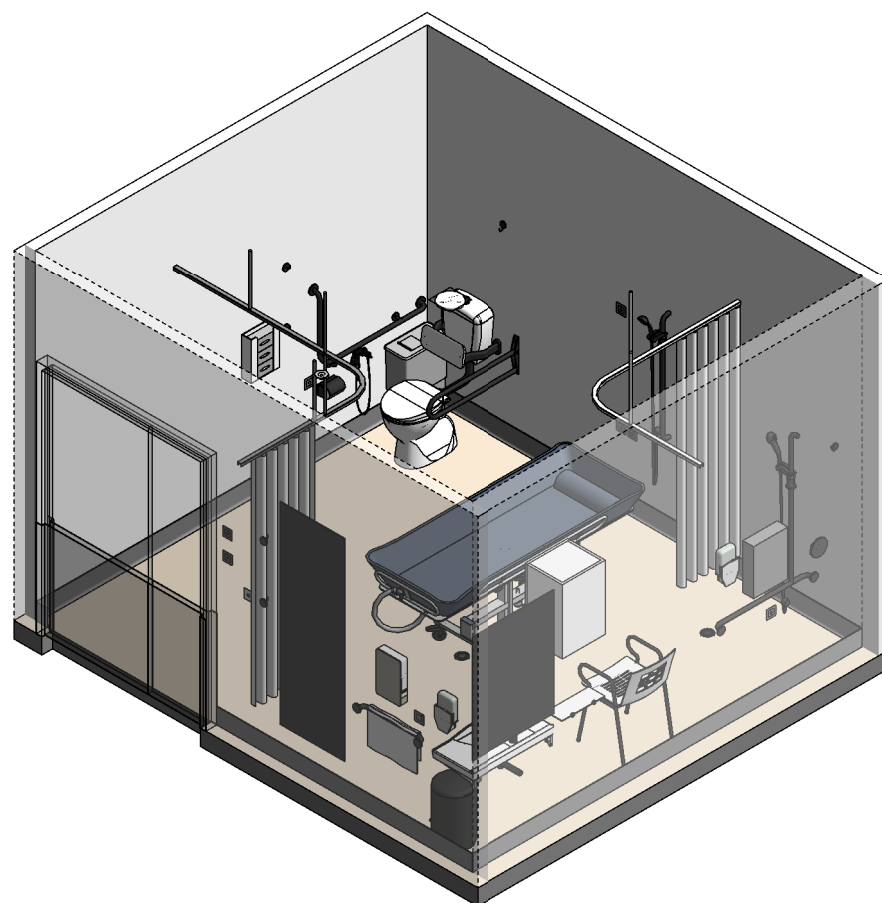
SPRINKLER



REFLECTED CEILING PLAN



ISOMETRIC VIEW 01



ISOMETRIC VIEW 02

REV	DESCRIPTION	DATE	BY	REV	DESCRIPTION	DATE	BY	COMPATIBILITY
1	FIRST ISSUE	08.01.15	NB					
2	GENERAL REVISION	30.03.22	RA					



International Health Facility Guidelines at:
www.healthdesign.com.au/iHFG
Editable version of Standard Components on
Health Facility Briefing System (HFBS) at:
www.healthdesign.com.au ©TAHPI



DESIGNED	APPROVED	DATE	SCALE(S)	SHEET
RA	CC	30.03.22	1 : 50	2 OF 2
REVIT FILE NAME		PAPER DRAWING ID		ISSUE
bath-i		bath-i-2		2