

# iHFG Standard Components

## Room Layout Sheet

RLS Room Code

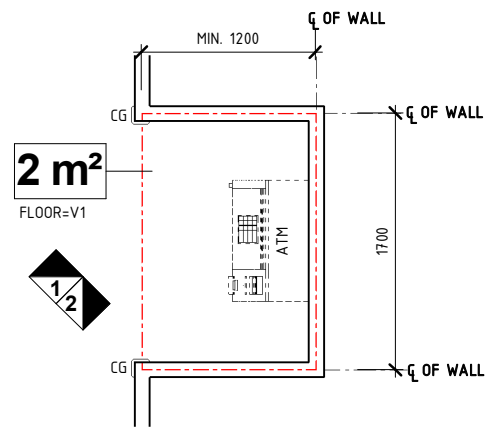
batm-2-i

RDS Room Code

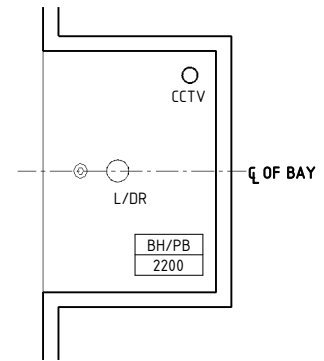
batm-2-i

Room Name **Bay - ATM, 2m2**

ATM	AUTOMATED TELLER MACHINE
CCTV	CAMERA, CLOSED CIRCUIT TELEVISION
CG	CORNER GUARD
COM/2	COMMUNICATION OUTLET - DOUBLE
L/DR	LIGHT - DOWNLIGHT, RECESSED
LS/B	LIGHT SWITCH - BAY
PO/1U	UNINTERRUPTED POWER SUPPLY - SINGLE
SK4	FLOOR VINYL COVED SKIRTING
V1	VINYL FLOORING, STANDARD SLIP RESISTANT
WPF	WALL PAINT FINISH



**PLAN**



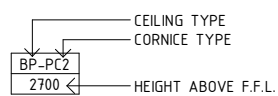
**REFLECTED CEILING PLAN**

**GENERAL NOTES:**

THIS DRAWING TO BE READ IN CONJUNCTION WITH R.D.S. (ROOM DATA SHEETS) WHICH TAKES PRECEDENCE.

ALL SERVICES INDICATED ARE INDICATIVE AND SUBJECT TO DETAILED PROJECT SPECIFIC ENGINEERING DESIGN.

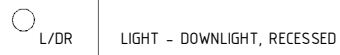
**CEILING LEGEND:**



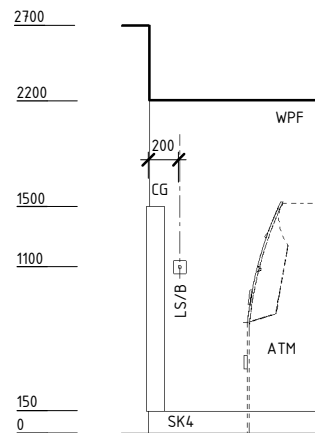
BH/PB BULKHEAD - PLASTERBOARD, PAINT FINISH

--- GRID LINE

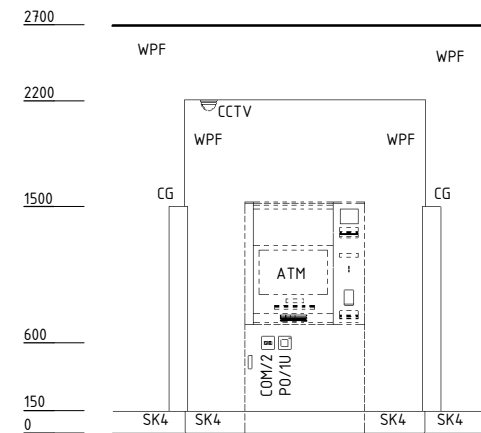
**ELECTRICAL LEGEND:**



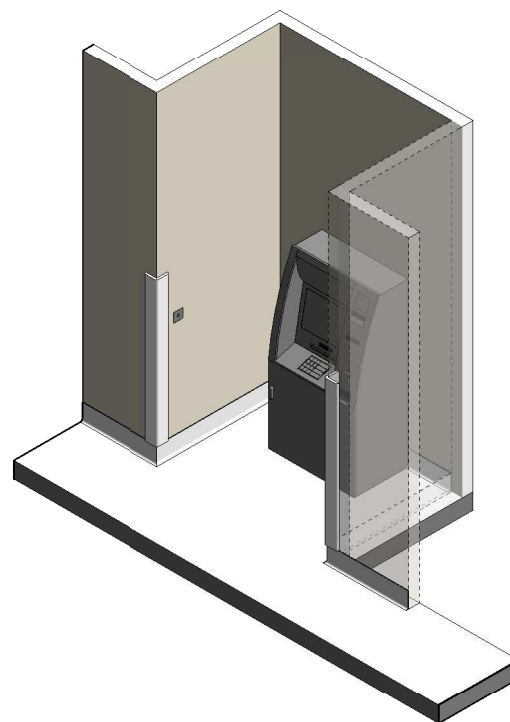
**FIRE SERVICES LEGEND:**



**ELEVATION 1**



**ELEVATION 2**



**ISOMETRIC VIEW 01**

REV	DESCRIPTION	DATE	BY	REV	DESCRIPTION	DATE	BY	COMPATIBILITY
1	FIRST ISSUE	19.06.15	NB					
2	GENERAL REVISION	25.05.23	AM					



International Health Facility Guidelines at:  
www.healthdesign.com.au/iHFG  
Editable version of Standard Components on  
Health Facility Briefing System (HFBS) at:  
www.healthdesign.com.au ©TAHPI



DESIGNED	APPROVED	DATE	SCALE(S)	SHEET
AM	SA	25.05.23	1 : 50	1 OF 1
REVIT FILE NAME		PAPER DRAWING ID		ISSUE
batm-2-i		batm-2-i-1		2