

iHFG Standard Components

Room Layout Sheet

Room Name **Bay - Equipment Park, 10m2**

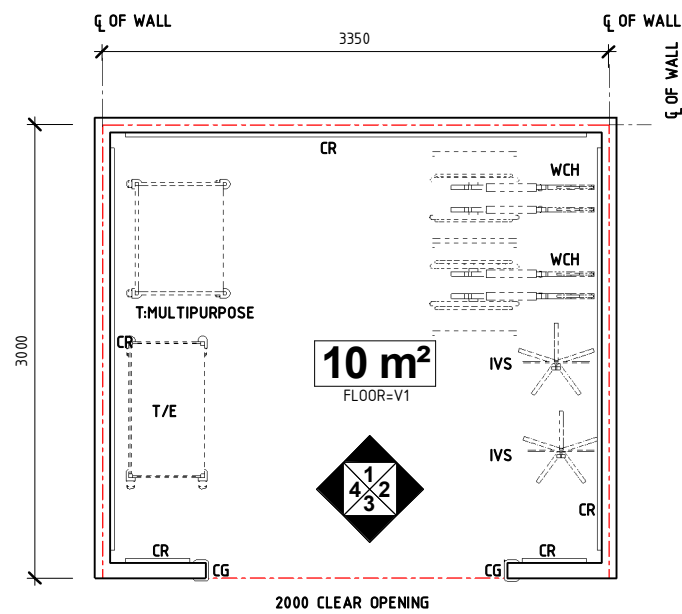
RLS Room Code

beqp-10-i

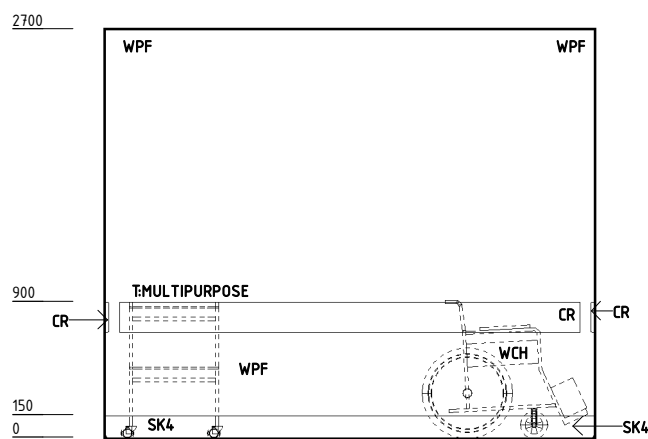
RDS Room Code

beqp-10-i

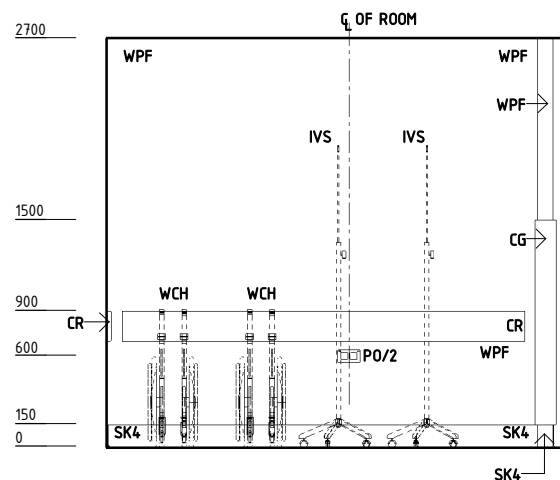
- CG CORNER GUARD
- CR CRASH RAIL
- IVS IV STAND - MOBILE
- LS/B LIGHT SWITCH - BAY
- PO/2 POWER OUTLET - DOUBLE
- SK4 FLOOR VINYL COVED SKIRTING
- T TROLLEY
- T/E TROLLEY - EQUIPMENT
- V1 VINYL FLOORING, STANDARD SLIP RESISTANT
- WCH WHEELCHAIR
- WPF WALL PAINT FINISH



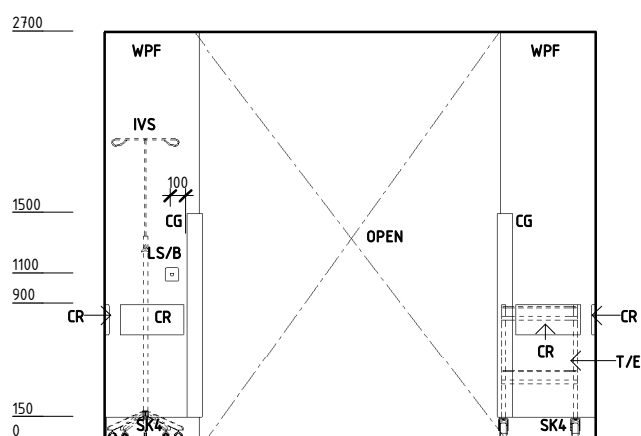
PLAN



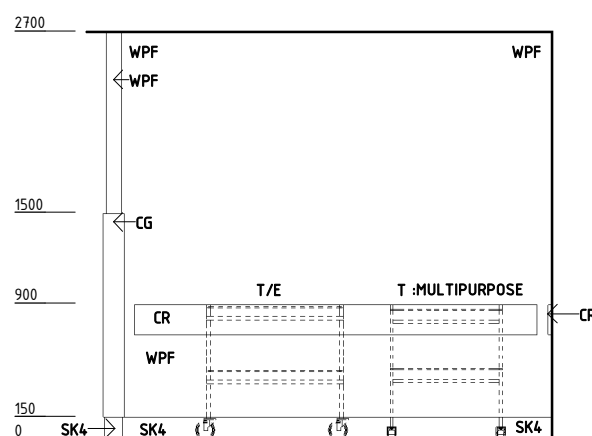
ELEVATION 1



ELEVATION 2



ELEVATION 3



ELEVATION 4

REV	DESCRIPTION	DATE	BY	REV	DESCRIPTION	DATE	BY	COMPATIBILITY															
1	FIRST ISSUE	24.10.10	CC	4	GENERAL REVISION	25.05.23	SS																
2	GENERAL REVISION	30.08.11	HMC																				
3	GENERAL REVISION	31.10.12	CT																				
								<table border="1"> <thead> <tr> <th>DESIGNED</th> <th>APPROVED</th> <th>DATE</th> <th>SCALE(S)</th> <th>SHEET</th> </tr> </thead> <tbody> <tr> <td>SS</td> <td>SA</td> <td>25.05.23</td> <td>1 : 50</td> <td>1 OF 2</td> </tr> <tr> <td colspan="2"> REVIT FILE NAME beqp-10-i </td> <td colspan="2"> PAPER DRAWING ID beqp-10-i-1 </td> <td> ISSUE 4 </td> </tr> </tbody> </table>	DESIGNED	APPROVED	DATE	SCALE(S)	SHEET	SS	SA	25.05.23	1 : 50	1 OF 2	REVIT FILE NAME beqp-10-i		PAPER DRAWING ID beqp-10-i-1		ISSUE 4
DESIGNED	APPROVED	DATE	SCALE(S)	SHEET																			
SS	SA	25.05.23	1 : 50	1 OF 2																			
REVIT FILE NAME beqp-10-i		PAPER DRAWING ID beqp-10-i-1		ISSUE 4																			

iHFG Standard Components

Room Layout Sheet

RLS Room Code

beqp-10-i

RDS Room Code

beqp-10-i





Room Name | Bay - Equipment Park, 10m2

GENERAL NOTES:


THIS DRAWING TO BE READ IN CONJUNCTION WITH R.D.S. (ROOM DATA SHEETS) WHICH TAKES PRECEDENCE.

ALL SERVICES INDICATED ARE INDICATIVE AND SUBJECTED TO DETAILED PROJECT SPECIFIC ENGINEERING DESIGN.

CEILING LEGEND:

 CEILING TYPE
 HEIGHT ABOVE F.F.L.
 GRID LINE
 PLASTERBOARD FLUSH SET CEILING, PAINT FINISH WITH PLASTERBOARD SQUARE SET CORNICE

ELECTRICAL LEGEND:

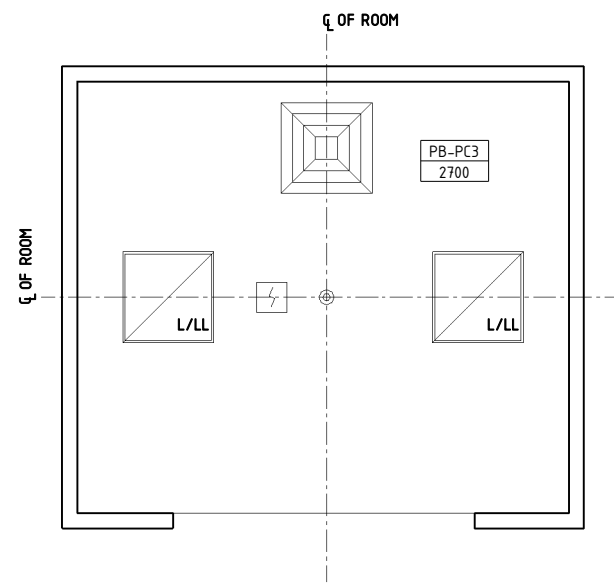
 LIGHT - LED LIGHT

MECHANICAL LEGEND:

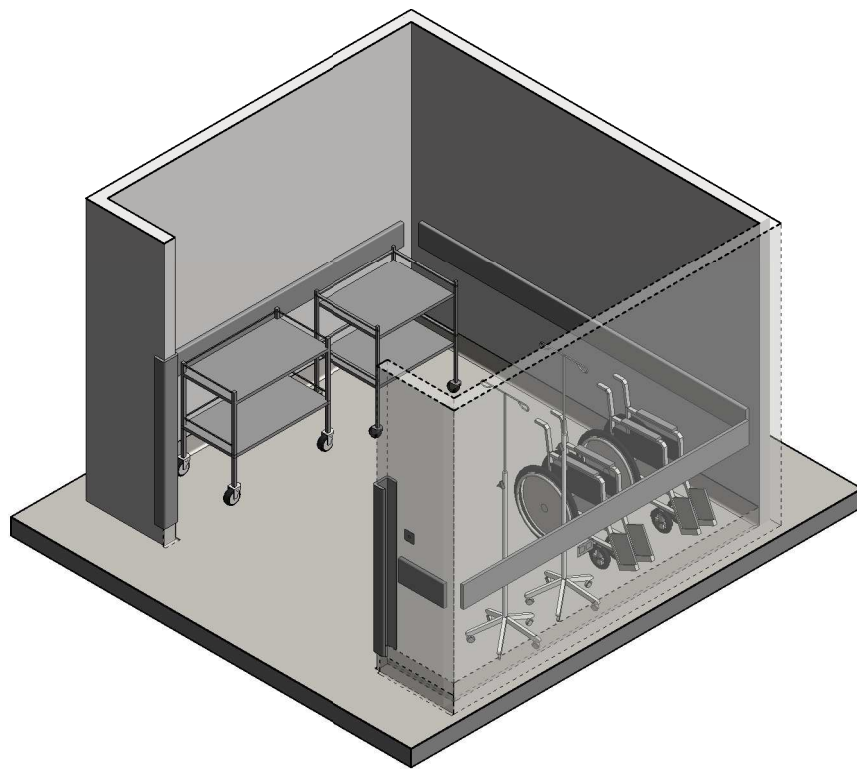
 SUPPLY AIR GRILLE

FIRE SERVICES LEGEND:

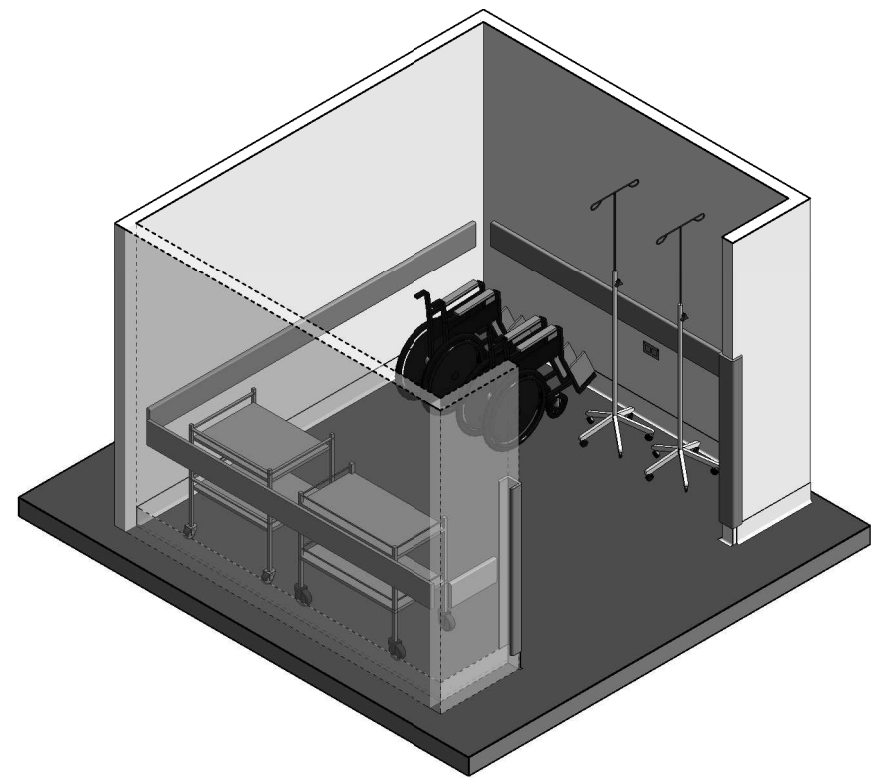
 SMOKE DETECTOR
 SPRINKLER





REFLECTED CEILING PLAN



ISOMETRIC VIEW 1



ISOMETRIC VIEW 2

REV	DESCRIPTION	DATE	BY	REV	DESCRIPTION	DATE	BY	COMPATIBILITY															
1	FIRST ISSUE	24.10.10	CC	4	GENERAL REVISION	25.05.23	SS																
2	GENERAL REVISION	30.08.11	HMC																				
3	GENERAL REVISION	31.10.12	CT																				
 International Health Facility Guidelines								<table border="1"> <thead> <tr> <th>DESIGNED</th> <th>APPROVED</th> <th>DATE</th> <th>SCALE(S)</th> <th>SHEET</th> </tr> </thead> <tbody> <tr> <td>SS</td> <td>SA</td> <td>25.05.23</td> <td>1 : 50</td> <td>2 OF 2</td> </tr> <tr> <td colspan="2"> REVIT FILE NAME beqp-10-i </td> <td colspan="2"> PAPER DRAWING ID beqp-10-i-2 </td> <td> ISSUE 4 </td> </tr> </tbody> </table>	DESIGNED	APPROVED	DATE	SCALE(S)	SHEET	SS	SA	25.05.23	1 : 50	2 OF 2	REVIT FILE NAME beqp-10-i		PAPER DRAWING ID beqp-10-i-2		ISSUE 4
DESIGNED	APPROVED	DATE	SCALE(S)	SHEET																			
SS	SA	25.05.23	1 : 50	2 OF 2																			
REVIT FILE NAME beqp-10-i		PAPER DRAWING ID beqp-10-i-2		ISSUE 4																			