

iHFG Standard Components

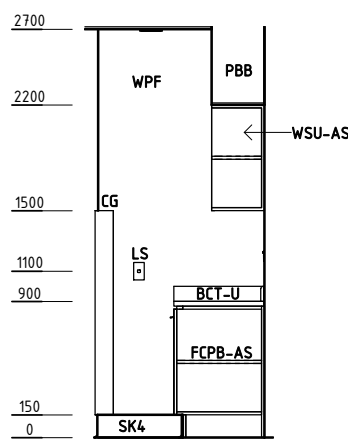
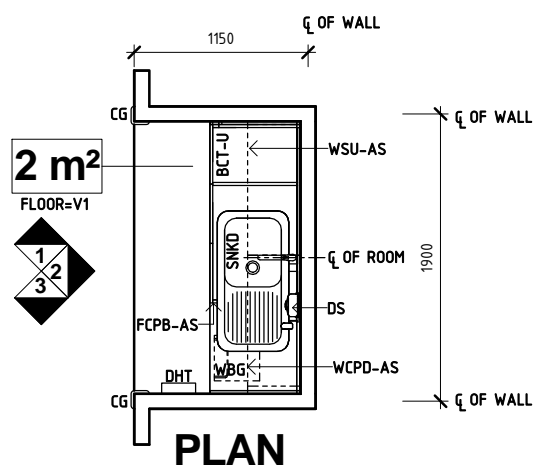
Room Layout Sheet

Room Name **Bay - Flowers, Open Plan**

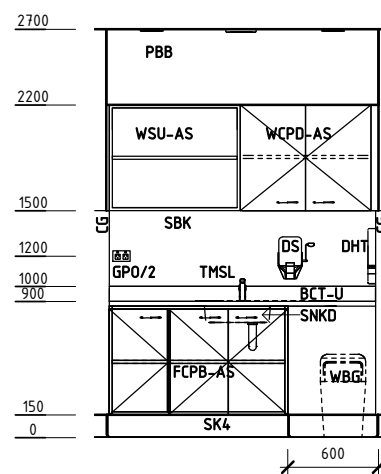
RLS Room Code **BFLW-OP-I**
RDS Room Code **BFLW-OP-I**

Abbreviations

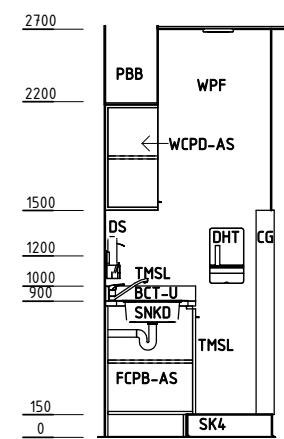
BCT-U	BENCHTOP WITH UPTURN
CG	CORNER GUARD
DHT	DISPENSER - HAND TOWEL
DS	DISPENSER - SOAP
FCPB-AS	FLOOR CUPBOARD WITH ADJUSTABLE SHELVES
GPO/2	GENERAL POWER OUTLET - DOUBLE
LS	LIGHT SWITCH
SBK	SPLASHBACK
SNKD	SINK WITH DRAINER, STAINLESS STEEL
TMSL	TAP MIXER, SINGLE LEVER
WBG	WASTE BIN: GENERAL
WCPD-AS	WALL CUPBOARD WITH ADJUSTABLE SHELVES
WSU-AS	WALL SHELVING UNIT WITH ADJUSTABLE SHELVES
PBB	PLASTERBOARD BULKHEAD, PAINT FINISH
SK4	FLOOR VINYL COVED SKIRTING
WPF	WALL PAINT FINISH
V1	VINYL FLOORING, STANDARD SLIP RESISTANT



ELEVATION 1



ELEVATION 2



ELEVATION 3

REV	DESCRIPTION	DATE	BY	REV	DESCRIPTION	DATE	BY	REV	DESCRIPTION	DATE	BY
1	FIRST ISSUE #	29.08.2014	NB								
2	GENERAL REVISION	29.10.2014	NB								

iHFG Standard Components

Room Layout Sheet

Room Name **Bay - Flowers, Open Plan**

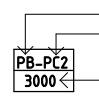





RLS Room Code **BFLW-OP-I**
RDS Room Code **BFLW-OP-I**

GENERAL NOTES:


THIS DRAWING TO BE READ IN CONJUNCTION WITH R.D.S. (ROOM DATA SHEETS) WHICH TAKES PRECEDENCE.

ALL SERVICES INDICATED ARE INDICATIVE AND SUBJECT TO DETAILED PROJECT SPECIFIC ENGINEERING DESIGN.

CEILING LEGEND:

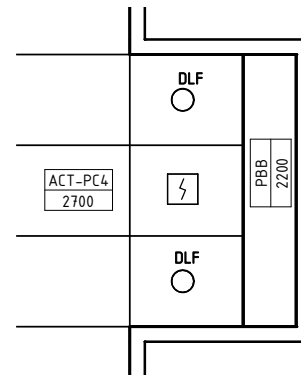
	CEILING TYPE CORNICED TYPE
	HEIGHT ABOVE F.F.L.
	ACOUSTIC CEILING TILES WITH POWDERCOAT ALUMINIUM CORNICE, SHADOW LINE
	PLASTERBOARD BULKHEAD, PAINT FINISH
	TILE CEILING GRID (1200 x 600)
	GRID LINE

ELECTRICAL LEGEND:

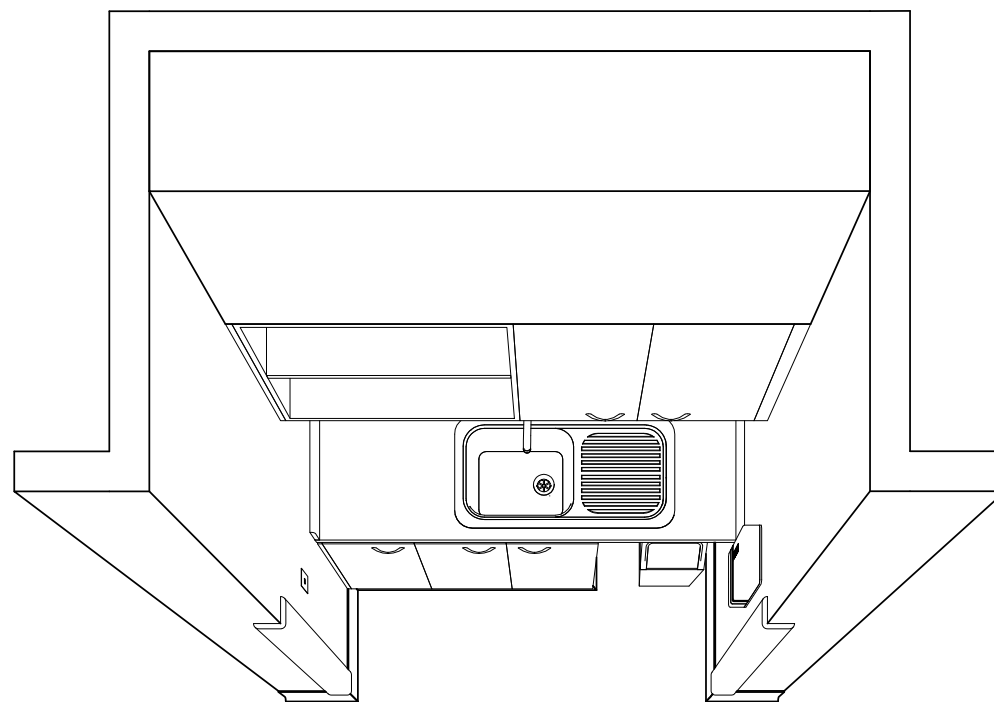
	FLUORESCENT DOWNLIGHT - RECESSED
---	----------------------------------

FIRE SERVICES LEGEND:

	SMOKE DETECTOR
---	----------------



REFLECTED CEILING PLAN



PERSPECTIVE - PLAN VIEW

REV	DESCRIPTION	DATE	BY	REV	DESCRIPTION	DATE	BY	REV	DESCRIPTION	DATE	BY
1	FIRST ISSUE #	29.08.2014	NB								
2	GENERAL REVISION	29.10.2014	NB								

iHFG Standard Components

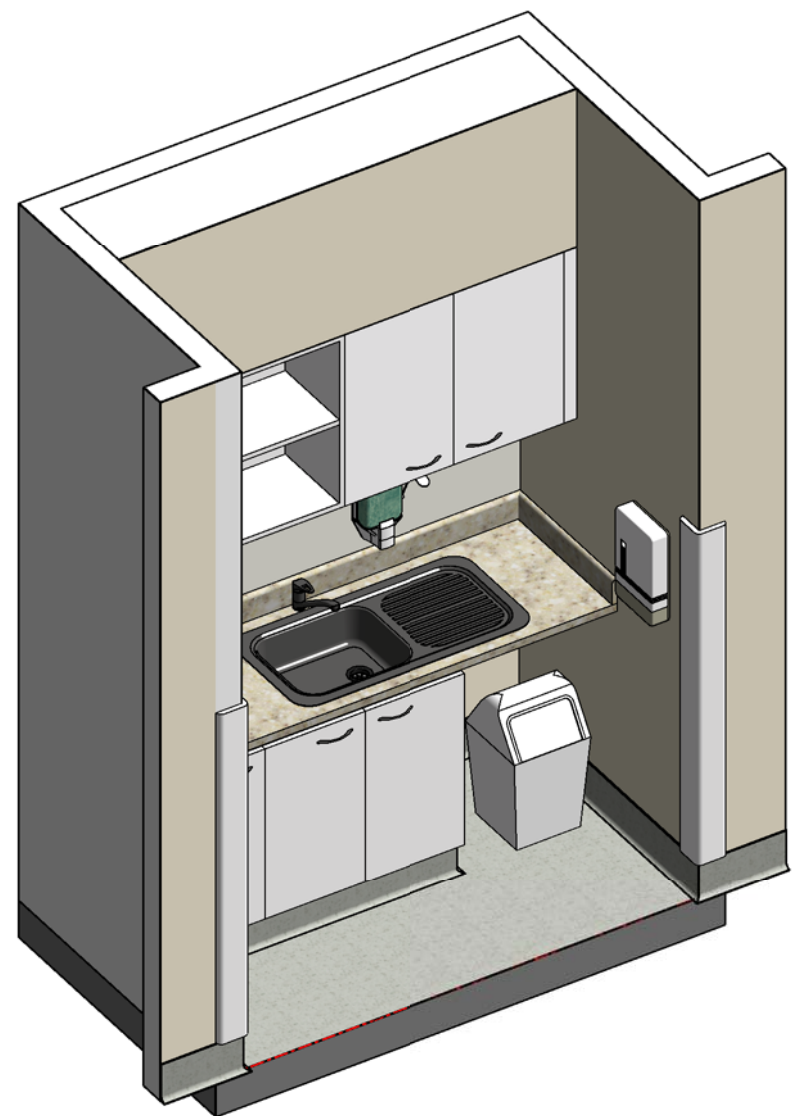
Room Layout Sheet

Room Name | Bay - Flowers, Open Plan

RLS Room Code BFLW-OP-I
RDS Room Code BFLW-OP-I



PERSPECTIVE 01



ISOMETRIC VIEW 01

REV	DESCRIPTION	DATE	BY	REV	DESCRIPTION	DATE	BY	REV	DESCRIPTION	DATE	BY
1	FIRST ISSUE #	29.08.2014	NB								
2	GENERAL REVISION	29.10.2014	NB								



The International Health Facility Guidelines recommends the use of HFBS “Health Facility Briefing System” to edit all room data sheet information for your project.

HFBS provides edit access to all iHFG standard rooms, and departments, and more than 100 custom report templates.

HFBS Health Facility Briefing System



Briefing Module

The Health Facility Briefing System (HFBS) has numerous modules available via annual subscription. It suits healthcare Architects, Medical Planners, Equipment Planners Project Managers and Health Authorities.

Use the HFBS Briefing Module to quickly drag in health facility departments or pre-configured room templates from the iHFG standard, edit the room features such as finishes, furniture, fittings, fixtures, medical equipment, engineering services. The system can print or download as PDF more than 100 custom reports including room data sheets, schedules, and more...

To learn more about the HFBS web-based Healthcare Briefing and Design Software and to obtain editable versions of the “Standard Components” including Room Data Sheets (RDS) and Room Layout Sheets (RLS) offered on the iHFG website, signup for HFBS using the link below.

Get Started Now:
hfbs.healthdesign.com.au

- ✓ iHFG Room Data Sheets and Departments are instantly editable in the HFBS software available online.
- ✓ You can access hundreds of report templates to print your iHFG room data in HFBS.
- ✓ HFBS has a onetime free 3 day trial available to all new users.

Get Started Now:
hfbs.healthdesign.com.au



HFBS

Health Facility Briefing System

hfbsinfo.com | techsupport@healthdesign.com.au