

iHFG Standard Components

Room Layout Sheet

RLS Room Code

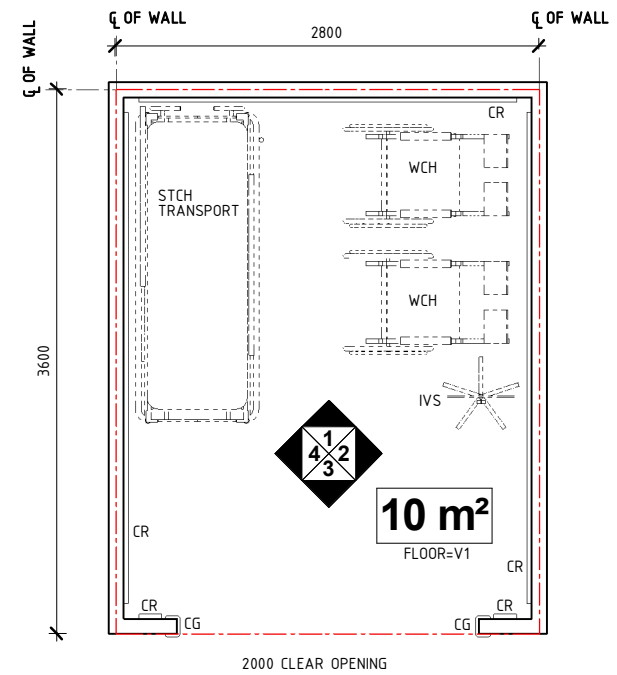
bmeq-10-i

RDS Room Code

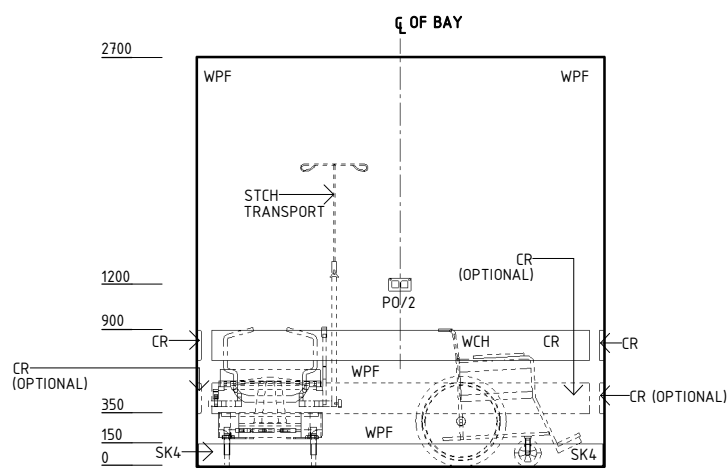
bmeq-10-i

Room Name **Bay - Mobile Equipment, 10m2**

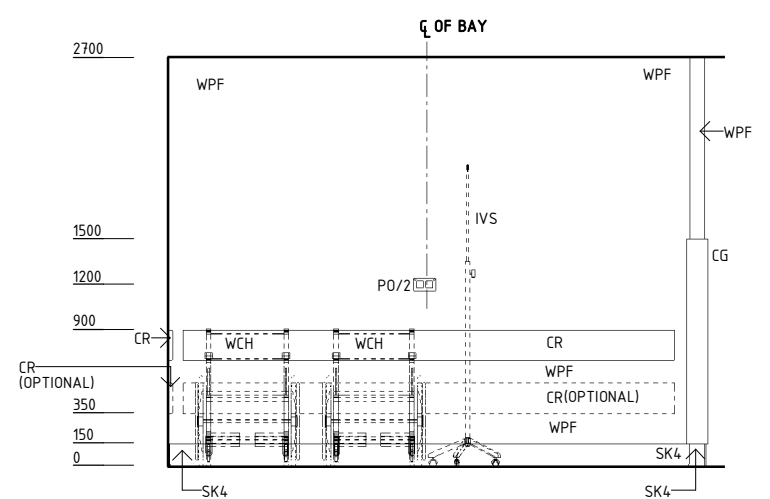
- CG CORNER GUARD
- CR CRASH RAIL
- IVS IV STAND - MOBILE
- PO/2 POWER OUTLET - DOUBLE
- SK4 FLOOR VINYL COVERED SKIRTING
- STCH STRETCHER
- V1 VINYL FLOORING, STANDARD SLIP RESISTANT
- WCH WHEELCHAIR
- WPF WALL PAINT FINISH



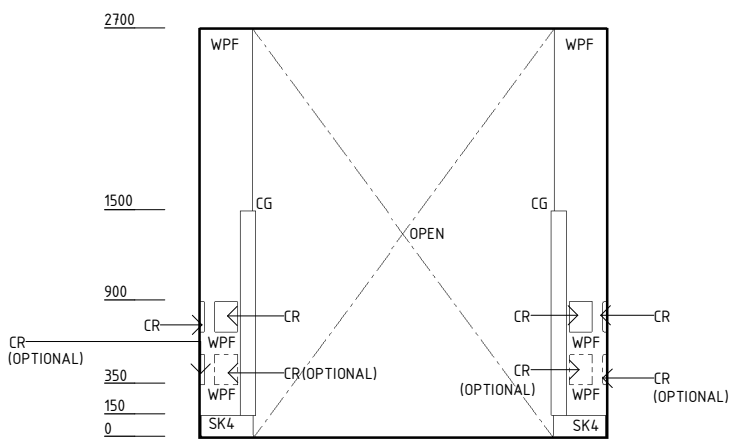
PLAN



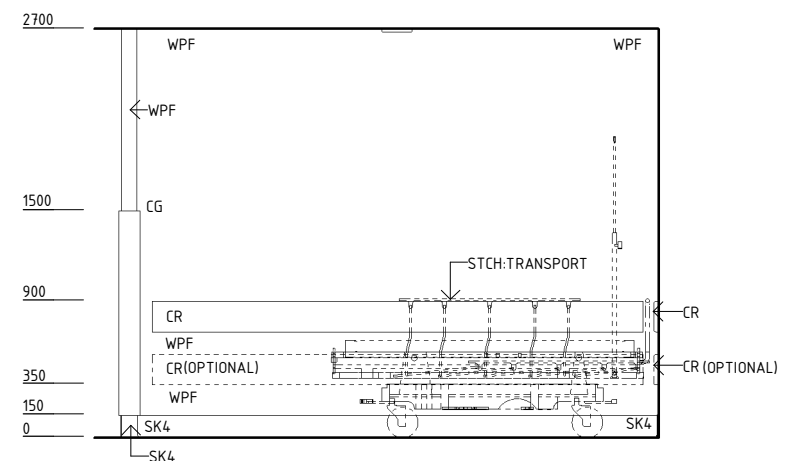
ELEVATION 1



ELEVATION 2



ELEVATION 3



ELEVATION 4

REV	DESCRIPTION	DATE	BY	REV	DESCRIPTION	DATE	BY	COMPATIBILITY																				
1	FIRST ISSUE	24.10.10	CC	4	GENERAL REVISION	25.05.23	SS																					
2	GENERAL REVISION	30.08.11	ASD																									
3	GENERAL REVISION	31.10.12	CT																									
								<table border="1"> <thead> <tr> <th>DESIGNED</th> <th>APPROVED</th> <th>DATE</th> <th>SCALE(S)</th> <th>SHEET</th> </tr> </thead> <tbody> <tr> <td>SS</td> <td>SA</td> <td>25.05.23</td> <td>1 : 50</td> <td>1 OF 2</td> </tr> <tr> <td colspan="2">REVIT FILE NAME</td> <td colspan="2">PAPER DRAWING ID</td> <td>ISSUE</td> </tr> <tr> <td colspan="2">bmeq-10-i</td> <td colspan="2">bmeq-10-i-1</td> <td>4</td> </tr> </tbody> </table>	DESIGNED	APPROVED	DATE	SCALE(S)	SHEET	SS	SA	25.05.23	1 : 50	1 OF 2	REVIT FILE NAME		PAPER DRAWING ID		ISSUE	bmeq-10-i		bmeq-10-i-1		4
DESIGNED	APPROVED	DATE	SCALE(S)	SHEET																								
SS	SA	25.05.23	1 : 50	1 OF 2																								
REVIT FILE NAME		PAPER DRAWING ID		ISSUE																								
bmeq-10-i		bmeq-10-i-1		4																								

iHFG Standard Components

Room Layout Sheet

RLS Room Code

bmeq-10-i

RDS Room Code

bmeq-10-i

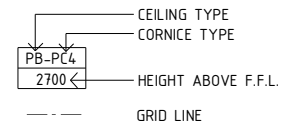
Room Name **Bay - Mobile Equipment, 10m2**

GENERAL NOTES:

THIS DRAWING TO BE READ IN CONJUNCTION WITH R.D.S. (ROOM DATA SHEETS) WHICH TAKES PRECEDENCE.

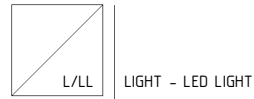
ALL SERVICES INDICATED ARE INDICATIVE AND SUBJECTED TO DETAILED PROJECT SPECIFIC ENGINEERING DESIGN.

CEILING LEGEND:

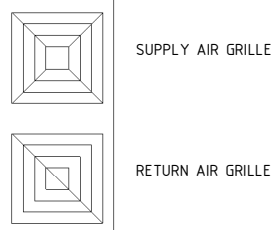


PB-PC3 PLASTERBOARD FLUSH SET CEILING, PAINT FINISH WITH PLASTERBOARD SQUARE SET CORNICE

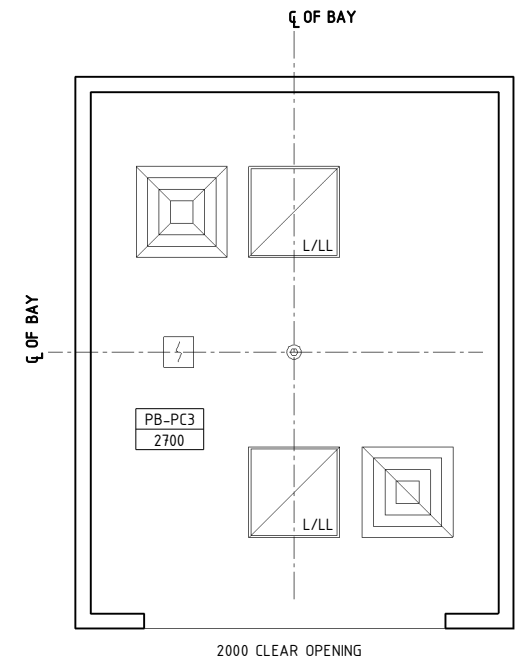
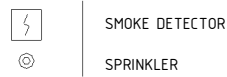
ELECTRICAL LEGEND:



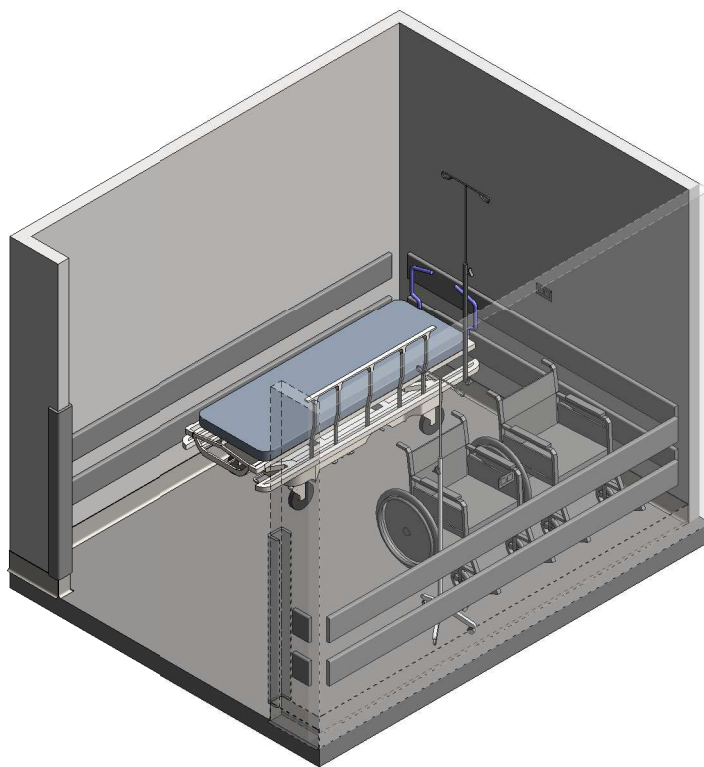
MECHANICAL LEGEND:



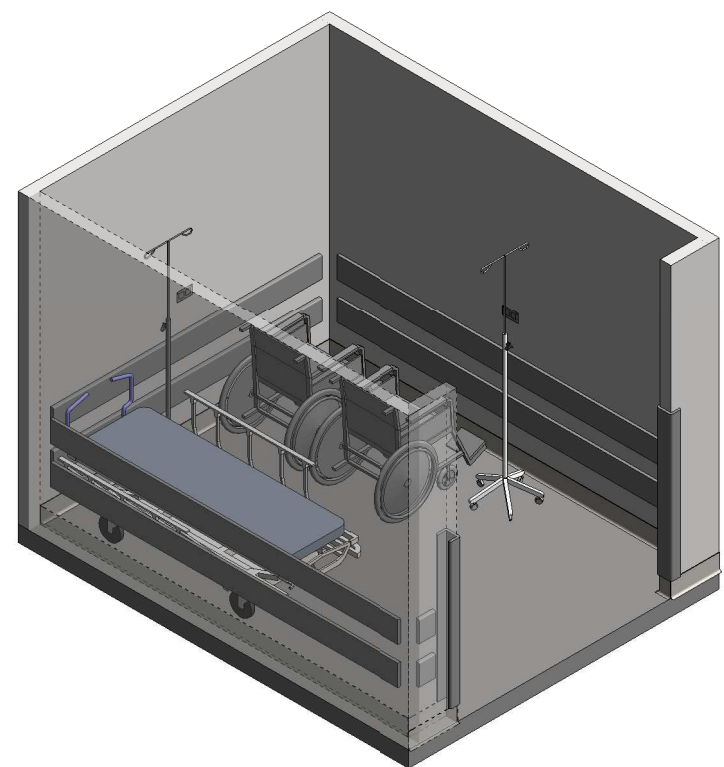
FIRE SERVICES LEGEND:



REFLECTED CEILING PLAN



ISOMETRIC VIEW 1



ISOMETRIC VIEW 2

REV	DESCRIPTION	DATE	BY	REV	DESCRIPTION	DATE	BY	COMPATIBILITY				
1	FIRST ISSUE	24.10.10	CC	4	GENERAL REVISION	25.05.23	SS	iHFG				
2	GENERAL REVISION	30.08.11	ASD									
3	GENERAL REVISION	31.10.12	CT									
								DESIGNED	APPROVED	DATE	SCALE(S)	SHEET
								SS	SA	25.05.23	1 : 50	2 OF 2
								REVIT FILE NAME		PAPER DRAWING ID		ISSUE
								bmeq-10-i		bmeq-10-i-2		4