

iHFG Standard Components

Room Layout Sheet

RLS Room Code

but-2-i

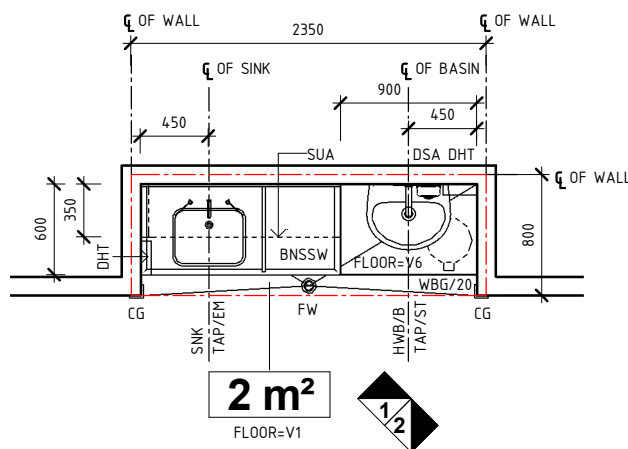
RDS Room Code

but-2-i

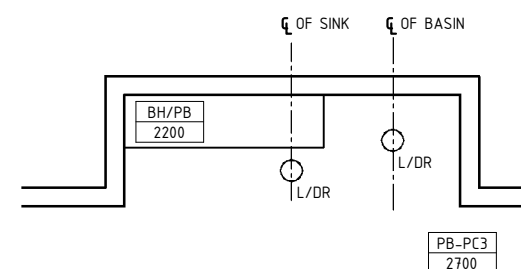
Room Name

Bay - Utility, 2m2

AS	ADJUSTABLE SHELF
BH/PB	BULKHEAD - PLASTERBOARD, PAINT FINISH
BNSSW	BENCH - STAINLESS STEEL, WET EDGE
CG	CORNER GUARD
DHT	DISPENSER - PAPER HAND TOWEL
DSA	DISPENSER - SOAP, ANTISEPTIC
FW	FLOOR WASTE
HWB/B	HAND WASH BASIN - TYPE 'B'
L/DR	LIGHT - DOWNLIGHT, RECESSED
SHSSU	SHELF - STAINLESS STEEL, UNDER BENCH
SK4	FLOOR VINYL COVERED SKIRTING
SNK	SINK, STAINLESS STEEL
SUA	SHELVING UNIT - ADJUSTABLE
TAP/EM	TAPWARE - ELBOW MIXER
TAP/ST	TAPWARE - SENSOR TAP
V1	VINYL FLOORING, STANDARD SLIP RESISTANT
V6	VINYL FLOORING, NON SLIP - TEXTURED
WBG/20	WASTE BIN - GENERAL, 20 LITRE
WPF	WALL PAINT FINISH
WV	WALL VINYL



PLAN



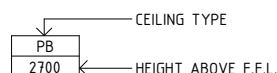
REFLECTED CEILING PLAN

GENERAL NOTES:

THIS DRAWING TO BE READ IN CONJUNCTION WITH R.D.S. (ROOM DATA SHEETS) WHICH TAKES PRECEDENCE.

ALL SERVICES INDICATED ARE INDICATIVE AND SUBJECTED TO DETAILED PROJECT SPECIFIC ENGINEERING DESIGN.

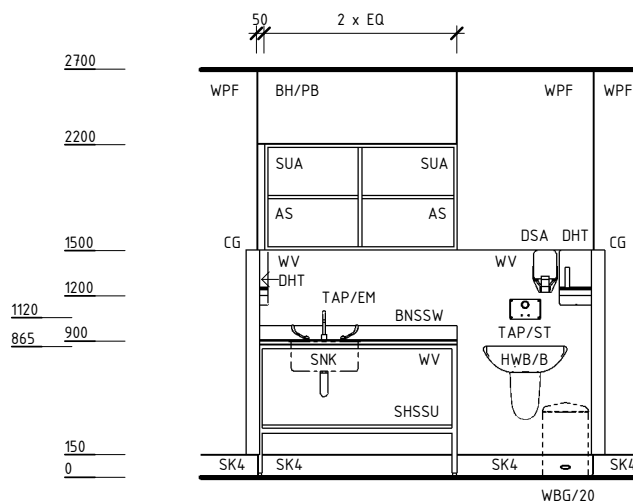
CEILING LEGEND:



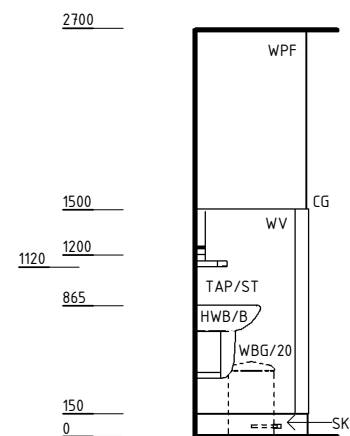
BH/PB BULKHEAD - PLASTERBOARD, PAINT FINISH
PB-PC3 PLASTERBOARD- FLUSH SET, SUSPENDED WITH PLASTERBOARD SQUARE SET CORNICE

--- GRID LINE

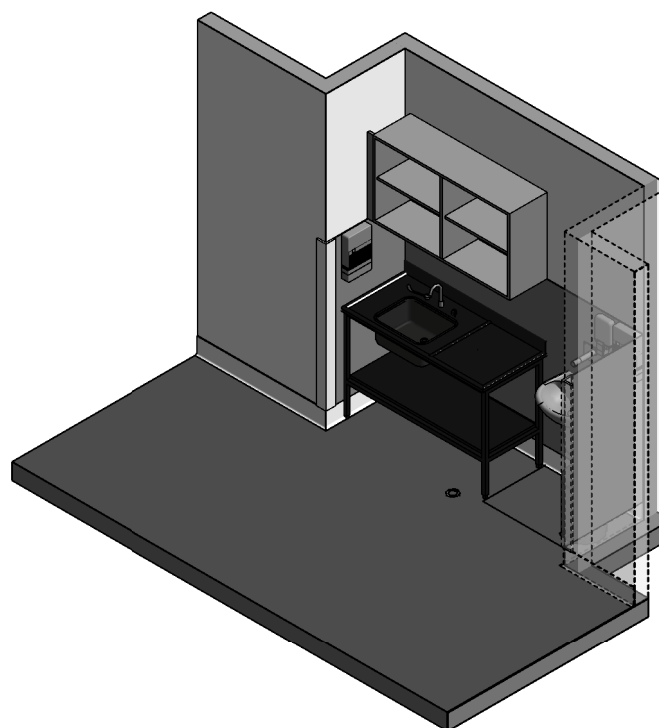
ELECTRICAL LEGEND:



ELEVATION 1



ELEVATION 2



ISOMETRIC VIEW

REV	DESCRIPTION	DATE	BY	REV	DESCRIPTION	DATE	BY	COMPATIBILITY				
1	FIRST ISSUE	24.10.10	CC	4	GENERAL REVISION	25.05.23	AM	iHFG				
2	GENERAL REVISION	30.08.11	ASD									
3	GENERAL REVISION	31.10.12	CT									
								DESIGNED	APPROVED	DATE	SCALE(S)	SHEET
								AM	SA	25.05.23	1 : 50	1 OF 1
								REVIT FILE NAME		PAPER DRAWING ID		ISSUE
								but-2-i		but-2-i-1		4