

iHFG Standard Components

Room Layout Sheet

RLS Room Code

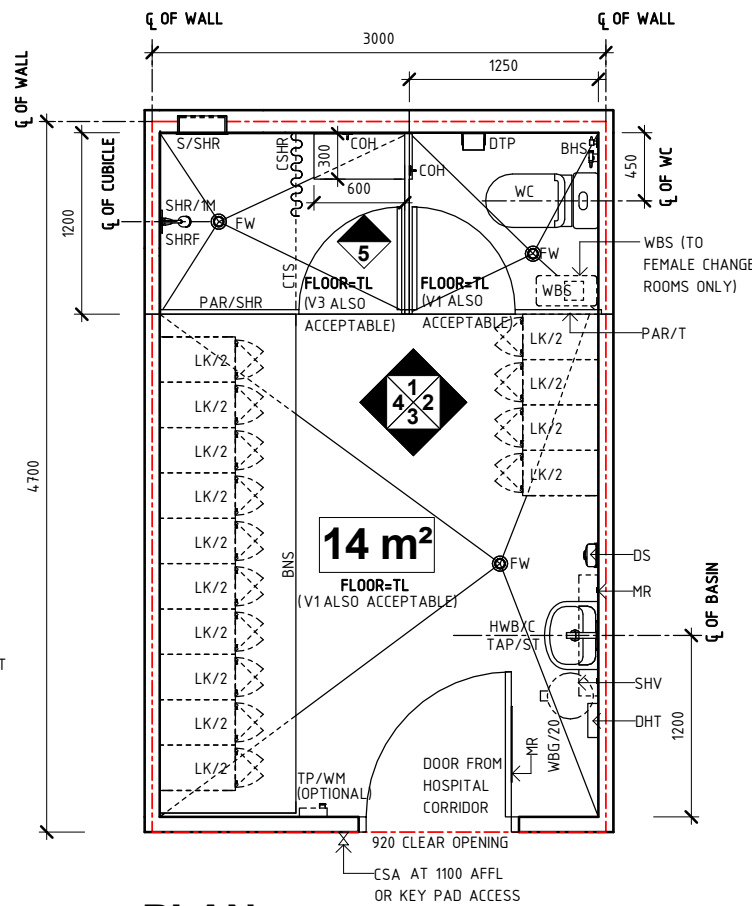
chst-14-i

RDS Room Code

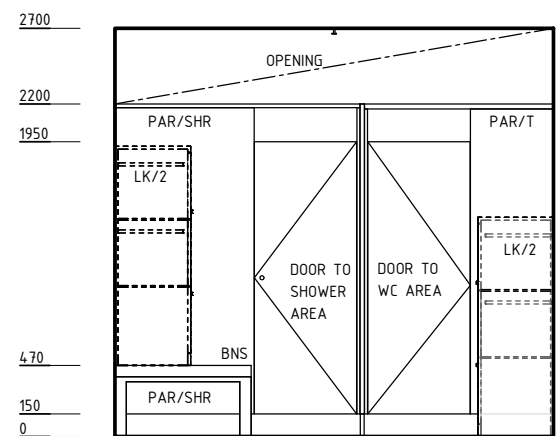
chst-14-i

Room Name **Change - Staff (Male / Female), 14 m²**

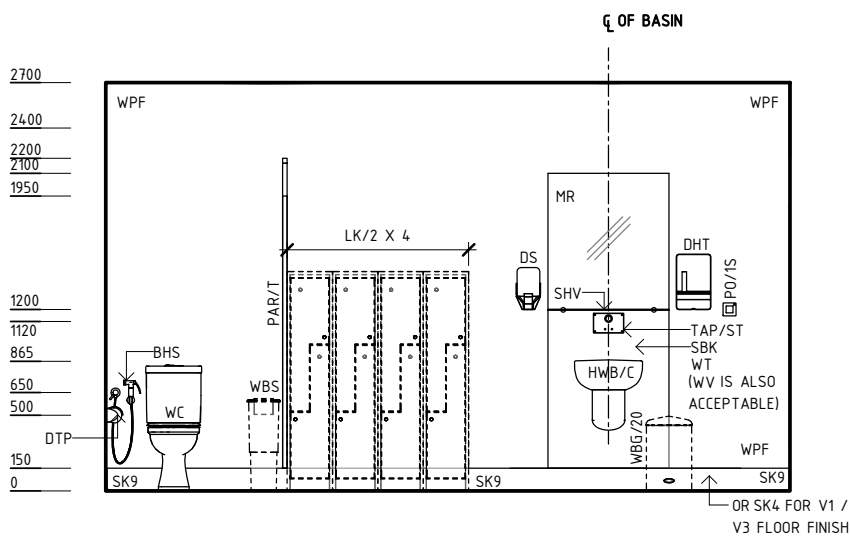
- BHS BIDET HANDSET
- BNS BENCH SEAT
- BSS BENCH SEAT, SHOWER
- C/BO CLOCK - BATTERY OPERATED
- COH COAT HOOK
- COM/1 COMMUNICATION OUTLET - SINGLE
- CSA CARD ACCESS
- CSHR CURTAIN - SHOWER
- CTS CURTAIN TRACK - SHOWER
- DHT DISPENSER - PAPER HAND TOWEL
- DS DISPENSER - SOAP
- DTP DISPENSER - TOILET PAPER
- FW FLOOR WASTE
- HWB/C HAND WASH BASIN - TYPE 'C'
- KP KICKPLATE
- LK/2 LOCKER - 2 TIER
- LS/R LIGHT SWITCH - ROOM
- MR MIRROR
- PAR/SHR PARTITIONS - SHOWER
- PAR/T PARTITIONS - TOILET
- PO/1S POWER OUTLET - SPECIAL
- S/SHR SOAP/ SHAMPOO HOLDER - RECESSED
- SBK SPLASHBACK
- SHR/1M SHOWER - SINGLE MIXER
- SHRF SHOWER - FIXED ROSE
- SHV SHELF - VANITY
- SK4 FLOOR VINYL COVERED SKIRTING
- SK9 TILE COVERED SKIRTING
- TAP/ST TAPWARE - SENSOR TAP
- TL TILE FLOORING
- TP/WM TELEPHONE - WALL MOUNTED
- V1 VINYL FLOORING, STANDARD SLIP RESISTANT
- V3 VINYL FLOORING, NON SLIP - STUDDED
- WBG/20 WASTE BIN - GENERAL, 20 LITRE
- WBS WASTE BIN - SANITARY
- WC WATER CLOSET
- WPF WALL PAINT FINISH
- WT WALL TILE
- WV WALL VINYL



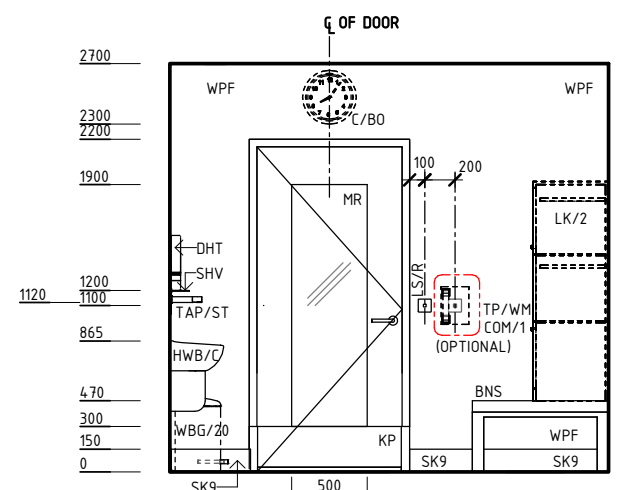
PLAN



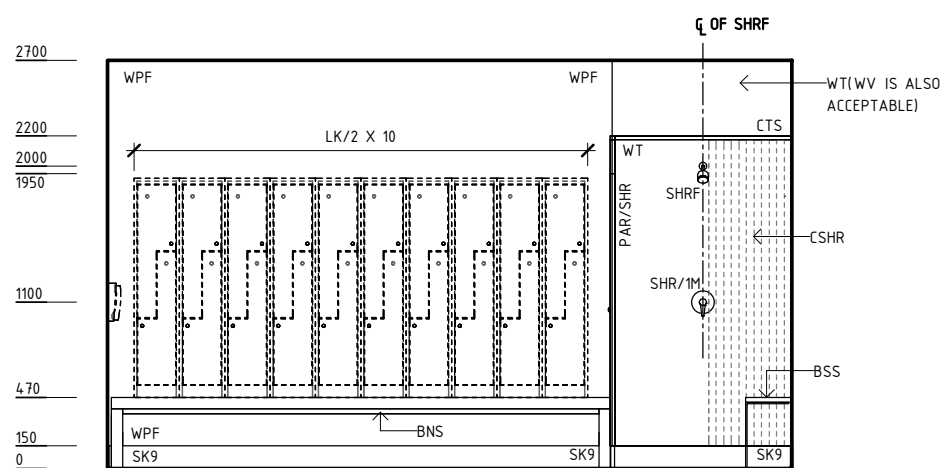
ELEVATION 1



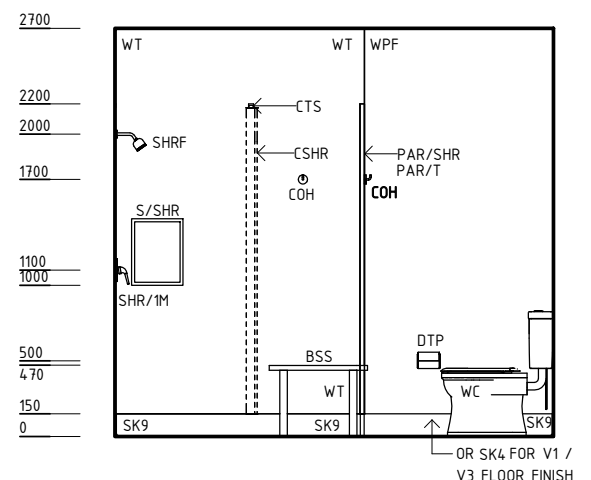
ELEVATION 2



ELEVATION 3



ELEVATION 4



ELEVATION 5

REV	DESCRIPTION	DATE	BY	REV	DESCRIPTION	DATE	BY	COMPATIBILITY
1	FIRST ISSUE	24.10.10	CC	4	GENEAL REVISION	25.05.23	SS	
2	GENERAL REVISION	30.08.11	HMC					
3	GENEAL REVISION	31.10.12	KC					

iHFG International Health Facility Guidelines

International Health Facility Guidelines at:
www.healthdesign.com.au/iHFG
 Editable version of Standard Components on
 Health Facility Briefing System (HFBS) at:
www.healthdesign.com.au ©TAHPI



DESIGNED	APPROVED	DATE	SCALE(S)	SHEET
SS	SA	25.05.23	1 : 50	1 OF 2
REVIT FILE NAME		PAPER DRAWING ID		ISSUE
chst-14-i		chst-14-i-1		4

This document is for advisory purpose only

iHFG Standard Components

Room Layout Sheet

RLS Room Code

chst-14-i

RDS Room Code

chst-14- i

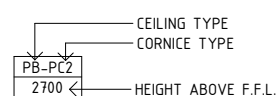
Room Name | **Change - Staff (Male/ Female), 14 m²**

GENERAL NOTES:

THIS DRAWING TO BE READ IN CONJUNCTION WITH R.D.S. (ROOM DATA SHEETS) WHICH TAKES PRECEDENCE.

ALL SERVICES INDICATED ARE INDICATIVE AND SUBJECT TO DETAILED PROJECT SPECIFIC ENGINEERING DESIGN.

CEILING LEGEND:

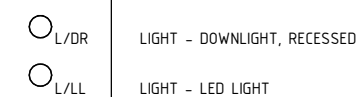


WPT-PC4 WATER RESISTANT, DROP IN TILES WITH POWDERCOAT ALUMINIUM CORNICIE, SHADOW LINE

TILE CEILING GRID (600 x 600)

GRID LINE

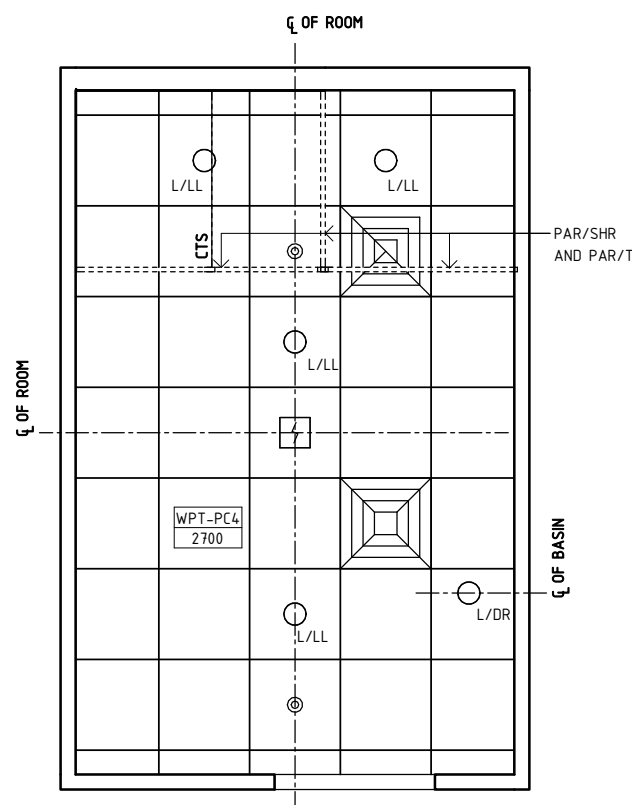
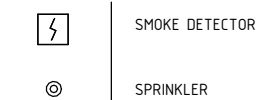
ELECTRICAL LEGEND:



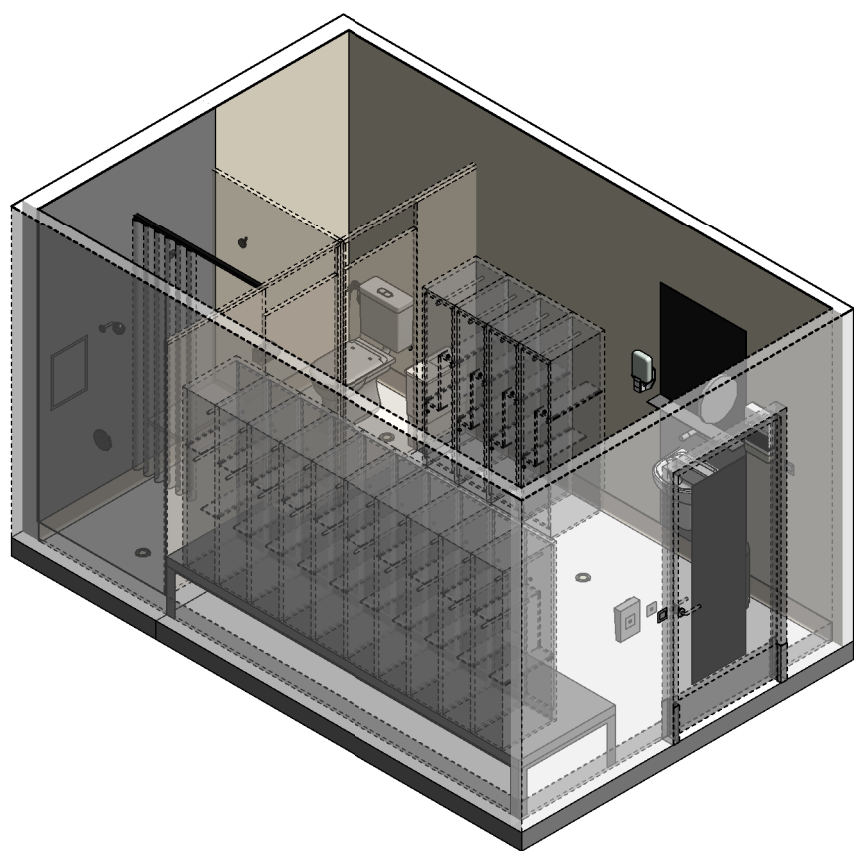
MECHANICAL LEGEND:



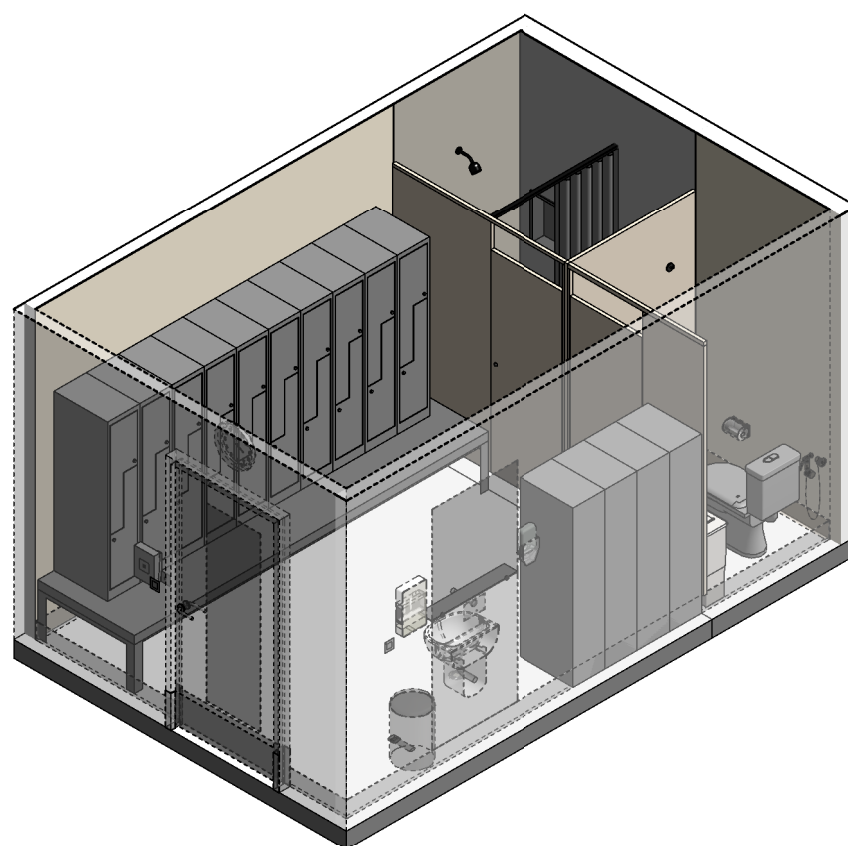
FIRE SERVICES LEGEND:



REFLECTED CEILING PLAN



ISOMETRIC VIEW 1



ISOMETRIC VIEW 2

REV	DESCRIPTION	DATE	BY	REV	DESCRIPTION	DATE	BY	COMPATIBILITY																				
1	FIRST ISSUE	24.10.10	CC	4	GENEAL REVISION	25.05.23	SS																					
2	GENERAL REVISION	30.08.11	HMC																									
3	GENEAL REVISION	31.10.12	KC																									
								<table border="1"> <thead> <tr> <th>DESIGNED</th> <th>APPROVED</th> <th>DATE</th> <th>SCALE(S)</th> <th>SHEET</th> </tr> </thead> <tbody> <tr> <td>SS</td> <td>SA</td> <td>25.05.23</td> <td>1 : 50</td> <td>2 OF 2</td> </tr> <tr> <td colspan="2">REVIT FILE NAME</td> <td colspan="2">PAPER DRAWING ID</td> <td>ISSUE</td> </tr> <tr> <td colspan="2">chst-14-i</td> <td colspan="2">chst-14-i-2</td> <td>4</td> </tr> </tbody> </table>	DESIGNED	APPROVED	DATE	SCALE(S)	SHEET	SS	SA	25.05.23	1 : 50	2 OF 2	REVIT FILE NAME		PAPER DRAWING ID		ISSUE	chst-14-i		chst-14-i-2		4
DESIGNED	APPROVED	DATE	SCALE(S)	SHEET																								
SS	SA	25.05.23	1 : 50	2 OF 2																								
REVIT FILE NAME		PAPER DRAWING ID		ISSUE																								
chst-14-i		chst-14-i-2		4																								