

iHFG Standard Components

Room Layout Sheet

Room Name | **Coffee Shop - Store, 8m2**

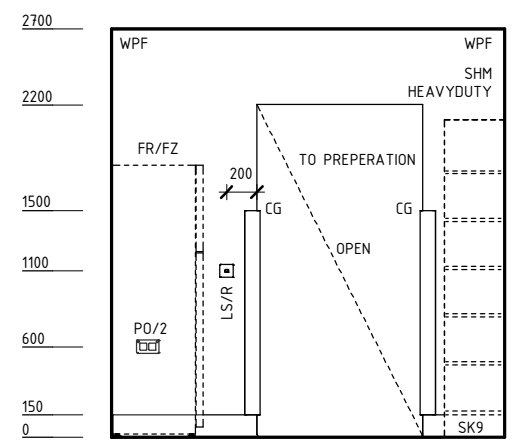
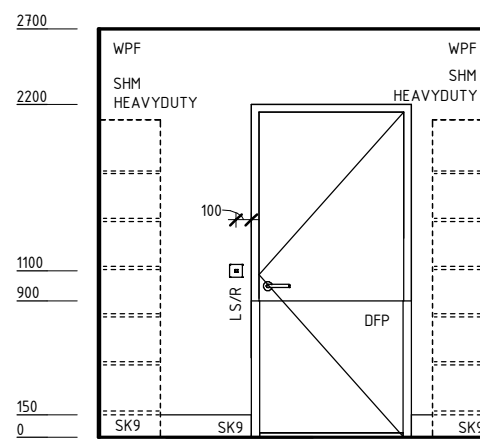
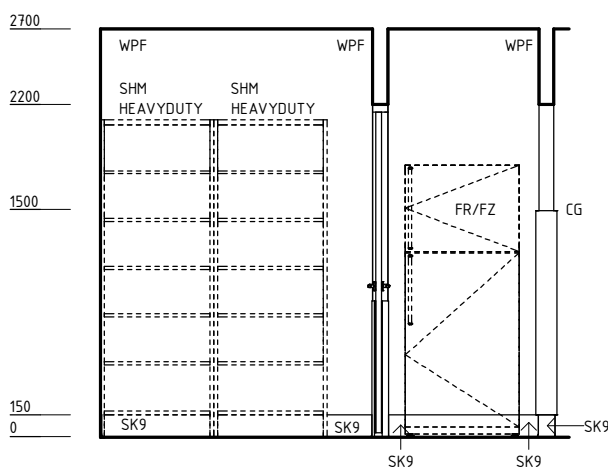
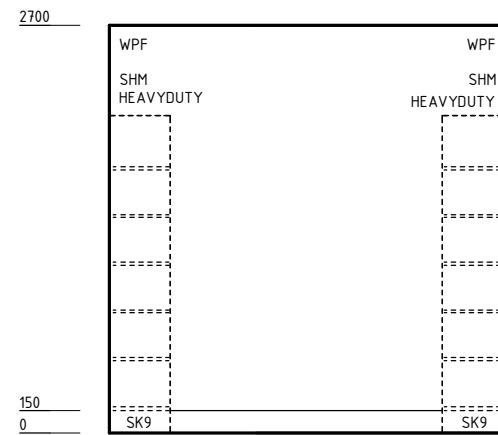
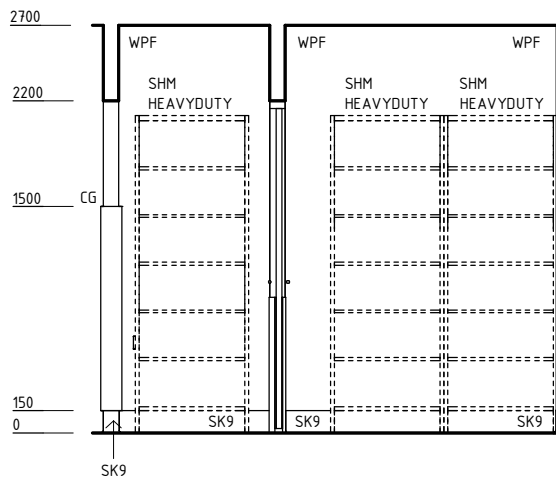
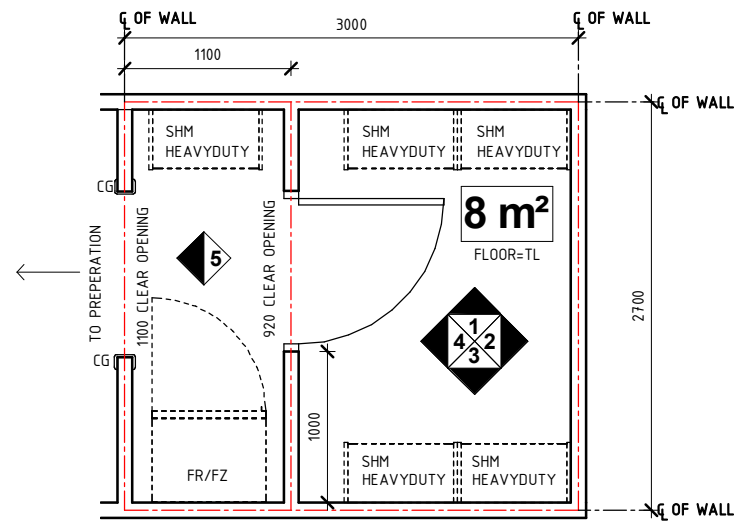
RLS Room Code

cofs-s-8-i

RDS Room Code

cofs-s-8-i

- CG CORNER GUARD
- DFP DOOR AND DOOR FRAME PROTECTION
- FR/FZ FRIDGE WITH FREEZER
- LS/R LIGHT SWITCH - ROOM
- PO/2 POWER OUTLET - DOUBLE
- SHM METAL SHELVING
- SK9 TILE COVED SKIRTING
- TL TILE FLOORING
- WPF WALL PAINT FINISH



REV	DESCRIPTION	DATE	BY	REV	DESCRIPTION	DATE	BY	COMPATIBILITY
1	FIRST ISSUE	24.10.10	LL	4	GENERAL REVISION	25.05.23	SS	
2	GENERAL REVISION	30.08.11	MT					
3	GENERAL REVISION	31.10.12	KC					



International Health Facility Guidelines at:
www.healthdesign.com.au/iHFG
 Editable version of Standard Components on
 Health Facility Briefing System (HFBS) at:
www.healthdesign.com.au ©TAHPI



DESIGNED	APPROVED	DATE	SCALE(S)	SHEET
SS	SA	25.05.23	1 : 50	1 OF 2
REVIT FILE NAME		PAPER DRAWING ID		ISSUE
cofs-s-8-i		cofs-s-8-i-1		4

iHFG Standard Components

Room Layout Sheet

RLS Room Code

cofs-s-8-i

RDS Room Code

cofs-s-8-i

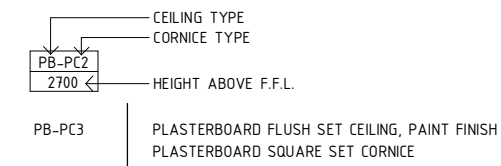
Room Name | Coffee Shop - Store, 8m2

GENERAL NOTES:

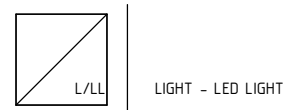
THIS DRAWING TO BE READ IN CONJUNCTION WITH R.D.S. (ROOM DATA SHEETS) WHICH TAKES PRECEDENCE.

ALL SERVICES INDICATED ARE INDICATIVE AND SUBJECT TO DETAILED PROJECT SPECIFIC ENGINEERING DESIGN.

CEILING LEGEND:



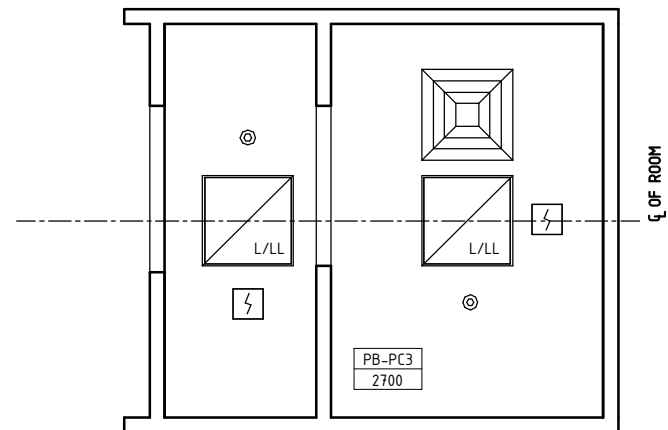
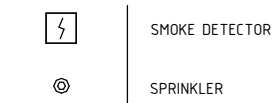
ELECTRICAL LEGEND:



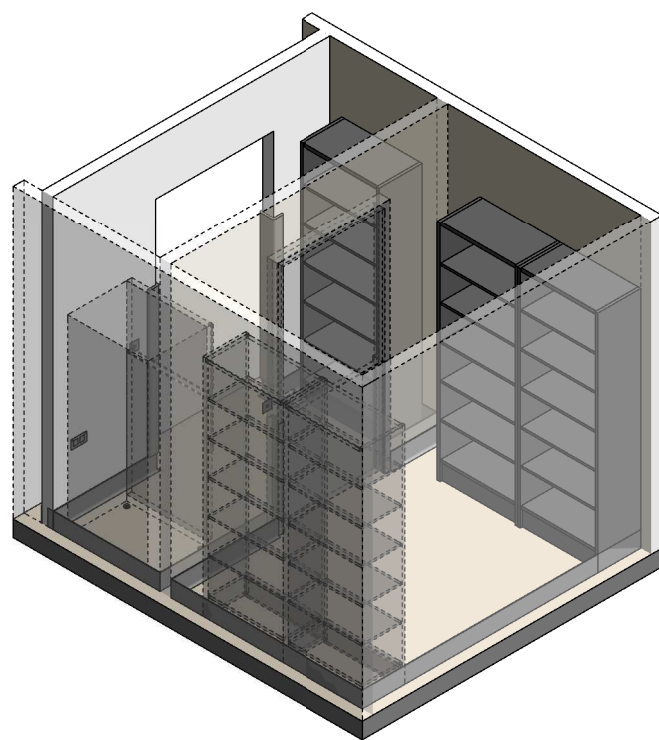
MECHANICAL LEGEND:



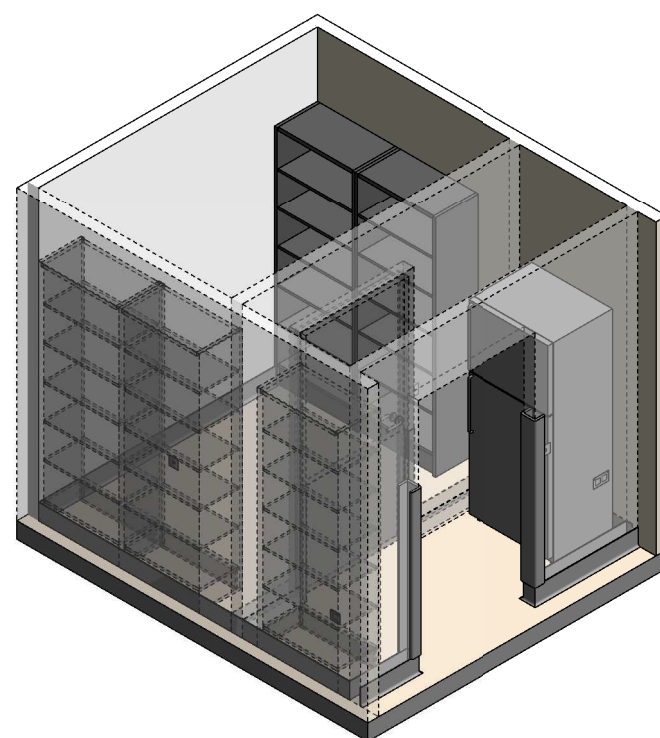
FIRE SERVICES LEGEND:



REFLECTED CEILING PLAN



ISOMETRIC VIEW 01



ISOMETRIC VIEW 02

REV	DESCRIPTION	DATE	BY	REV	DESCRIPTION	DATE	BY	COMPATIBILITY
1	FIRST ISSUE	24.10.10	LL	4	GENERAL REVISION	25.05.23	SS	
2	GENERAL REVISION	30.08.11	MT					
3	GENERAL REVISION	31.10.12	KC					

DESIGNED	APPROVED	DATE	SCALE(S)	SHEET
SS	SA	25.05.23	1 : 50	2 OF 2
REVIT FILE NAME		PAPER DRAWING ID		ISSUE
cofs-s-8-i		cofs-s-8-i-2		4