

iHFG Standard Components

Room Layout Sheet

Room Name **Communications Room, 12m2**

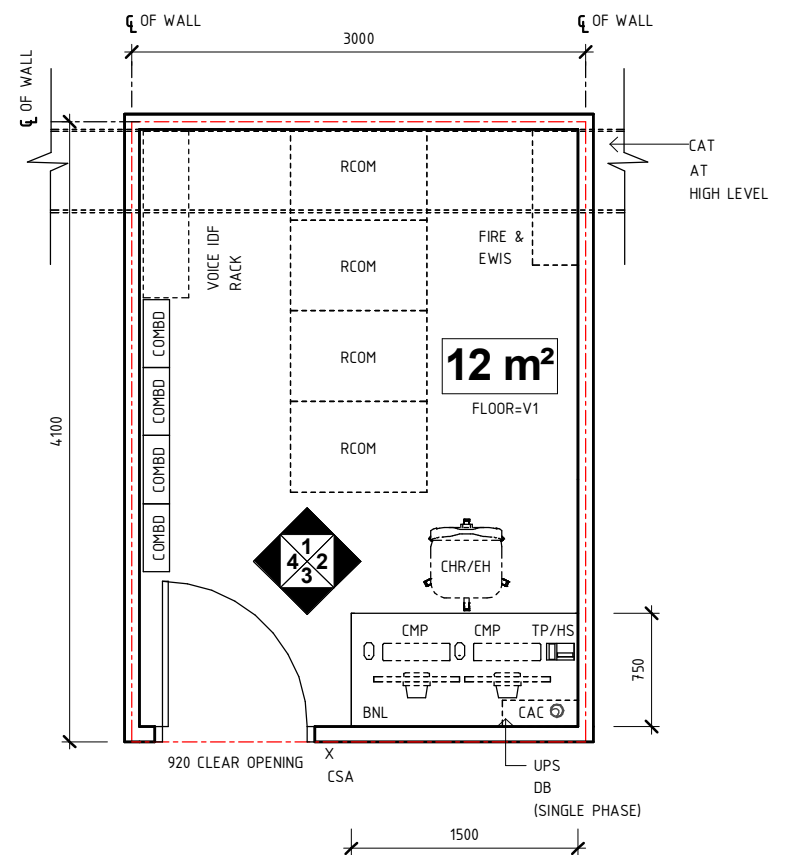
RLS Room Code

comm-ict-i

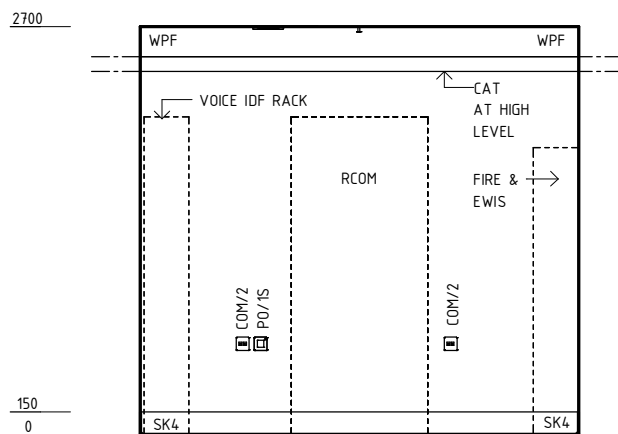
RDS Room Code

comm-ict-i

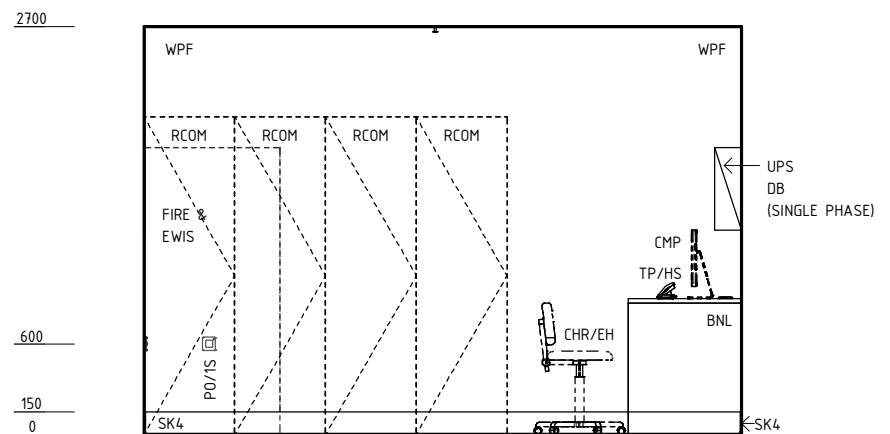
- BNL BENCH - LAMINATE
- CAC CABLE ACCESS CAP
- CAT CABLE TRAY
- CHR/EH CHAIR - ERGONOMIC, HIGH
- CMP COMPUTER
- COM/2 COMMUNICATION OUTLET - DOUBLE
- COMBD COMMUNICATION BOARD
- CSA CARD ACCESS
- DB DISTRIBUTION BOARD
- KP KICKPLATE
- LS/R LIGHT SWITCH - ROOM
- PO/1S POWER OUTLET - SPECIAL
- PO/1U UNINTERRUPTED POWER SUPPLY - SINGLE
- PO/2 POWER OUTLET - DOUBLE
- RCOM RACK - COMMUNICATION
- SK4 FLOOR VINYL COVERED SKIRTING
- TP/HS TELEPHONE - HANDSET, STANDARD
- V1 VINYL FLOORING, STANDARD SLIP RESISTANT
- WPF WALL PAINT FINISH



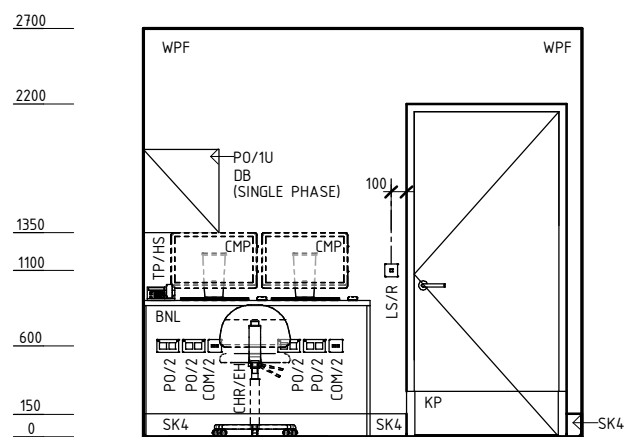
PLAN



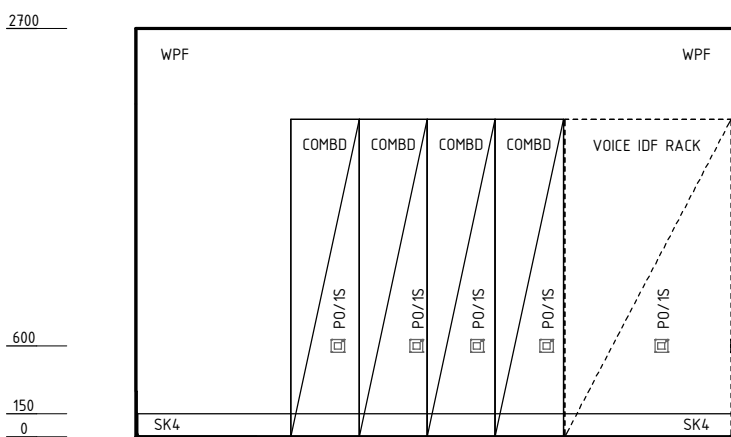
ELEVATION 1



ELEVATION 2



ELEVATION 3



ELEVATION 4

REV	DESCRIPTION	DATE	BY	REV	DESCRIPTION	DATE	BY	COMPATIBILITY
1	FIRST ISSUE	27.01.23	AM					iHFG



International Health Facility Guidelines at:
www.healthdesign.com.au/iHFG
 Editable version of Standard Components on
 Health Facility Briefing System (HFBS) at:
www.healthdesign.com.au/TAHPI



DESIGNED	APPROVED	DATE	SCALE(S)	SHEET
AM	SA	27.01.23	1 : 50	1 OF 2
REVIT FILE NAME		PAPER DRAWING ID		ISSUE
comm-ict-i		comm-ict-i-1		1

iHFG Standard Components

Room Layout Sheet

RLS Room Code

comm-ict-i

RDS Room Code

comm-ict-i

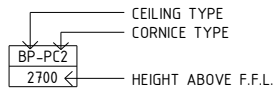
Room Name | **Communications Room, 12m2**

GENERAL NOTES:

THIS DRAWING TO BE READ IN CONJUNCTION WITH R.D.S. (ROOM DATA SHEETS) WHICH TAKES PRECEDENCE.

ALL SERVICES INDICATED ARE INDICATIVE AND SUBJECT TO DETAILED PROJECT SPECIFIC ENGINEERING DESIGN.

CEILING LEGEND:

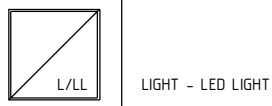


ACT-PC5 | ACOUSTIC CEILING TILES WITH POWDERCOAT ALUMINIUM CORNICE, FLUSHED AGAINST WALL

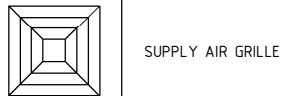
TILE CEILING GRID (600 x 600)

GRID LINE

ELECTRICAL LEGEND:



MECHANICAL LEGEND:

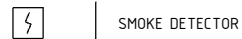


SUPPLY AIR GRILLE



RETURN AIR GRILLE

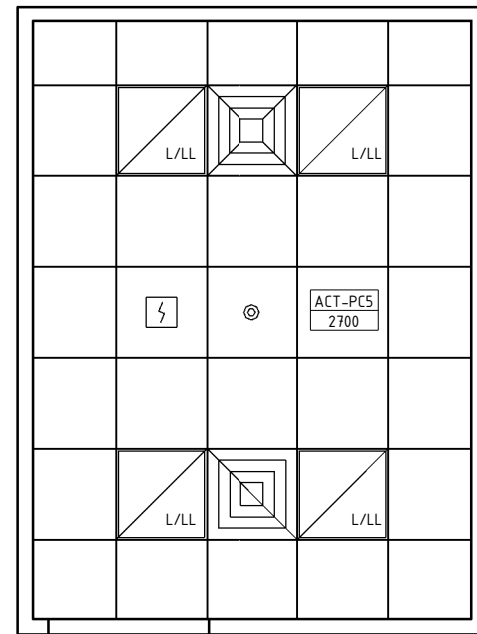
FIRE SERVICES LEGEND:



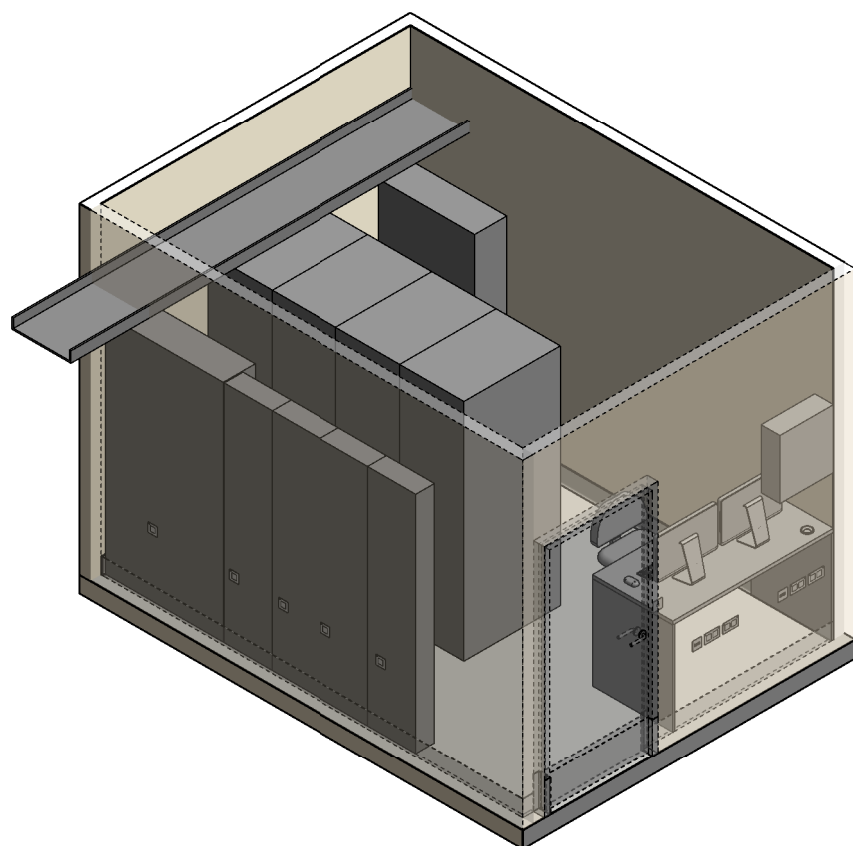
SMOKE DETECTOR



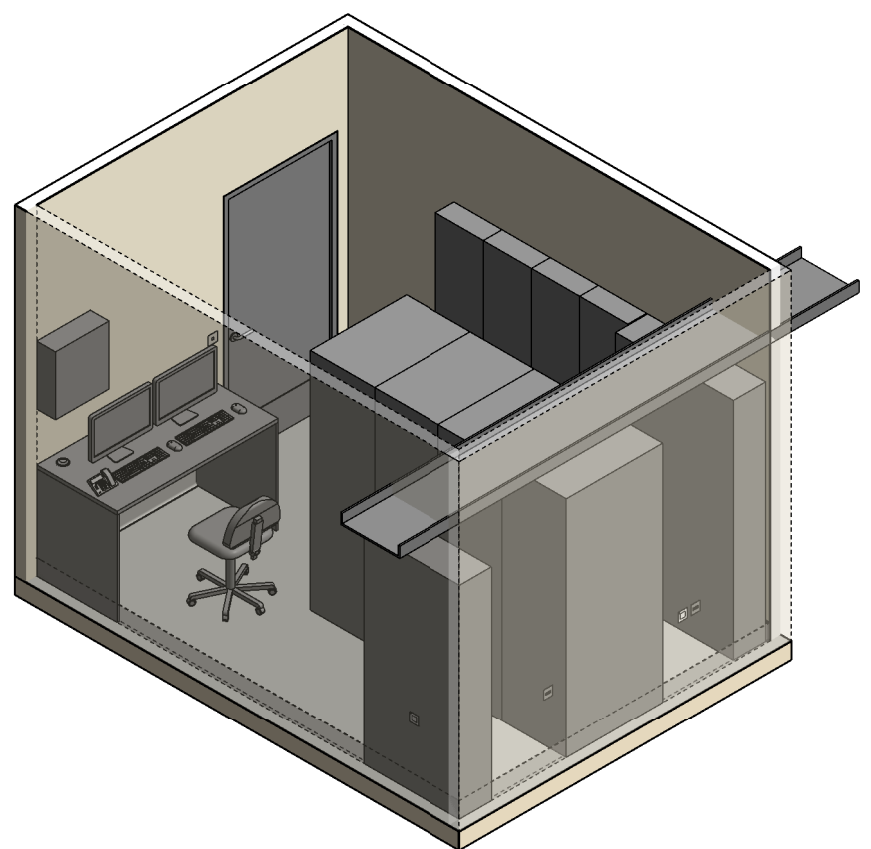
CLEAN AGENT GAS FIRE SUPPRESSION



REFLECTED CEILING PLAN



ISOMETRIC VIEW



ISOMETRIC VIEW 02

REV	DESCRIPTION	DATE	BY	REV	DESCRIPTION	DATE	BY	COMPATIBILITY																				
1	FIRST ISSUE	27.01.23	AM					iHFG																				
								<table border="1"> <thead> <tr> <th>DESIGNED</th> <th>APPROVED</th> <th>DATE</th> <th>SCALE(S)</th> <th>SHEET</th> </tr> </thead> <tbody> <tr> <td>AM</td> <td>SA</td> <td>27.01.23</td> <td>1 : 50</td> <td>2 OF 2</td> </tr> <tr> <td colspan="2">REVIT FILE NAME</td> <td colspan="2">PAPER DRAWING ID</td> <td>ISSUE</td> </tr> <tr> <td colspan="2">comm-ict-i</td> <td colspan="2">comm-ict-i-2</td> <td>1</td> </tr> </tbody> </table>	DESIGNED	APPROVED	DATE	SCALE(S)	SHEET	AM	SA	27.01.23	1 : 50	2 OF 2	REVIT FILE NAME		PAPER DRAWING ID		ISSUE	comm-ict-i		comm-ict-i-2		1
DESIGNED	APPROVED	DATE	SCALE(S)	SHEET																								
AM	SA	27.01.23	1 : 50	2 OF 2																								
REVIT FILE NAME		PAPER DRAWING ID		ISSUE																								
comm-ict-i		comm-ict-i-2		1																								