

iHFG Standard Components

Room Layout Sheet

RLS Room Code

corr-pa-i

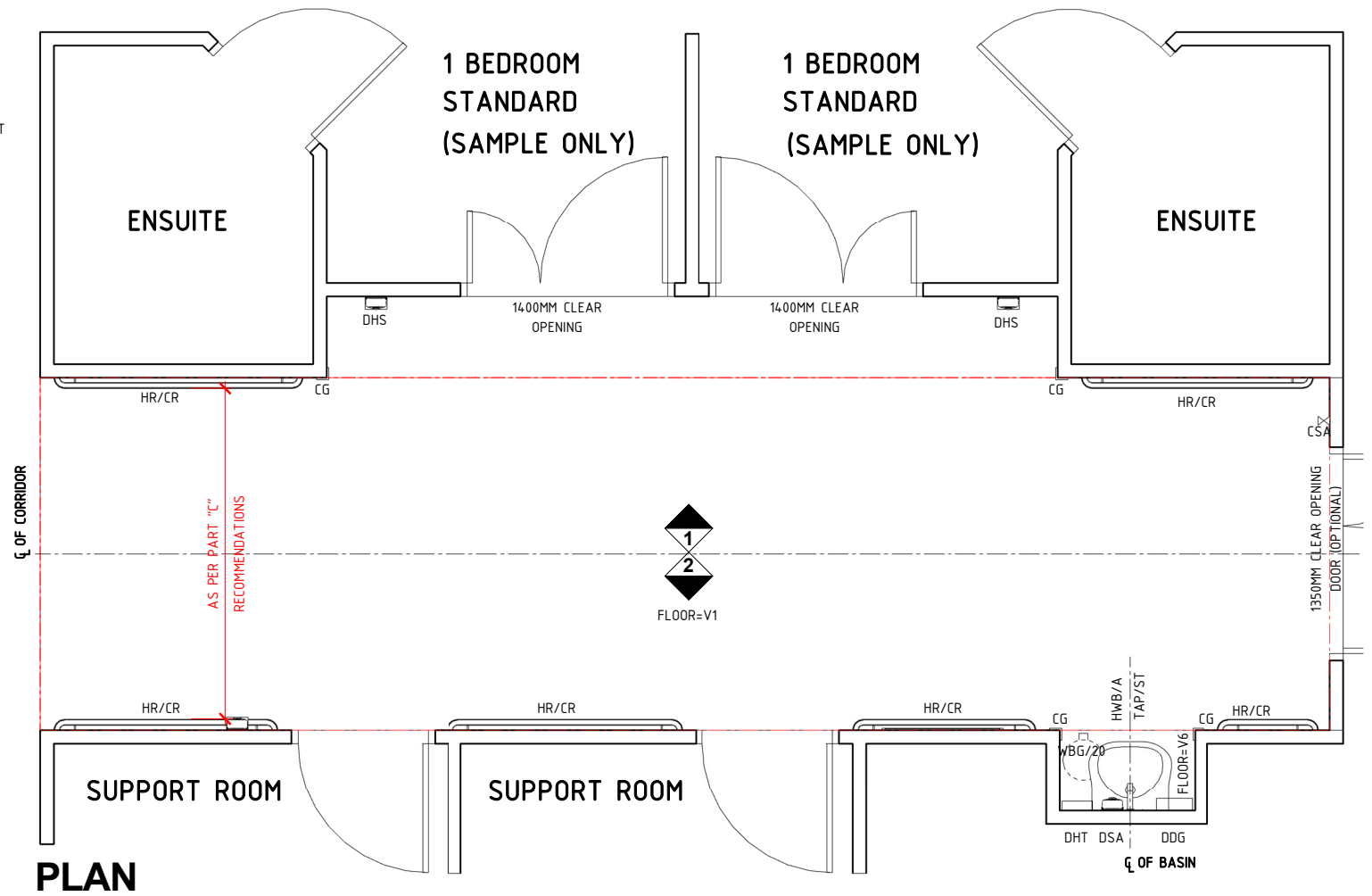
Room Name

Corridor - Patient Areas

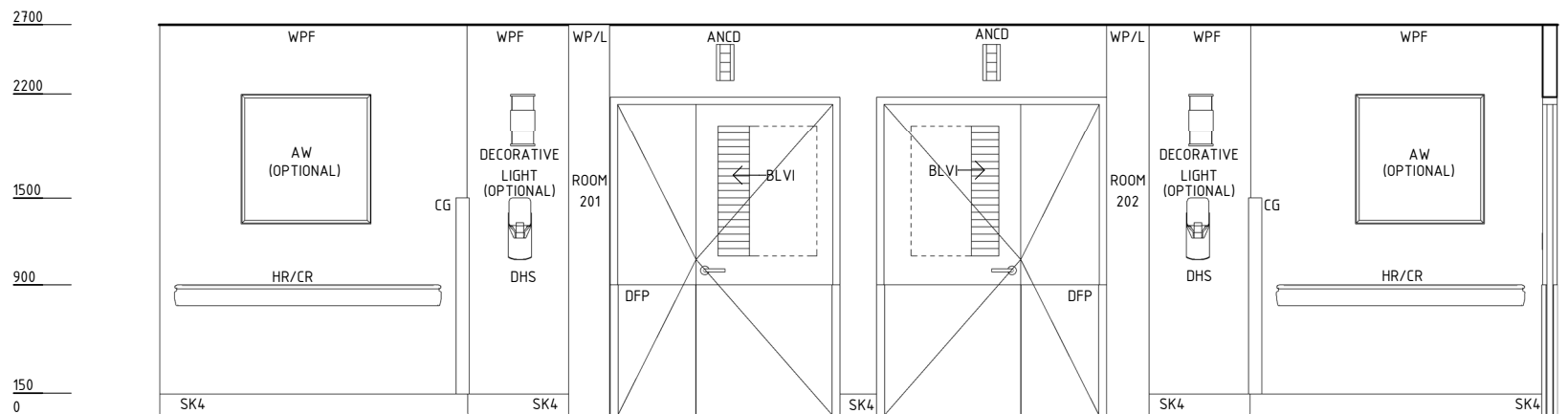
RDS Room Code

corr-pa-i

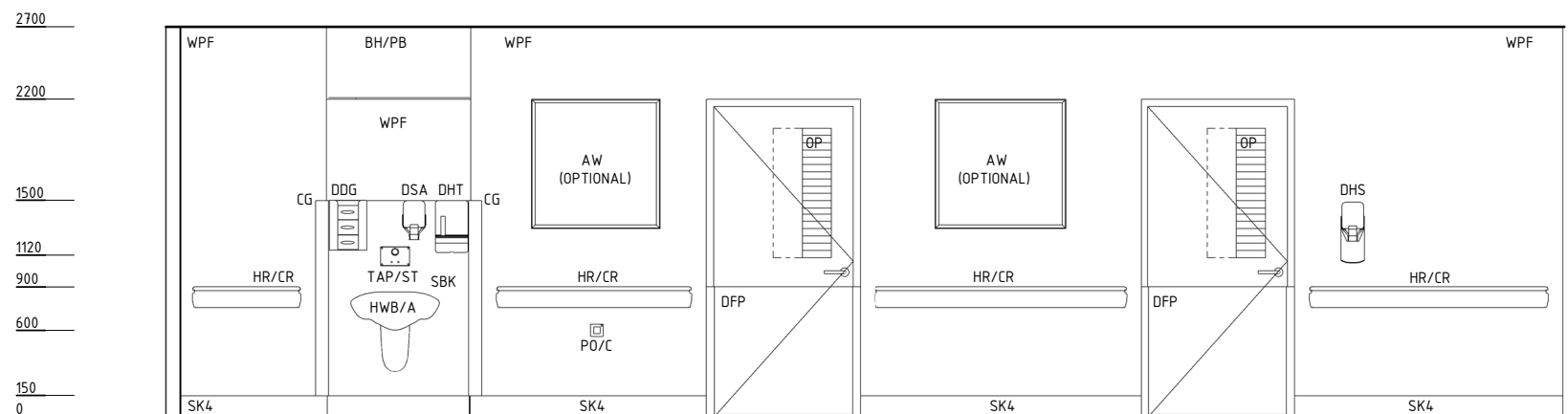
ANCD	ANNUNCIATOR - CORRIDOR DISPLAY
AW	ARTWORK
BH/PB	BULKHEAD - PLASTERBOARD, PAINT FINISH
BLVI	BLIND - VENETIAN, INTEGRAL
CG	CORNER GUARD
CSA	CARD ACCESS
DDG	DISPENSER - DISPOSABLE GLOVES
DFP	DOOR AND DOOR FRAME PROTECTION
DHS	DISPENSER - HAND SANITISER
DHT	DISPENSER - PAPER HAND TOWEL
DSA	DISPENSER - SOAP, ANTISEPTIC
HR/CR	HANDRAIL/ CRASH RAIL
HWB/A	HAND WASH BASIN - TYPE 'A'
OP	OBSERVATION PANEL
PO/C	POWER OUTLET - CLEANER'S
SBK	SPLASHBACK
SK4	FLOOR VINYL COVED SKIRTING
TAP/ST	TAPWARE - SENSOR TAP
V1	VINYL FLOORING, STANDARD SLIP RESISTANT
V6	VINYL FLOORING, NON SLIP - TEXTURED
WBG/20	WASTE BIN - GENERAL, 20 LITRE
WP/L	WALL PANEL, LAMINATE
WPF	WALL PAINT FINISH



PLAN



ELEVATION 1



ELEVATION 2

REV	DESCRIPTION	DATE	BY	REV	DESCRIPTION	DATE	BY	COMPATIBILITY
1	FIRST ISSUE	17.02.24	AP					iHFG

iHFG Standard Components

Room Layout Sheet

RLS Room Code

corr-pa-i

RDS Room Code

corr-pa-i

Room Name





Corridor - Patient Areas

GENERAL NOTES:




THIS DRAWING TO BE READ IN CONJUNCTION WITH R.D.S. (ROOM DATA SHEETS) WHICH TAKES PRECEDENCE.

ALL SERVICES INDICATED ARE INDICATIVE AND SUBJECTED TO DETAILED PROJECT SPECIFIC ENGINEERING DESIGN.

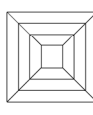
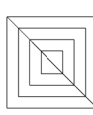
CEILING LEGEND:

-  CEILING TYPE
CORNICHE TYPE
-  HEIGHT ABOVE F.F.L.
- ACT-PC5 ACOUSTIC CEILING TILES
- BH/PB PLASTERBOARD BULKHEAD, PAINT FINISH
- PB-PC5 PLASTERBOARD FLUSH SET CEILING, PAINT FINISH
-  TILE CEILING (600 x 600)
-  GRID LINE



ELECTRICAL LEGEND:

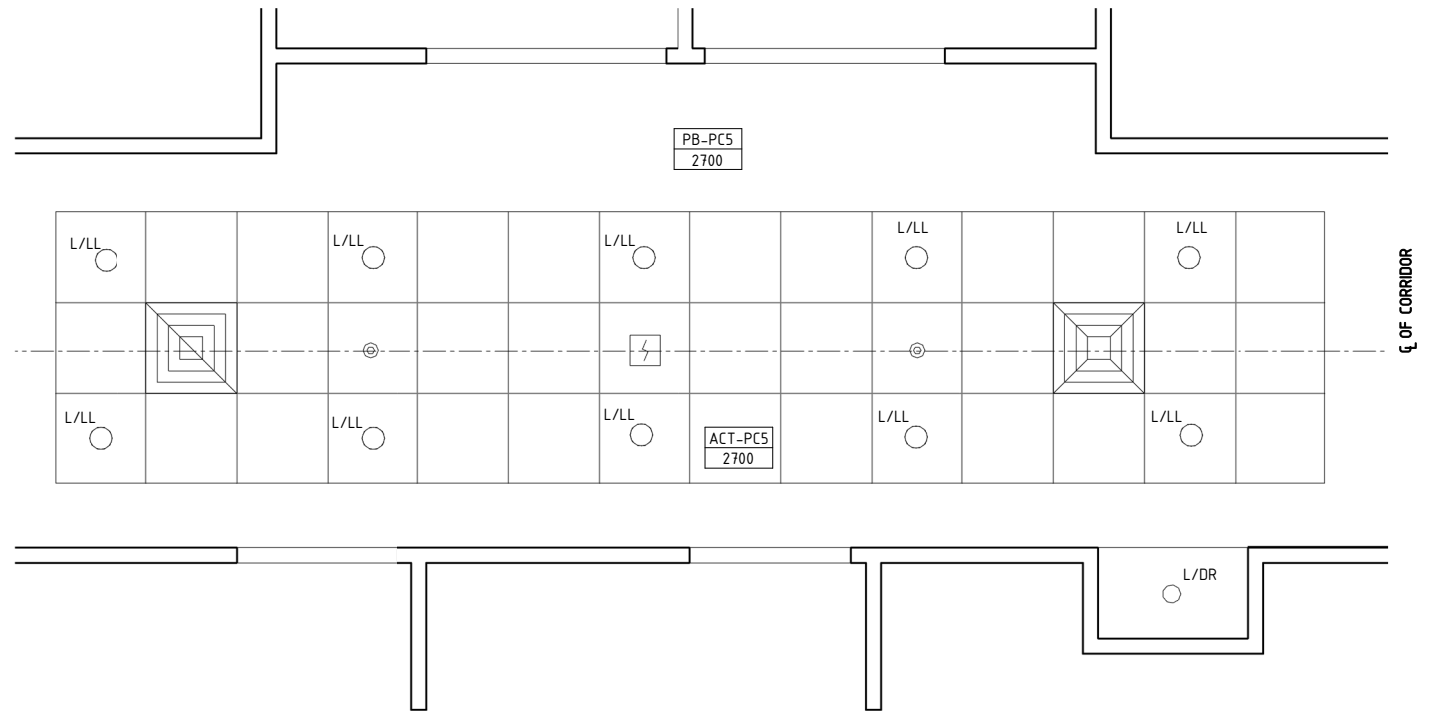
-  LIGHT - DOWNLIGHT, RECESSED
-  LIGHT - LED LIGHT
-  Wall Washers Lighting Fixture

MECHANICAL LEGEND:

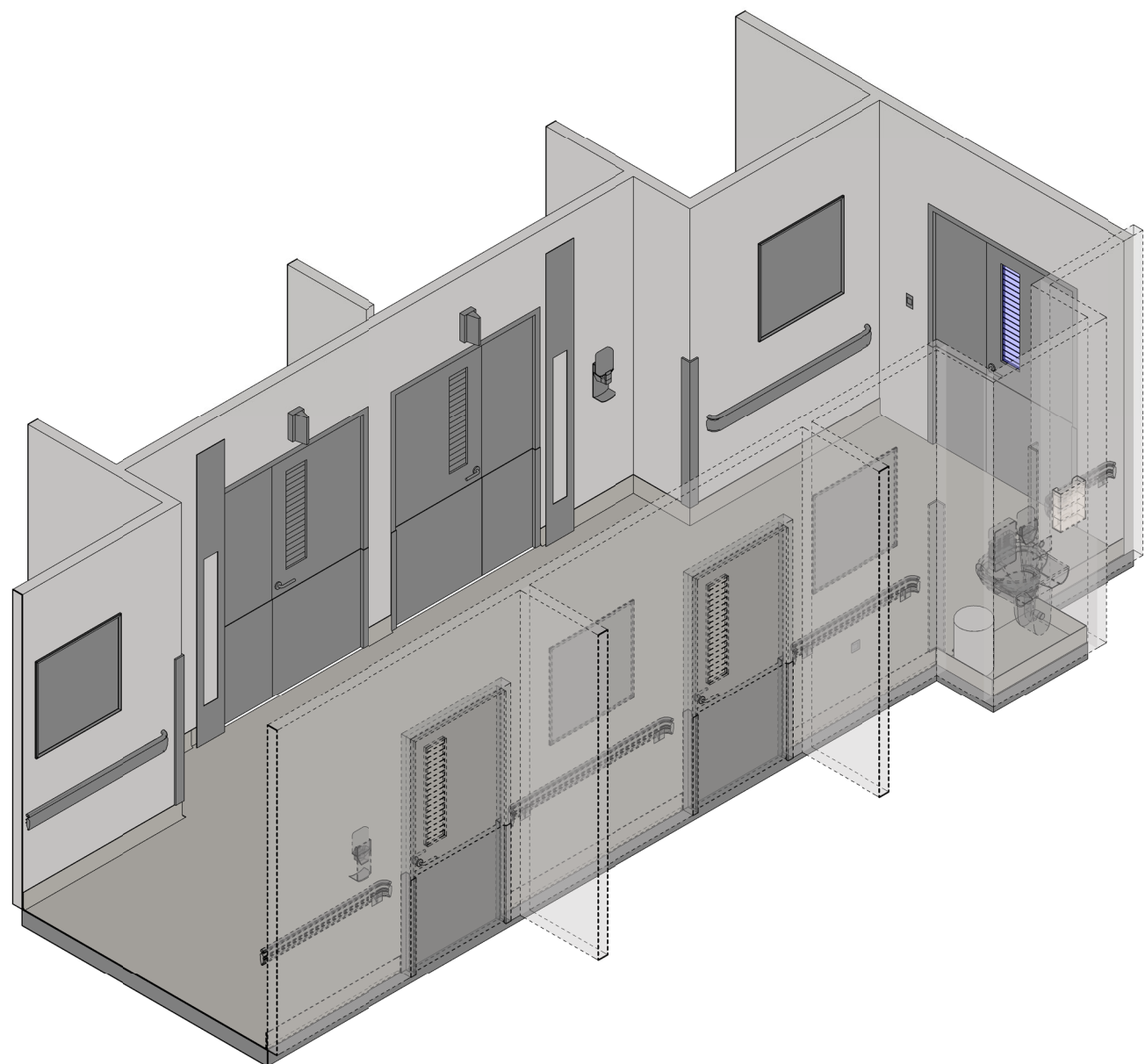
-  SUPPLY AIR GRILLE
-  RETURN AIR GRILLE

FIRE SERVICES LEGEND:

-  SMOKE DETECTOR
-  SPRINKLER



REFLECTED CEILING PLAN



ISOMETRIC VIEW

REV	DESCRIPTION	DATE	BY	REV	DESCRIPTION	DATE	BY	COMPATIBILITY																				
1	FIRST ISSUE	17.02.24	AP					iHFG																				
								<table border="1"> <tr> <th>DESIGNED</th> <th>APPROVED</th> <th>DATE</th> <th>SCALE(S)</th> <th>SHEET</th> </tr> <tr> <td>AP</td> <td>SA</td> <td>17.01.24</td> <td>1 : 50</td> <td>2 OF 2</td> </tr> <tr> <td colspan="2">REVIT FILE NAME</td> <td colspan="2">PAPER DRAWING ID</td> <td>ISSUE</td> </tr> <tr> <td colspan="2">corr-pa-i</td> <td colspan="2">corr-pa-i-2</td> <td>1</td> </tr> </table>	DESIGNED	APPROVED	DATE	SCALE(S)	SHEET	AP	SA	17.01.24	1 : 50	2 OF 2	REVIT FILE NAME		PAPER DRAWING ID		ISSUE	corr-pa-i		corr-pa-i-2		1
DESIGNED	APPROVED	DATE	SCALE(S)	SHEET																								
AP	SA	17.01.24	1 : 50	2 OF 2																								
REVIT FILE NAME		PAPER DRAWING ID		ISSUE																								
corr-pa-i		corr-pa-i-2		1																								