

iHFG Standard Components

Room Layout Sheet

RLS Room Code

ctpr-i

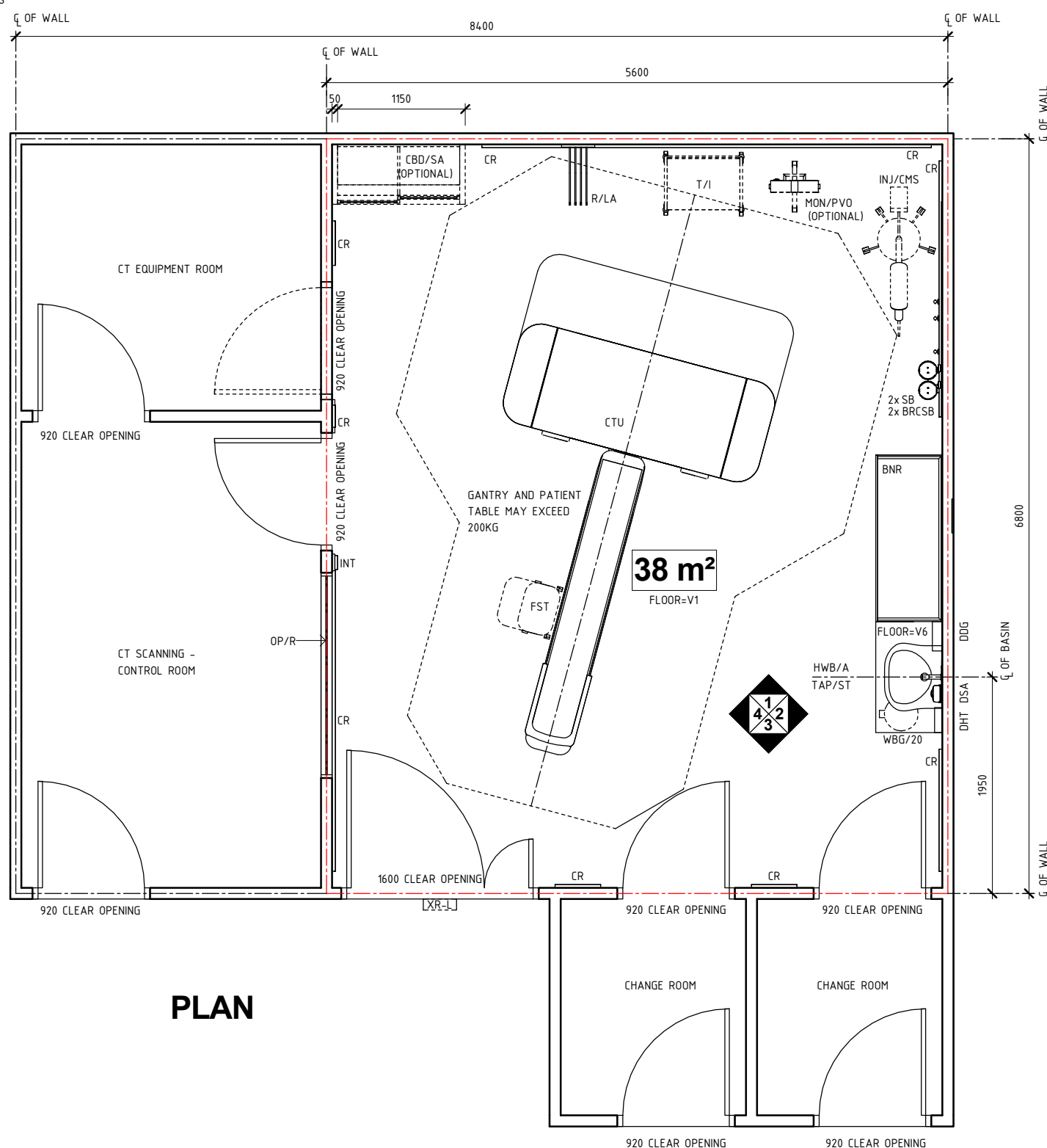
RDS Room Code

ctpr-i

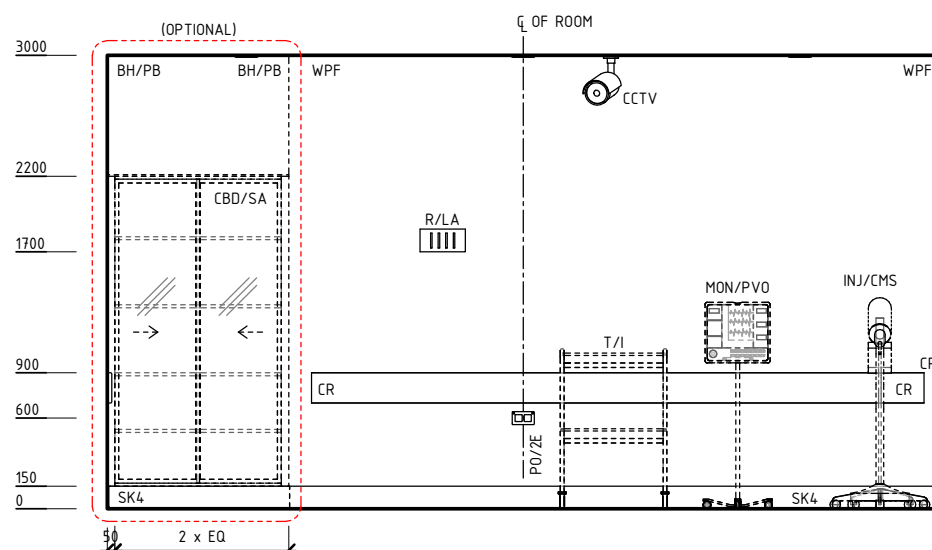
Room Name **CT Scanning - Procedure Room**

- BH/PB BULKHEAD - PLASTERBOARD, PAINT FINISH
- BNR BENCH - RESINATE
- BRCBS BRACKET - SUCTION BOTTLE
- CBD/SA CUPBOARD - SLIDING DOOR, ADJUSTABLE SHELVES
- CCTV CAMERA - CLOSED CIRCUIT TELEVISION
- CR CRASH RAIL
- CTU CT SCANNING UNIT
- DDG DISPENSER - DISPOSABLE GLOVES
- DHT DISPENSER - PAPER HAND TOWEL
- DSA DISPENSER - SOAP, ANTISEPTIC
- FST FOOTSTOOL
- HWB/A HAND WASH BASIN - TYPE 'A'
- INJ/CMS INJECTOR - CONTRAST MEDIA, SINGLE
- INT INTERCOM
- MON/PVO MONITOR - PHYSIOLOGIC, VITAL SIGNS, ON STAND
- OP/R OBSERVATION PANEL - RADIATION SHIELDING
- PO/ZE POWER OUTLET - EMERGENCY, DOUBLE
- R/LA RACK - LEAD APRON
- SB SUCTION BOTTLE
- SK4 FLOOR VINYL COVERED SKIRTING
- T/I TROLLEY - INSTRUMENT
- TAP/ST TAPWARE - SENSOR TAP
- V1 VINYL FLOORING, STANDARD SLIP RESISTANT
- V6 VINYL FLOORING, NON SLIP - TEXTURED
- WBG/20 WASTE BIN - GENERAL, 20 LITRE
- WPF WALL PAINT FINISH
- XR-L X-RAY IN USE' LIGHT

NOTE:
RADIATION SHIELDING REQUIREMENTS TO BE PROVIDED BY A QUALIFIED RADIATION SHIELDING CONSULTANT



PLAN



ELEVATION 1

REV	DESCRIPTION	DATE	BY	REV	DESCRIPTION	DATE	BY	COMPATIBILITY
1	FIRST ISSUE	09.08.13	CT					
2	GENERAL REVISION	30.09.22	AK					



International Health Facility Guidelines at:
www.healthdesign.com.au/iHFG
Editable version of Standard Components on
Health Facility Briefing System (HFBS) at:
www.healthdesign.com.au/TAHPI



DESIGNED	APPROVED	DATE	SCALE(S)	SHEET
AK	RH	30.09.22	1 : 50	1 OF 4
REVIT FILE NAME		PAPER DRAWING ID		ISSUE
ctpr-i		ctpr-i-1		2

iHFG Standard Components

Room Layout Sheet

RLS Room Code

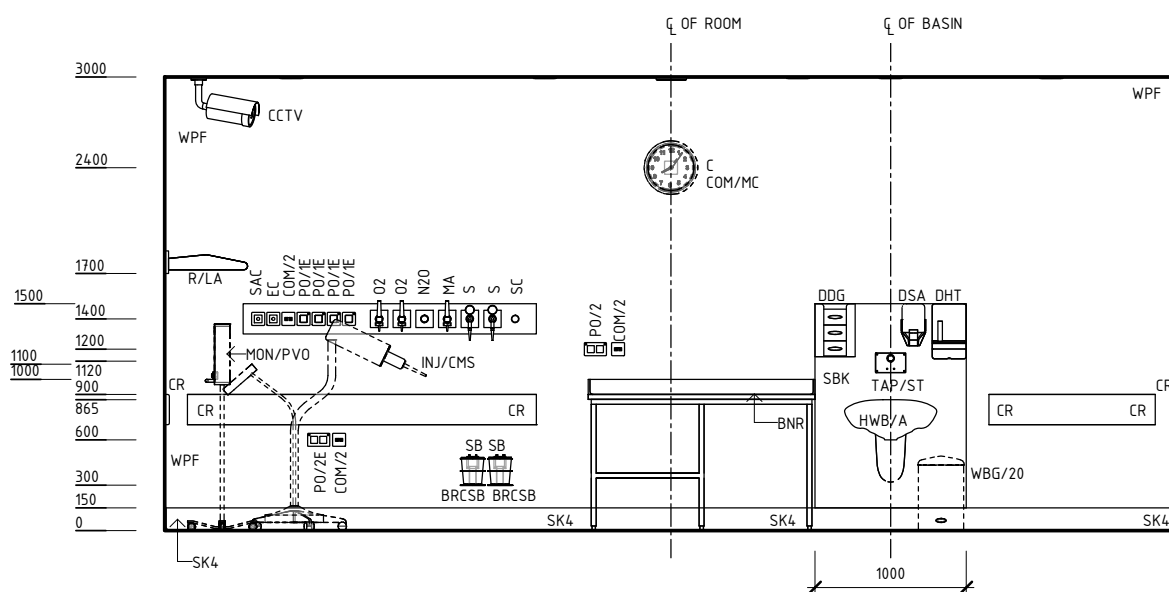
ctpr-i

RDS Room Code

ctpr-i

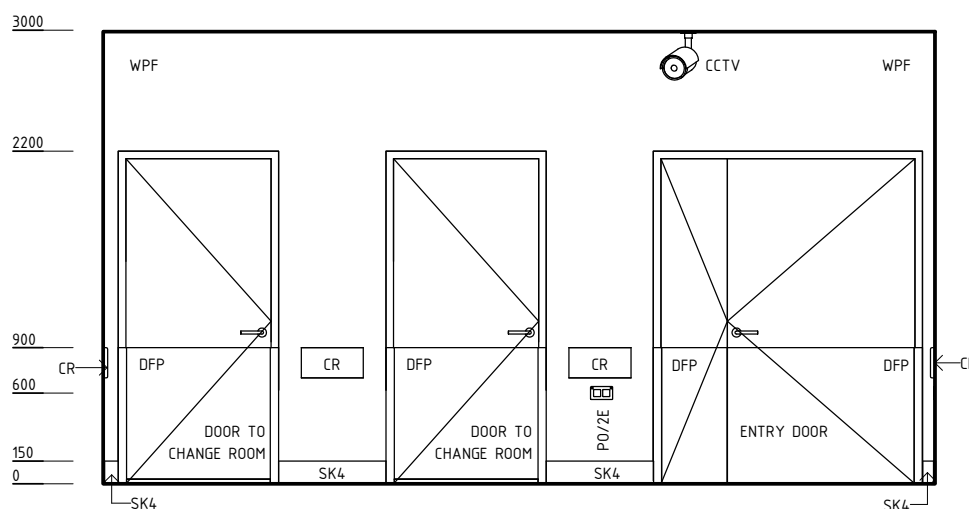
Room Name **CT Scanning - Procedure Room**

AS	ADJUSTABLE SHELF
BNR	BENCH - RESINATE
BRC/SB	BRACKET - SUCTION BOTTLE
C	CLOCK
CBD/SA	CUPBOARD - SLIDING DOOR, ADJUSTABLE SHELVES
CCTV	CAMERA, CLOSED CIRCUIT TELEVISION
COM/2	COMMUNICATION OUTLET - DOUBLE
COM/MC	COMMUNICATION OUTLET - MASTER CLOCK
CR	CRASH RAIL
DDG	DISPENSER - DISPOSABLE GLOVES
DFP	DOOR AND DOOR FRAME PROTECTION
DHT	DISPENSER - PAPER HAND TOWEL
DSA	DISPENSER - SOAP, ANTISEPTIC
EC	EMERGENCY CALL
HWB/A	HAND WASH BASIN - TYPE 'A'
INJ/CMS	INJECTOR - CONTRAST MEDIA, SINGLE
INT	INTERCOM
LS/DD	LIGHT SWITCH - DOWNLIGHT DIMMER
MA	MEDICAL AIR
MON/PVO	MONITOR - PHYSIOLOGIC, VITAL SIGNS, ON STAND
N2O	NITROUS OXIDE
O2	OXYGEN
OP/R	OBSERVATION PANEL - RADIATION SHIELDING
OPS/R	OBSERVATION PANEL WITH SLIDING PANEL - RADIATION SHIELDING
PO/1E	POWER OUTLET - EMERGENCY, SINGLE
PO/2	POWER OUTLET - DOUBLE
PO/2E	POWER OUTLET - EMERGENCY, DOUBLE
PO/C	POWER OUTLET - CLEANER'S
R/LA	RACK - LEAD APRON
S	SUCTION
SAC	STAFF ASSIST CALL
SB	SUCTION BOTTLE
SBK	SPLASHBACK
SC	SCAVENGE OUTLET
SK4	FLOOR VINYL COVERED SKIRTING
TAP/ST	TAPWARE - SENSOR TAP
WBG/20	WASTE BIN - GENERAL, 20 LITRE
WPF	WALL PAINT FINISH

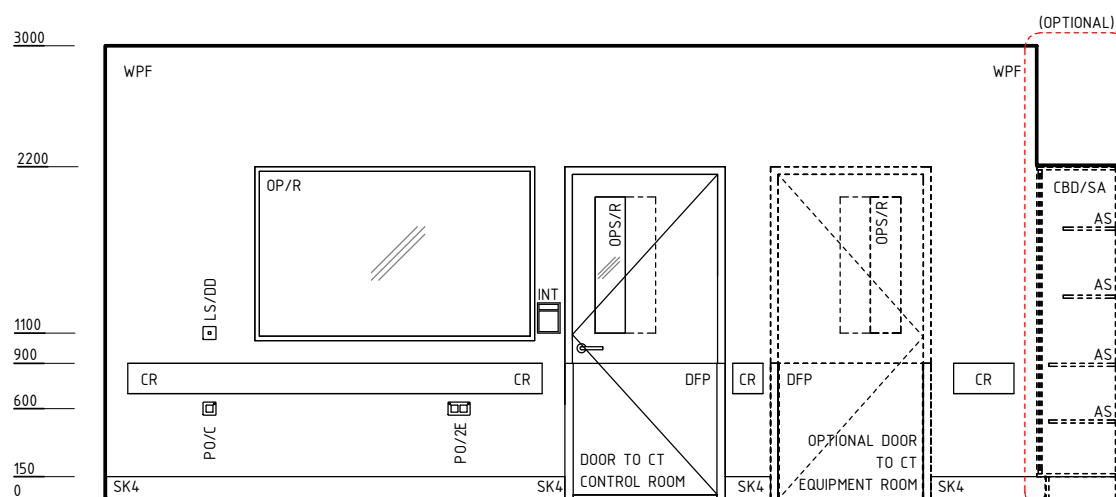


ELEVATION 2

NOTE:
RADIATION SHIELDING REQUIREMENTS TO BE PROVIDED
BY A QUALIFIED RADIATION SHIELDING CONSULTANT



ELEVATION 3



ELEVATION 4

REV	DESCRIPTION	DATE	BY	REV	DESCRIPTION	DATE	BY	COMPATIBILITY
1	FIRST ISSUE	09.08.13	CT					
2	GENERAL REVISION	30.09.22	AK					

iHFG Standard Components

Room Layout Sheet

RLS Room Code

ctpr-i

RDS Room Code

ctpr-i

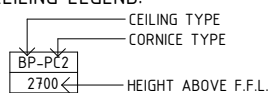
Room Name | **CT Scanning - Procedure Room**

GENERAL NOTES:

THIS DRAWING TO BE READ IN CONJUNCTION WITH R.D.S. (ROOM DATA SHEETS) WHICH TAKES PRECEDENCE.

ALL SERVICES INDICATED ARE INDICATIVE AND SUBJECTED TO DETAILED PROJECT SPECIFIC ENGINEERING DESIGN.

CEILING LEGEND:



- BH/PB | PLASTERBOARD BULKHEAD, PAINT FINISH
- PB-PC4 | PLASTERBOARD FLUSH SET CEILING, PAINT FINISH WITH POWDERCOAT ALUMINIUM CORNICE, SHADOW ANGLE 24mm
- | GRID LINE

ELECTRICAL LEGEND:

- L/CCD | LIGHT - COLOUR CORRECTED, DIMMABLE
- L/DR | LIGHT - DOWNLIGHT, RECESSED

MECHANICAL LEGEND:

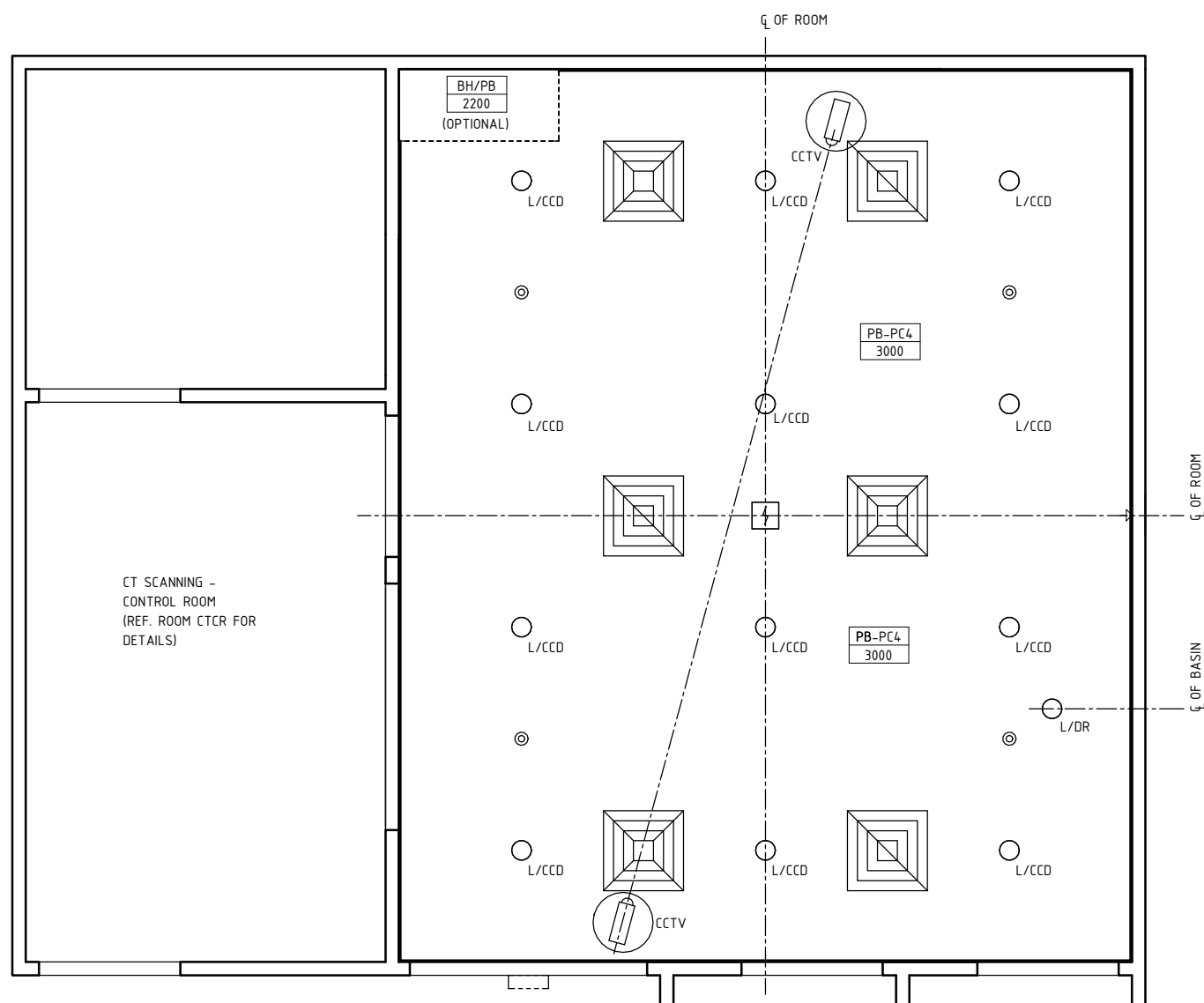
- | SUPPLY AIR GRILLE
- | RETURN AIR GRILLE

FIRE SERVICES LEGEND:

- | SMOKE DETECTOR
- | CLEAN AGENT GAS SUPPRESSION SYSTEM

SECURITY LEGEND:

- | CLOSED CIRCUIT TELEVISION



REFLECTED CEILING PLAN

REV	DESCRIPTION	DATE	BY	REV	DESCRIPTION	DATE	BY	COMPATIBILITY
1	FIRST ISSUE	09.08.13	CT					
2	GENERAL REVISION	30.09.22	AK					



International Health Facility Guidelines at:
www.healthdesign.com.au/iHFG
 Editable version of Standard Components on
 Health Facility Briefing System (HFBS) at:
www.healthdesign.com.au @TAHPI



DESIGNED	APPROVED	DATE	SCALE(S)	SHEET
AK	RH	10/10/22	1 : 50	3 OF 4
REVIT FILE NAME		PAPER DRAWING ID		ISSUE
ctpr-i		ctpr-i-3		2

iHFG Standard Components

Room Layout Sheet

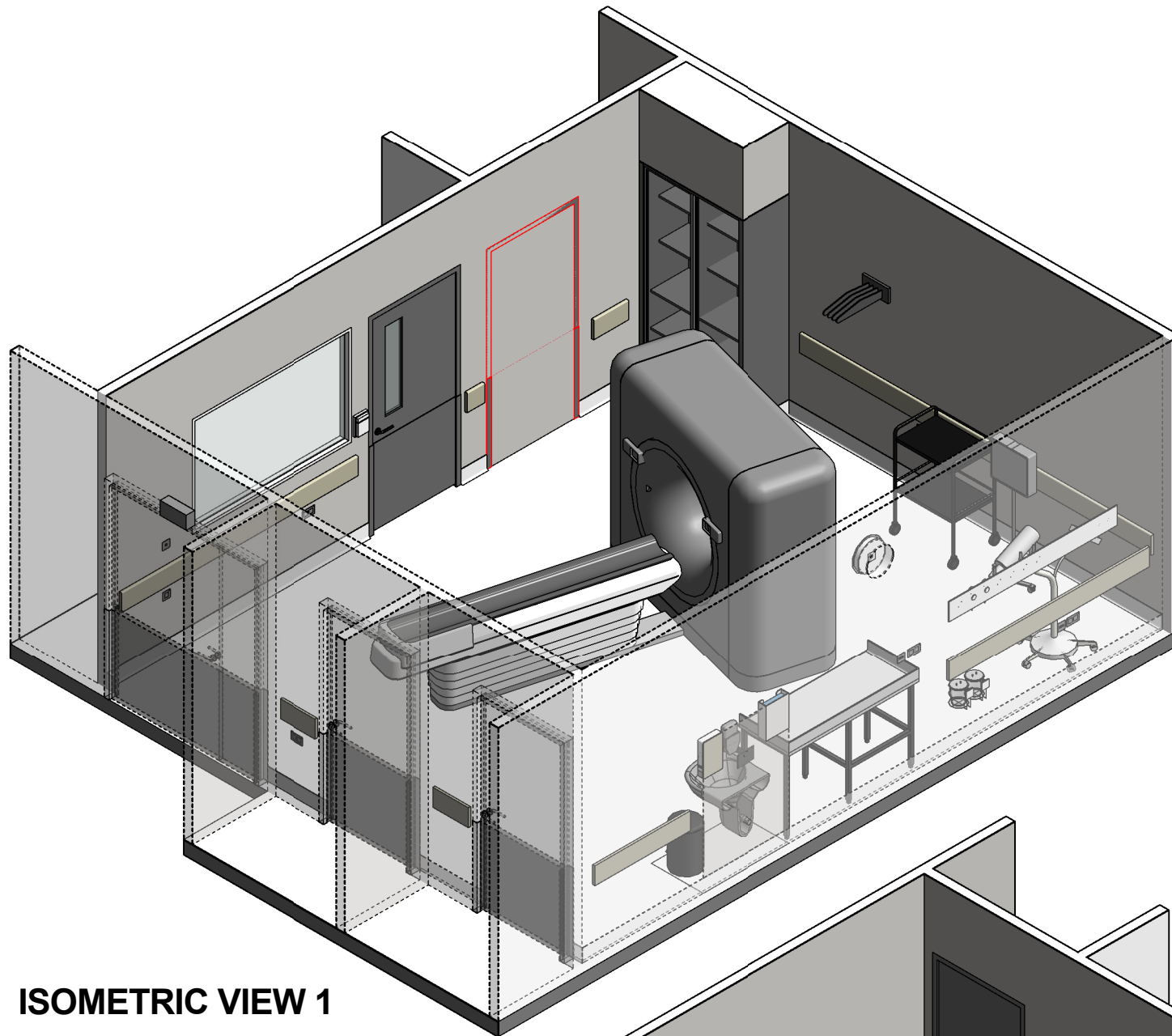
RLS Room Code

ctpr-i

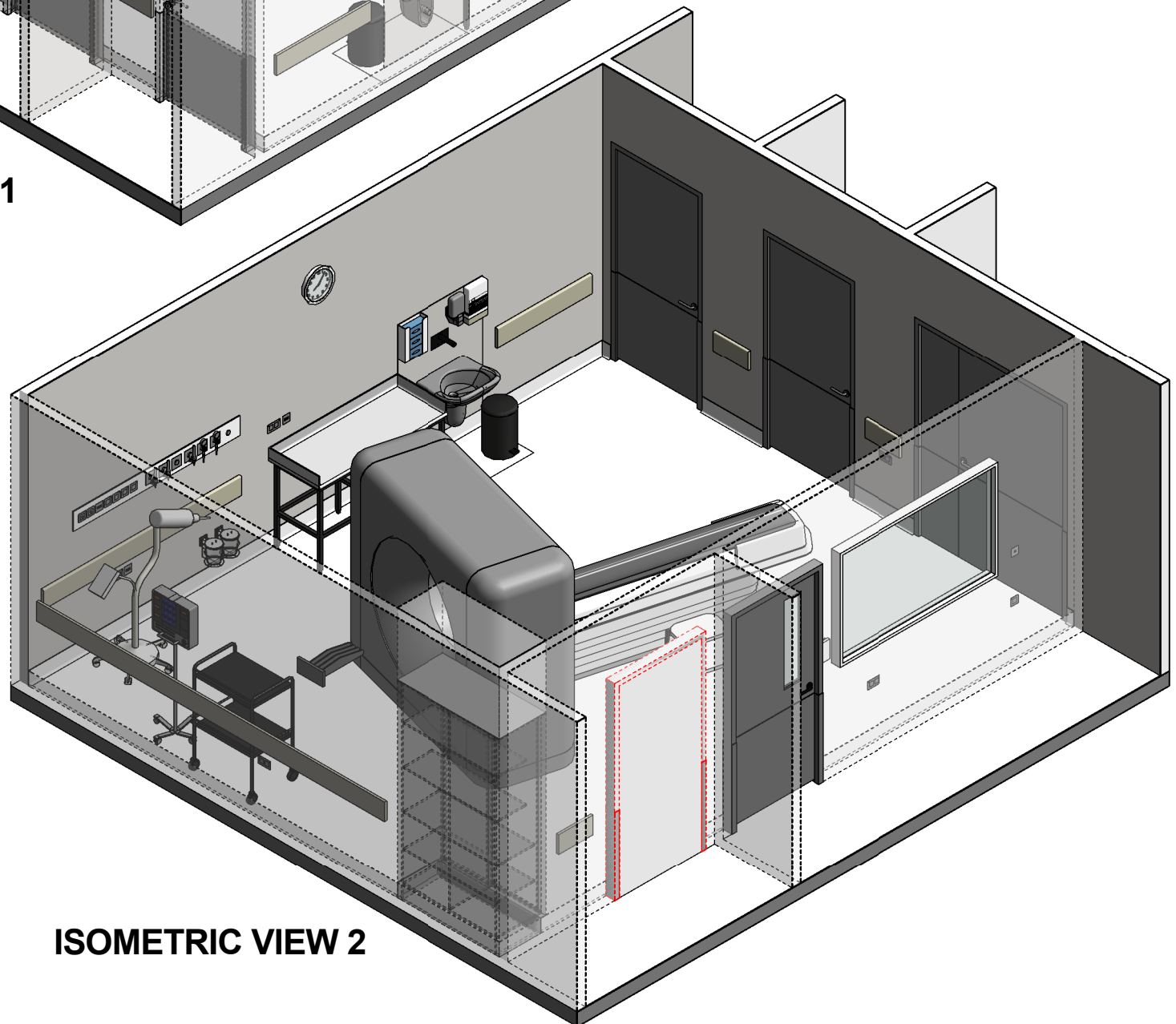
RDS Room Code

ctpr-i

Room Name | CT Scanning - Procedure Room



ISOMETRIC VIEW 1



ISOMETRIC VIEW 2

REV	DESCRIPTION	DATE	BY	REV	DESCRIPTION	DATE	BY	COMPATIBILITY
1	FIRST ISSUE	09.08.13	CT					
2	GENERAL REVISION	30.09.22	AK					



International Health Facility Guidelines at:
www.healthdesign.com.au/iHFG
 Editable version of Standard Components on
 Health Facility Briefing System (HFBS) at:
www.healthdesign.com.au ©TAHPI



DESIGNED	APPROVED	DATE	SCALE(S)	SHEET
AK	RH	30.09.22		4 OF 4
REVIT FILE NAME		PAPER DRAWING ID		ISSUE
ctpr-i		ctpr-i-4		2

This document is for advisory purpose only