

iHFG Standard Components

Room Layout Sheet

RLS Room Code

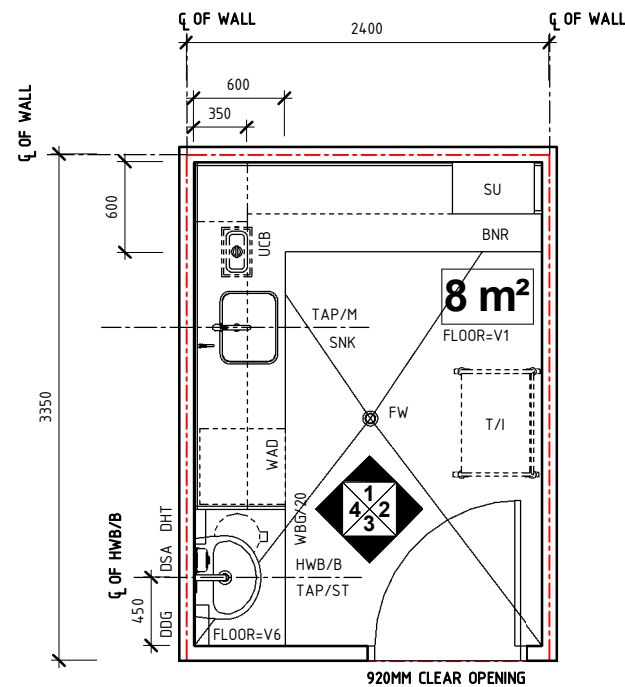
dencu-8-i

RDS Room Code

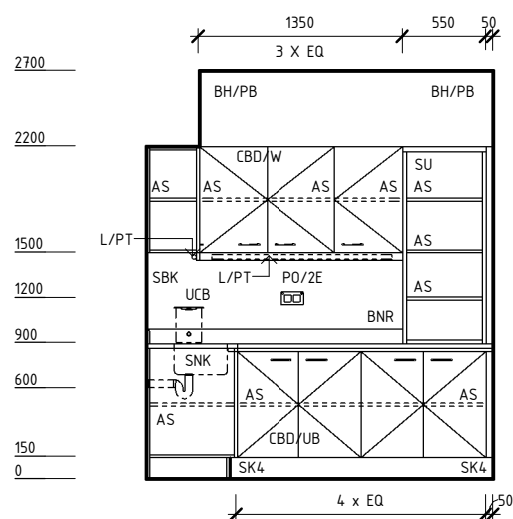
dencu-8-i

Room Name **Dental - Clean Up**

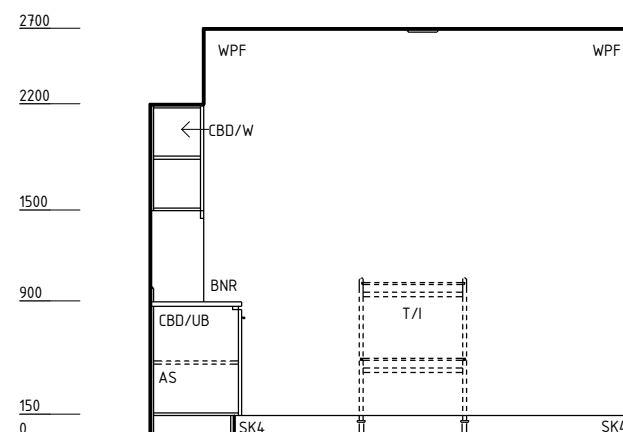
AS	ADJUSTABLE SHELF
BH/PB	BULKHEAD - PLASTERBOARD, PAINT FINISH
BNR	BENCH - RESINATE
CBD/UB	CUPBOARD - UNDER BENCH
CBD/W	CUPBOARD - WALL MOUNTED
COM/2	COMMUNICATION OUTLET - DOUBLE
DDG	DISPENSER - DISPOSABLE GLOVES
DFP	DOOR AND DOOR FRAME PROTECTION
DHT	DISPENSER - PAPER HAND TOWEL
DSA	DISPENSER - SOAP, ANTISEPTIC
HW	HOT WATER OUTLET
HWB/B	HAND WASH BASIN - TYPE 'B'
L/PT	LIGHT - PELMET TASK LIGHT
LS/P	LIGHT SWITCH - PELMET TASK LIGHT
LS/R	LIGHT SWITCH - ROOM
OP	OBSERVATION PANEL
PO/2E	POWER OUTLET - EMERGENCY, DOUBLE
PO/C	POWER OUTLET - CLEANER'S
RO	REVERSE OSMOSIS
SBK	SPLASHBACK
SK4	FLOOR VINYL COVERED SKIRTING
SNK	SINK, STAINLESS STEEL
SU	SHELVING UNIT
T/I	TROLLEY - INSTRUMENT
TAP/M	TAPWARE - MIXER
TAP/ST	TAPWARE - SENSOR TAP
UCB	ULTRASONIC CLEANER BENCHTOP
V1	VINYL FLOORING, STANDARD SLIP RESISTANT
V6	VINYL FLOORING, NON SLIP - TEXTURED
WAD	WASHER DISINFECTOR
WBG/20	WASTE BIN - GENERAL, 20 LITRE
WPF	WALL PAINT FINISH



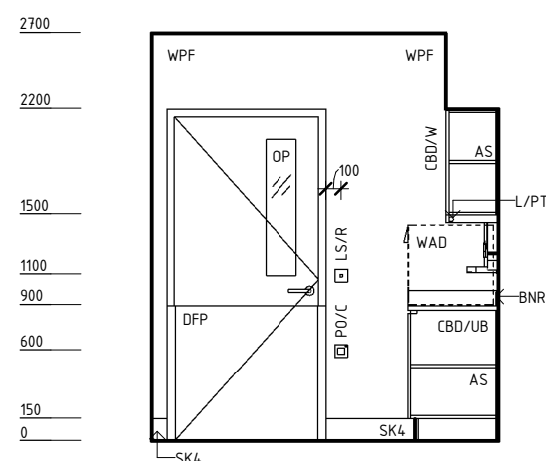
PLAN



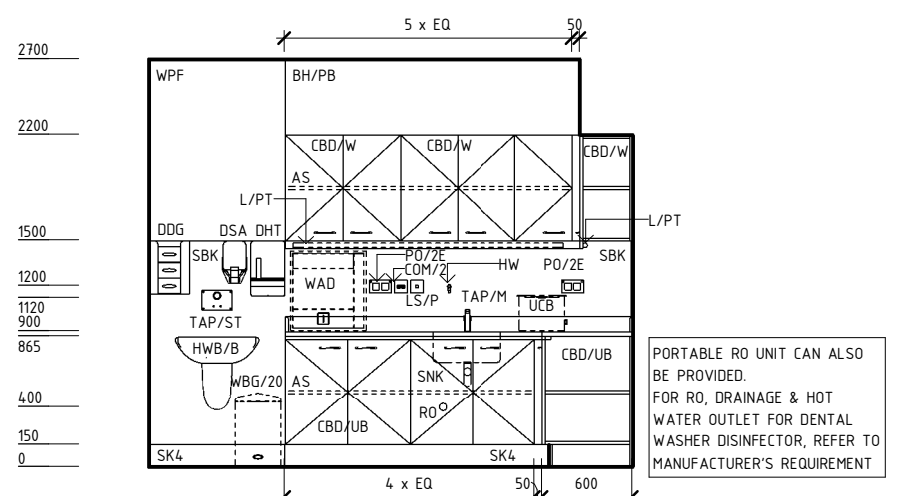
ELEVATION 1



ELEVATION 2



ELEVATION 3



ELEVATION 4

REV	DESCRIPTION	DATE	BY	REV	DESCRIPTION	DATE	BY	COMPATIBILITY
1	FIRST ISSUE	05.03.17	RC					
2	GENERAL REVISION	31.08.22	RA					



International Health Facility Guidelines at:
www.healthdesign.com.au/iHFG
Editable version of Standard Components on
Health Facility Briefing System (HFBS) at:
www.healthdesign.com.au ©TAHPI



DESIGNED	APPROVED	DATE	SCALE(S)	SHEET
RC	RH	31.08.22	1 : 50	1 OF 2
REVIT FILE NAME		PAPER DRAWING ID		ISSUE
dencu-8-i		dencu-8-i-1		2

iHFG Standard Components

Room Layout Sheet

Room Name **Dental - Clean Up**

RLS Room Code

dencu-8-i

RDS Room Code

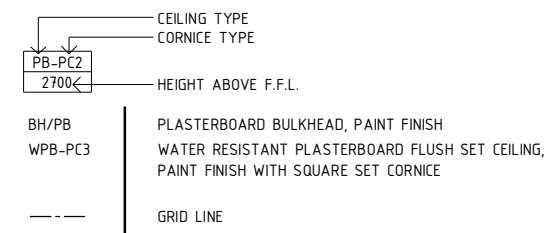
dencu-8-i

GENERAL NOTES:

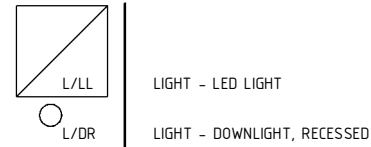
THIS DRAWING TO BE READ IN CONJUNCTION WITH R.D.S. (ROOM DATA SHEETS) WHICH TAKES PRECEDENCE.

ALL SERVICES INDICATED ARE INDICATIVE AND SUBJECTED TO DETAILED PROJECT SPECIFIC ENGINEERING DESIGN.

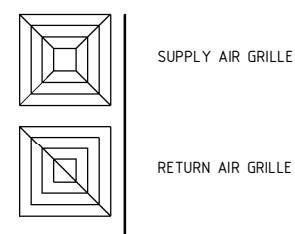
CEILING LEGEND:



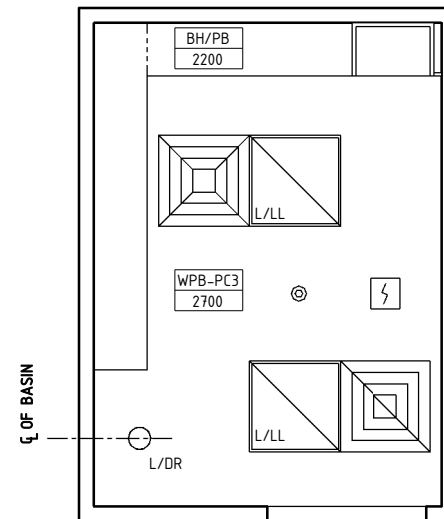
ELECTRICAL LEGEND:



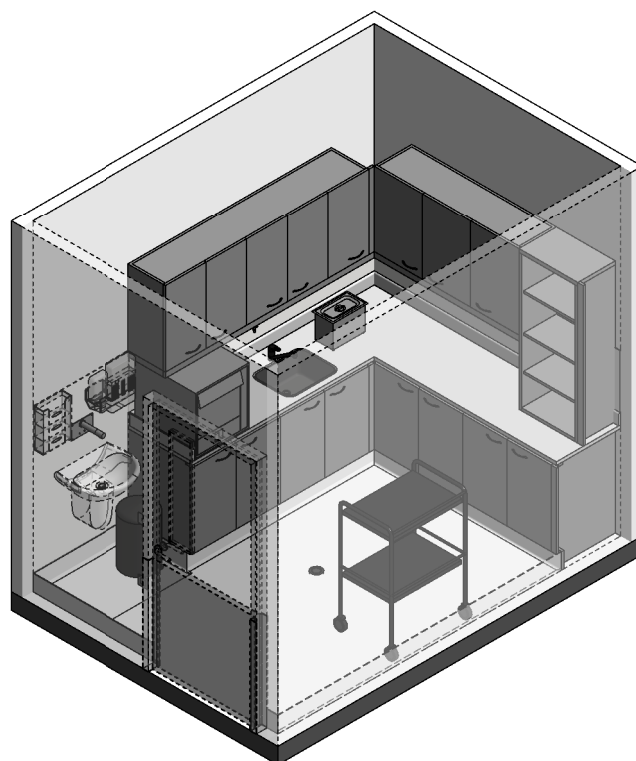
MECHANICAL LEGEND:



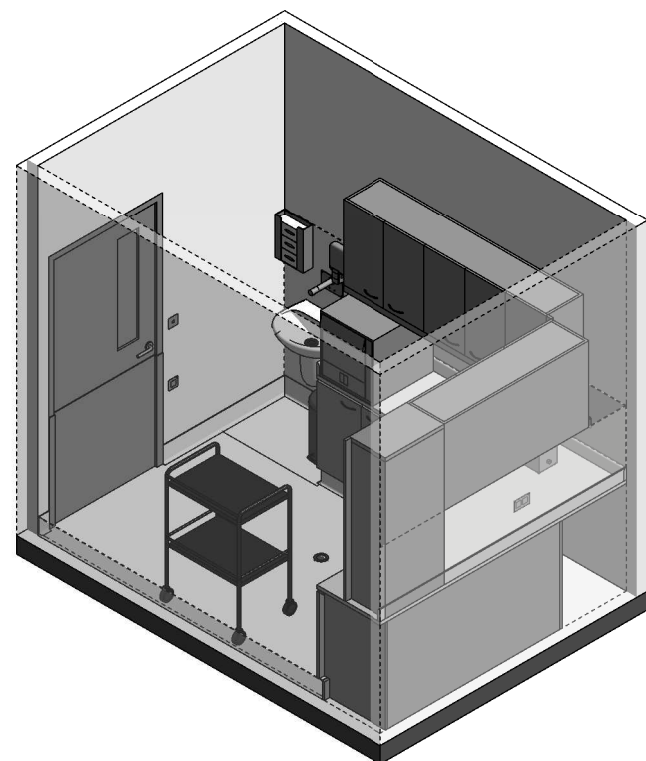
FIRE SERVICES LEGEND:



REFLECTED CEILING PLAN



ISOMETRIC VIEW 01



ISOMETRIC VIEW 02

REV	DESCRIPTION	DATE	BY	REV	DESCRIPTION	DATE	BY	COMPATIBILITY
1	FIRST ISSUE	05.03.17	RC					iHFG
2	GENERAL REVISION	31.08.22	RA					