

iHFG Standard Components

Room Layout Sheet

Room Name **Electronics Laboratory, 15m²**

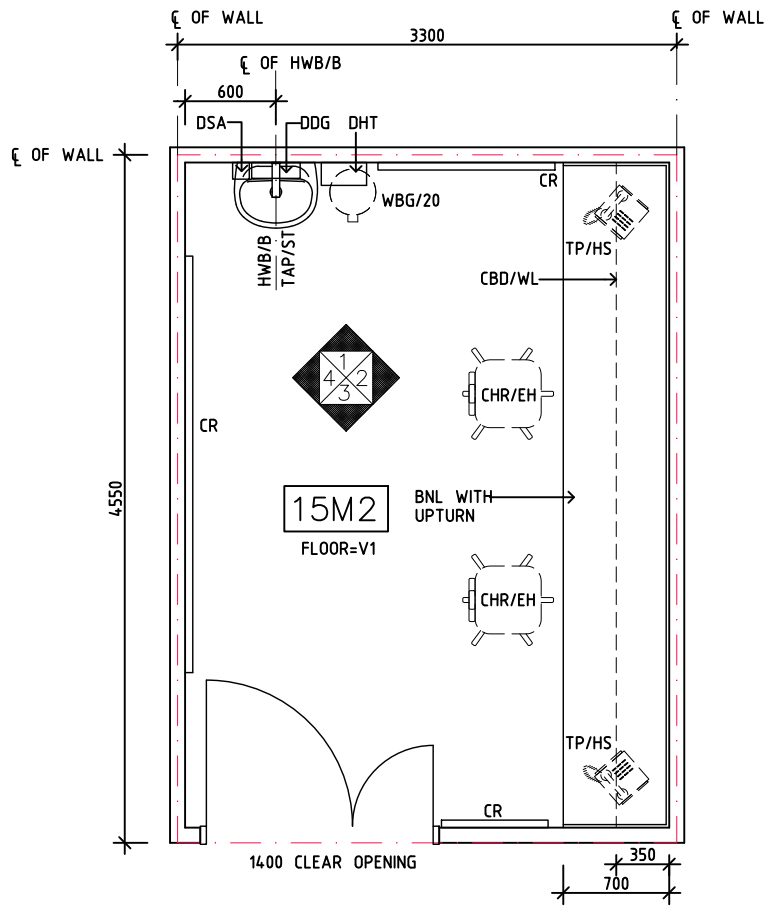
RLS Room Code

elab-i

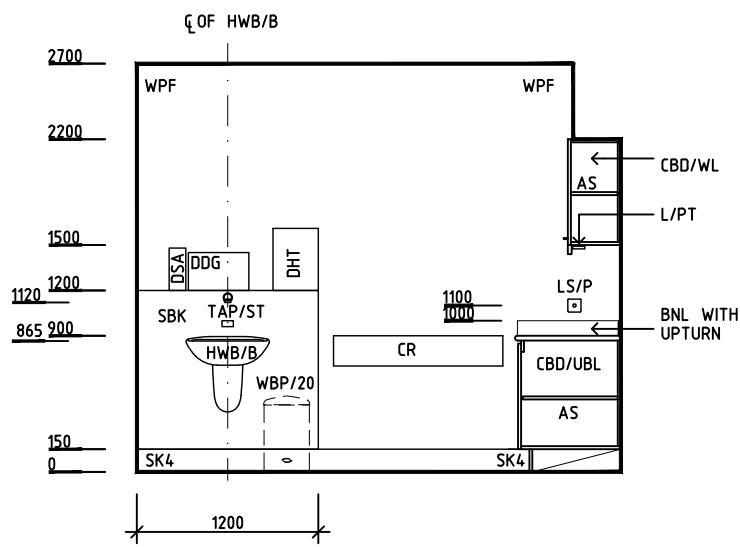
RDS Room Code

elab-i

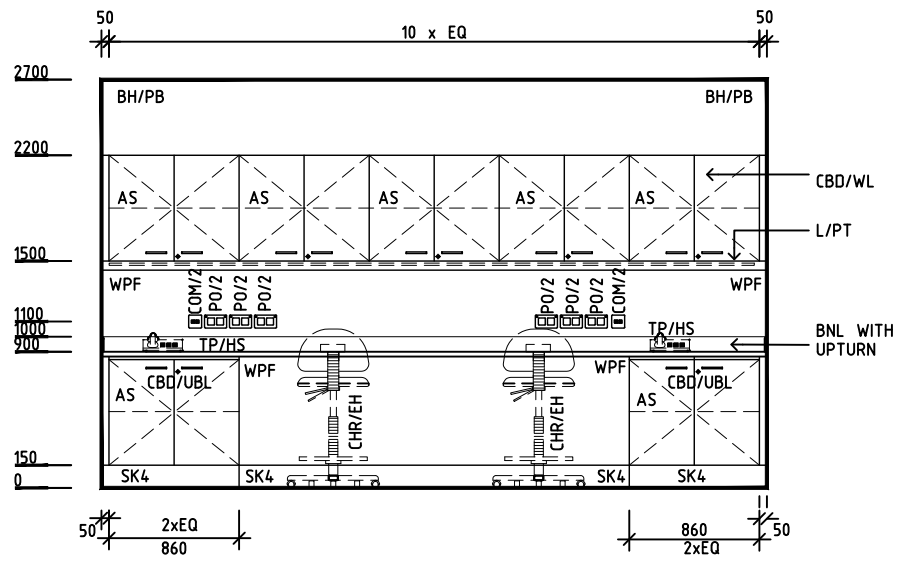
- AS ADJUSTABLE SHELF
- BH/PB BULKHEAD - PLASTERBOARD, PAINT FINISH
- BNL BENCH - LAMINATE
- CBD/UBL CUPBOARD - UNDER BENCH, LOCKABLE
- CBD/WL CUPBOARD - WALL MOUNTED, LOCKABLE
- CHR/EH CHAIR - ERGONOMIC, HIGH
- COM/2 COMMUNICATION OUTLET - DOUBLE
- CR CRASH RAIL
- DDG DISPENSER - DISPOSABLE GLOVES
- DFP DOOR AND FRAME PROTECTION
- DHT DISPENSER - HAND TOWEL
- DSA DISPENSER - SOAP ANTISEPTIC
- HWB/B HANDWASH BASIN - TYPE 'B'
- L/PT LIGHT - PELMET TASK LIGHT
- LS/P LIGHT SWITCH - PELMET TASK LIGHT
- LS/R LIGHT SWITCH - ROOM
- OP OBSERVATION PANEL
- PO/1S POWER OUTLET - SPECIAL, SINGLE
- PO/2 POWER OUTLET - DOUBLE
- SBK SPLASHBACK
- SK4 FLOOR VINYL COVERED SKIRTING
- TAP/ST TAPWARE - SENSOR TAP
- TP/HS TELEPHONE - HANDSET, STANDARD
- V1 VINYL FLOORING - STANDARD SLIP RESISTANT
- WBG/20 WASTE BIN - GENERAL- 20 LITERS
- WPF WALL PAINT FINISH



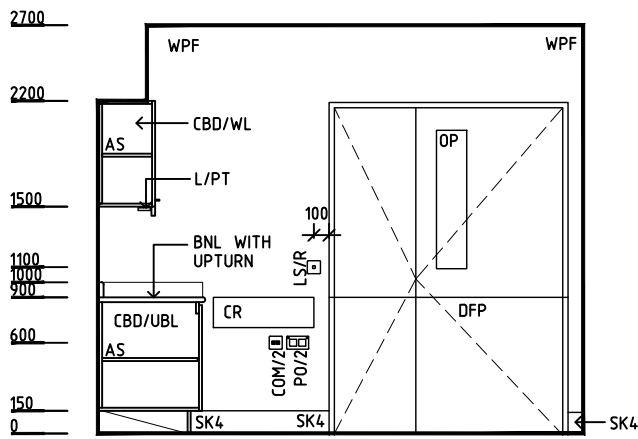
PLAN



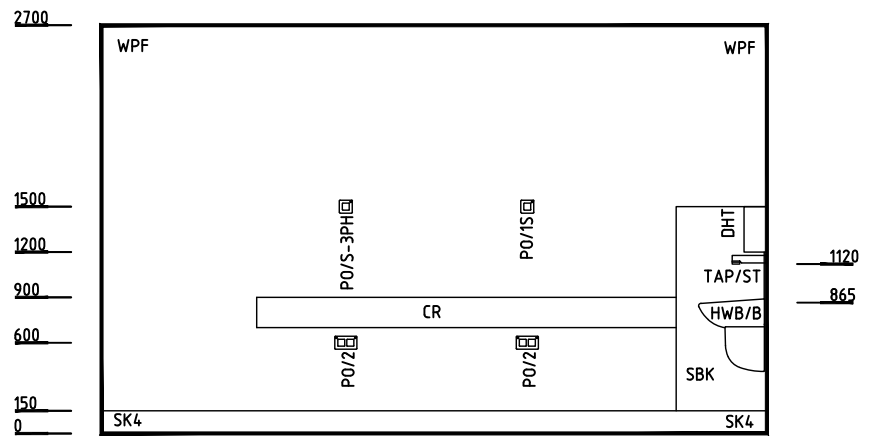
ELEVATION 1



ELEVATION 2



ELEVATION 3



ELEVATION 4

REV	DESCRIPTION	DATE	BY	REV	DESCRIPTION	DATE	BY	COMPATIBILITY
1	FIRST ISSUE	24.04.10	LL	4	GENERAL REVISION	27.01.23	SS	iHFG
2	GENERAL REVISION	30.08.11	DJ					
3	GENERAL REVISION	31.10.12	KC					



International Health Facility Guidelines at:
www.healthdesign.com.au/iHFG
 Editable version of Standard Components on
 Health Facility Briefing System (HFBS) at:
www.healthdesign.com.au/TAHPI



DESIGNED	APPROVED	DATE	SCALE(S)	SHEET
SA	SA	27.01.23	1:50 in A3	1 of 2
CAD FILE NAME		PAPER DRAWING ID		ISSUE
elab-i		elab-i-1		4

iHFG Standard Components

Room Layout Sheet

Room Name **Electronics Laboratory, 15m2**

RLS Room Code

elab-i

RDS Room Code




elab-i

GENERAL NOTES:


THIS DRAWING TO BE READ IN CONJUNCTION WITH R.D.S. (ROOM DATA SHEETS) WHICH TAKES PRECEDENCE.

ALL SERVICES INDICATED ARE INDICATIVE AND SUBJECTED TO DETAILED PROJECT SPECIFIC ENGINEERING DESIGN.



CEILING LEGEND:

- ACT | ACOUSTIC CEILING TILES
- BH/PB | BULKHEAD - PLASTERBOARD, PAINT FINISH
- PC4 | SHADOW ANGLE, POWDERCOAT ALUMINIUM CORNICE
- | GRID LINE
-  | TILE CEILING GRID (600 x 600)
-  | CEILING TYPE
-  | HEIGHT ABOVE F.F.L.



ELECTRICAL LEGEND:

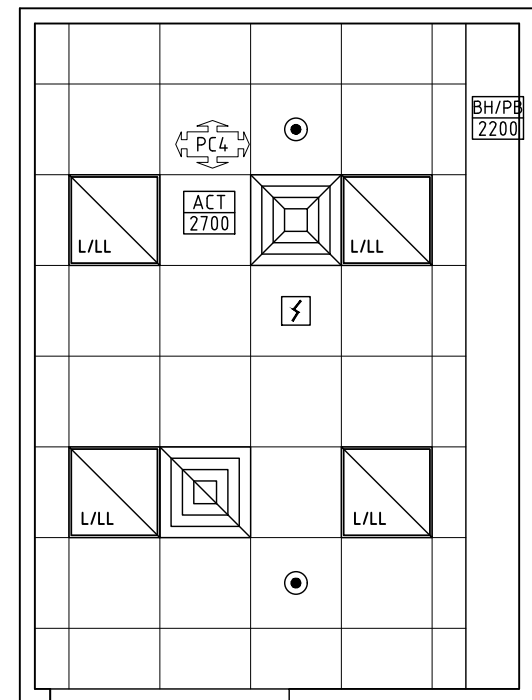
-  | LIGHT - LED LIGHT

MECHANICAL LEGEND:


-  | SUPPLY AIR GRILLE
-  | RETURN AIR GRILLE



FIRE SERVICES LEGEND:

-  | SMOKE DETECTOR
-  | SPRINKLER



REFLECTED CEILING PLAN

REV	DESCRIPTION	DATE	BY	REV	DESCRIPTION	DATE	BY	COMPATIBILITY
1	FIRST ISSUE	24.04.10	LL	4	GENERAL REVISION	27.01.23	SS	
2	GENERAL REVISION	30.08.11	DJ					
3	GENERAL REVISION	31.10.12	KC					

	International Health Facility Guidelines	International Health Facility Guidelines at: www.healthdesign.com.au/iHFG Editable version of Standard Components on Health Facility Briefing System (HFBS) at: www.healthdesign.com.au ©TAHPI		DESIGNED	APPROVED	DATE	SCALE(S)	SHEET
				SA	SA	27.01.23	1:50 in A3	2 of 2
				CAD FILE NAME	PAPER DRAWING ID		ISSUE	
				elab-i	elab-i-2		4	