

iHFG Standard Components

Room Layout Sheet

Room Name **Endoscopy Procedure Room**

RLS Room Code

endp-i

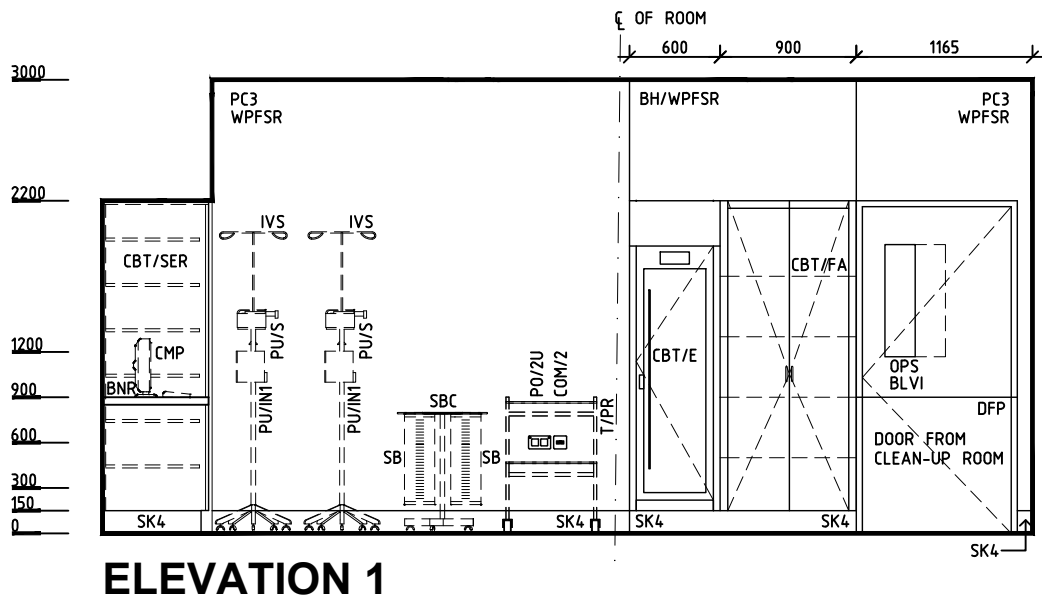
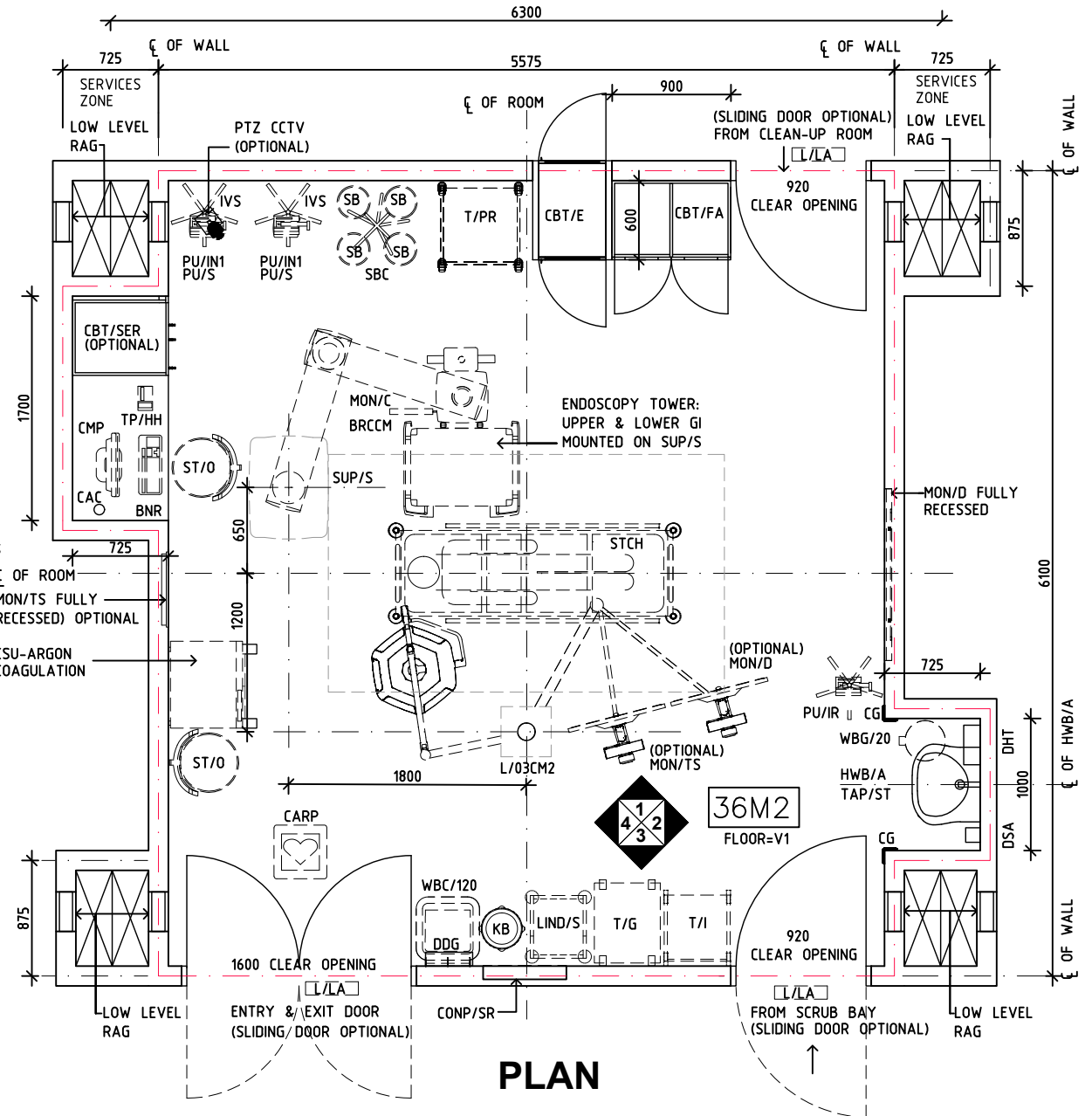
RDS Room Code

endp-i

- AS ADJUSTABLE SHELF
- AV AUDIO VISUAL OUTLET
- AV/DC AUDIO VISUAL OUTLET - DIRECT CONNECTION
- BH BULKHEAD
- BLVI BLIND - VENETIAN, INTEGRAL
- BNR BENCH - RESINATE
- BRCCM BRACKET - CARDIAC MONITOR
- CA COMPRESSED AIR
- CAC CABLE ACCESS CAP
- CARP CARDIAC PROTECTED
- CBT/FA CUPBOARD - FULL HEIGHT, ADJUSTABLE SHELVES
- CBT/E CUPBOARD - ENDOSCOPY HANGING
- CCTV CAMERA, CLOSED CIRCUIT TELEVISION
- CMP COMPUTER
- COM/1 COMMUNICATION OUTLET - SINGLE
- COM/2 COMMUNICATION OUTLET - DOUBLE
- COM/DC COMMUNICATION OUTLET - DIRECT CONNECTION
- CONP/SR CONTROL PANEL - SURGICAL, RECESSED
- CG CORNER GAURD
- DCE DIRECT CONNECTION - EMERGENCY POWER SUPPLY
- DC/1U DIRECT CONNECTION - UNINTERRUPTED POWER SUPPLY - SINGLE
- DDG DISPENSER - DISPOSABLE GLOVE
- DFP DOOR AND DOOR FRAME PROTECTION
- DGL DOUBLE GLAZED
- EC EMERGENCY CALL
- ESU ELECTRO SURGICAL UNIT
- HWB/A HANDWASH BASIN - TYPE A
- IVS INTRAVENOUS STAND - MOBILE
- KB KICKBUCKET & STAND
- L/LA LIGHT - 'LASER IN USE'
- L/O3CM2 LIGHT OPERATING, - 3-ARM, 1 LIGHT WITH CAMERA/ 2 MONITORS
- LIND/S LINEN CARRIER - DIRTY, SINGLE
- MA MEDICAL AIR
- MON/C MONITOR - CARDIAC
- MON/D MONITOR - DISPLAY
- MON/TS MONITOR - TOUCH SCREEN
- N2O NITROUS OXIDE
- O2 OXYGEN
- OPC ORDERLY/ PORTER CALL
- OPS/R OBSERVATION PANEL W/ SLIDING PANEL - RADIATION SHIELDING
- PC3 PLASTERBOARD SQUARE SET CORNICE
- PO/1-32AMP POWER OUTLET - SINGLE, 32 AMPS
- PO/2E POWER OUTLET - EMERGENCY, DOUBLE
- PO/2U UNINTERRUPTED POWER OUTLET - DOUBLE
- PO/C POWER OUTLET - CLEANER'S
- PU/IN1 PUMP - INFUSION, SINGLE
- PU/IR PUMP - INFUSION, RAPID
- PU/S PUMP - SYRINGE
- PTZ PAN-TILT-ZOOM CAMERA
- RAG RETURN AIR GRILL
- RCIV REMOTE CONTROL BUTTON, INTEGRAL VENETIAN BLIND
- S SUCTION
- SA SURGICAL AIR
- SAC STAFF ASSIST CALL
- SB SUCTION BOTTLE
- SBC SUCTION BOTTLE CARRIER
- SC SCAVENGE OUTLET
- SK4 FLOOR VINYL COVERED SKIRTING
- STCH STRETCHER
- ST/O STOOL - OPERATING, MOBILE
- SUP/S SUPPLY UNIT - SURGICAL
- TAP/ST TAPWARE - SENSOR TAP
- T/G TROLLEY - GOWNS
- T/I TROLLEY - INSTRUMENT
- T/PR TROLLEY - PROCEDURE
- TA/DC TOOL AIR - DIRECT CONNECTION
- TP/HH TELEPHONE - HANDSET, HANDSFREE
- V1 VINYL FLOORING, STANDARD SLIP RESISTANT
- WBC/120 WASTE BIN - CLINICAL, 120 LITRE
- WBG/20 WASTE BIN - GENERAL, 20 LITRE
- WPFISR WALL PAINT FINISH, SCRUB RESISTANT

- SURGICAL SUPPLY UNIT (SUP/S)**
- 4 x AV
 - 2 x COM/2
 - 1 x DCE
 - 8 x PO/1U
 - 8 x PO/1I
 - 1 x EC
 - 1 x SAC
 - 1 x OPC
 - 1 x CO2 (OPTIONAL)
 - 1 x MA
 - 1 x N2O
 - 2 x O2
 - 3 x S
 - 1 x SC
 - 1 x TA/DC (FOR BRAKE OF SUPPLY UNIT)

- L/O3CM2 (IN CEILING OUTLETS)**
- 1 x AV/DC (MON/D)
 - 1 x AV/DC (MON/TS)
 - 1 x COM/2 (MON/D)
 - 1 x COM/2 (MON/TS)
 - 1 x COM/DC (FOR CAMERA)
 - 1 x DC/1U
 - 1 x PO/2U (MON/D)
 - 1 x PO/2U (MON/TS)



- MON/D (55 INCH)**
- 1 x AV/DC
 - 1 x COM/2
 - 1 x PO/2U

- SURGICAL CONTROL PANEL (CONP/SR)**
- 1 x COM/DC
 - 1 x DC/1U

- MON/TS (WALL MOUNTED, FULLY RECESSED)**
- 1 x AV
 - 1 x COM/2
 - 1 x PO/2U

- PTZ CCTV, OPTIONAL (IN CEILING OUTLETS)**
- 1 x DC/1U
 - 1 x COM/DC
- CBT/E (ENDOSCOPY DRYING CABINET)**
- 1 x COM/1
 - 1 x CA(OPTIONAL)
 - 1 x PO/2E

NOTE:
IF REQUIRED, RADIATION SHIELDING REQUIREMENTS TO BE PROVIDED BY A QUALIFIED RADIATION SHIELDING CONSULTANT

NOTE:
NUMBER OF REQUIRED SERVICES PER PENDANT TO BE ADJUSTED TO MEET PROJECT REQUIREMENTS BUT NOT TO BE LESS THAN THE NUMBERS SHOWN HERE

REV	DESCRIPTION	DATE	BY	REV	DESCRIPTION	DATE	BY	COMPATIBILITY
1	FIRST ISSUE	02.05.14	CT					
2	GENERAL ISSUE	30.05.14	CT					
3	GENERAL ISSUE	27.01.23	AM					

iHFG Standard Components

Room Layout Sheet

Room Name | Endoscopy Procedure Room

RLS Room Code

endp-i

RDS Room Code

endp-i

- AS ADJUSTABLE SHELF
- AV AUDIO VISUAL OUTLET
- AV/DC AUDIO VISUAL OUTLET - DIRECT CONNECTION
- BH BULKHEAD
- BLVI BLIND - VENETIAN, INTEGRAL
- BNR BENCH - RESINATE
- BRCM BRACKET - MONITOR
- BRCCM BRACKET - CARDIAC MONITOR
- CA COMPRESSED AIR
- CAC CABLE ACCESS CAP
- CARP CARDIAC PROTECTED
- CBT/FA CUPBOARD - FULL HEIGHT, ADJUSTABLE SHELVES
- CBT/E CUPBOARD - ENDOSCOPY HANGING
- CCTV CAMERA, CLOSED CIRCUIT TELEVISION
- CMP COMPUTER
- COM/1 COMMUNICATION OUTLET - SINGLE
- COM/2 COMMUNICATION OUTLET - DOUBLE
- COM/DC COMMUNICATION OUTLET - DIRECT CONNECTION
- CONP/SR CONTROL PANEL - SURGICAL, RECESSED
- DCE DIRECT CONNECTION - EMERGENCY POWER SUPPLY
- DC/1U DIRECT CONNECTION - UNINTERRUPTED POWER SUPPLY - SINGLE
- DDG DISPENSER - DISPOSABLE GLOVE
- DFP DOOR AND DOOR FRAME PROTECTION
- DGL DOUBLE GLAZED
- EC EMERGENCY CALL
- ESU ELECTRO SURGICAL UNIT
- HWB/A HANDWASH BASIN - TYPE A
- IVS INTRAVENOUS STAND - MOBILE
- KB KICKBUCKET & STAND
- L/LA LIGHT - 'LASER IN USE'
- L/03CM2 LIGHT OPERATING, - 3-ARM, 1 LIGHT WITH CAMERA/ 2 MONITORS
- LIND/S LINEN CARRIER - DIRTY, SINGLE
- MA MEDICAL AIR
- MON/C MONITOR - CARDIAC
- MON/D MONITOR - DISPLAY
- MON/TS MONITOR - TOUCH SCREEN
- N2O NITROUS OXIDE
- O2 OXYGEN
- OPC ORDERLY/ PORTER CALL
- OP5/R OBSERVATION PANEL W/ SLIDING PANEL - RADIATION SHIELDING
- PC3 PLASTERBOARD SQUARE SET CORNICE
- PO/1-32AMP POWER OUTLET - SINGLE, 32 AMPS
- PO/2E POWER OUTLET - EMERGENCY, DOUBLE
- PO/2U UNINTERRUPTED POWER OUTLET - DOUBLE
- PO/C POWER OUTLET - CLEANER'S
- PU/IN1 PUMP - INFUSION, SINGLE
- PU/IR PUMP - INFUSION, RAPID
- PU/S PUMP - SYRINGE
- PTZ PAN-TILT-ZOOM CAMERA
- RAG RETURN AIR GRILL
- RCIV S SUCTION
- S SA SURGICAL AIR
- SAC STAFF ASSIST CALL
- SB SUCTION BOTTLE
- SBC SUCTION BOTTLE CARRIER
- SC SCAVENGE OUTLET
- SK4 FLOOR VINYL COVERED SKIRTING
- STCH STRETCHER
- ST/O STOOL - OPERATING, MOBILE
- SUP/S SUPPLY UNIT - SURGICAL
- TAP/ST TAPWARE - SENSOR TAP
- T/G TROLLEY - GOWNS
- T/I TROLLEY - INSTRUMENT
- T/PR TROLLEY - PROCEDURE
- TA/DC TOOL AIR - DIRECT CONNECTION
- TP/HH TELEPHONE - HANDSET, HANDSFREE
- V1 VINYL FLOORING, STANDARD SLIP RESISTANT
- WBC/120 WASTE BIN - CLINICAL, 120 LITRE
- WBG/20 WASTE BIN - GENERAL, 20 LITRE
- WPF SR WALL PAINT FINISH, SCRUB RESISTANT

- SURGICAL SUPPLY UNIT (SUP/S)
- 4 x AV
 - 2 x COM/2
 - 1 x DCE
 - 8 x PO/1U
 - 8 x PO/1I
 - 1 x EC
 - 1 x SAC
 - 1 x OPC
 - 1 x CO2 (OPTIONAL)
 - 1 x MA
 - 1 x N2O
 - 2 x O2
 - 3 x S
 - 1 x SC
 - 1 x TA/DC (FOR BRAKE OF SUPPLY UNIT)

- L/03CM2 (IN CEILING OUTLETS)
- 1 x AV/DC (MON/D)
 - 1 x AV/DC (MON/TS)
 - 1 x COM/2 (MON/D)
 - 1 x COM/2 (MON/TS)
 - 1 x COM/DC (FOR CAMERA)
 - 1 x DC/1U
 - 1 x PO/2U (MON/D)
 - 1 x PO/2U (MON/TS)

- MON/D (55 INCH)
- 1 x AV/DC
 - 1 x COM/2
 - 1 x PO/2U

- SURGICAL CONTROL PANEL (CONP/SR)
- 1 x COM/DC
 - 1 x DC/1U

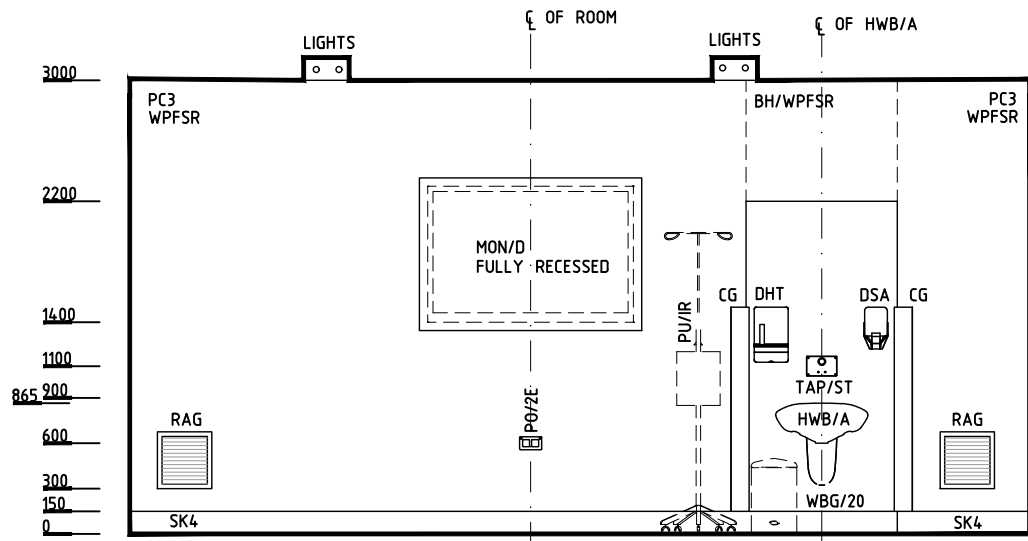
- MON/TS (WALL MOUNTED, FULLY RECESSED)
- 1 x AV
 - 1 x COM/2
 - 1 x PO/2U

- PTZ CCTV, OPTIONAL (IN CEILING OUTLETS)
- 1 x DC/1U
 - 1 x COM/DC

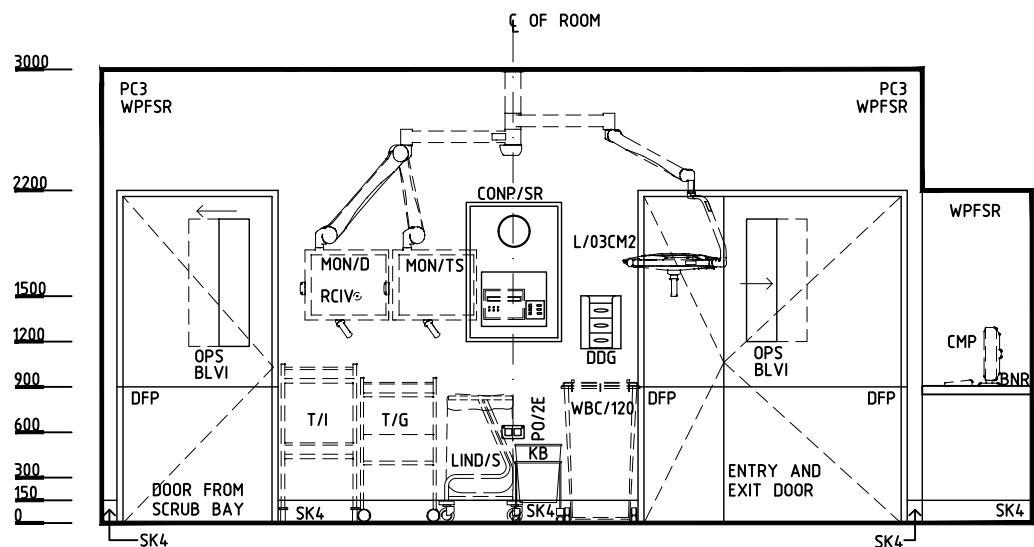
- CBT/E (ENDOSCOPY DRYING CABINET)
- 1 x COM/1
 - 1 x CA(OPTIONAL)
 - 1 x PO/2E

NOTE:
IF REQUIRED, RADIATION SHIELDING REQUIREMENTS TO BE PROVIDED BY A QUALIFIED RADIATION SHIELDING CONSULTANT

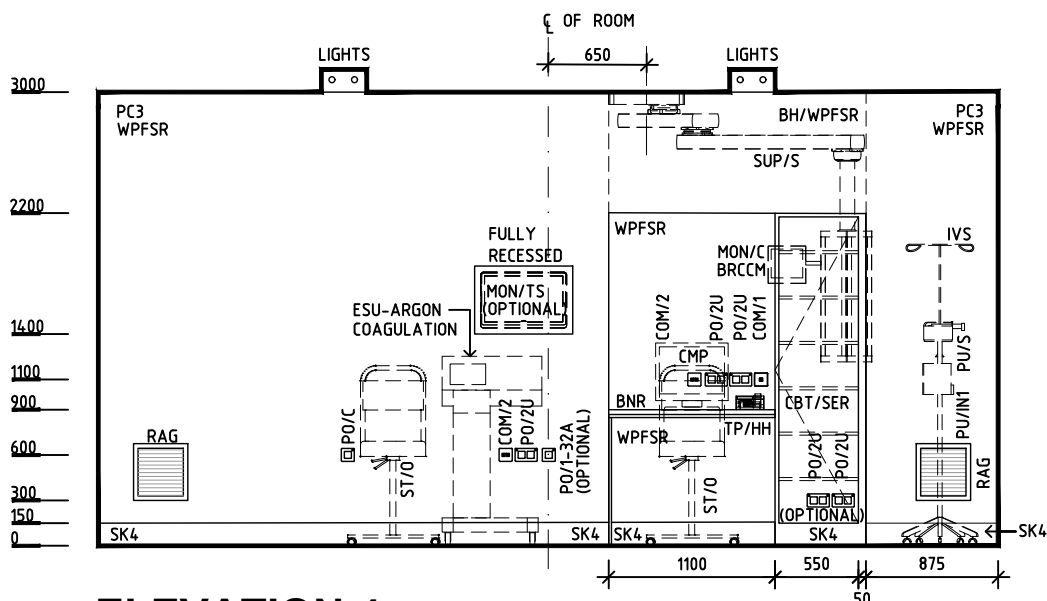
NOTE:
NUMBER OF REQUIRED SERVICES PER PENDANT TO BE ADJUSTED TO MEET PROJECT REQUIREMENTS BUT NOT TO BE LESS THAN THE NUMBER SHOWN HERE



ELEVATION 2



ELEVATION 3



ELEVATION 4

REV	DESCRIPTION	DATE	BY	REV	DESCRIPTION	DATE	BY	COMPATIBILITY
1	FIRST ISSUE	02.05.14	CT					
2	GENERAL ISSUE	30.05.14	CT					
3	GENERAL ISSUE	27.01.23	AM					

iHFG Standard Components

Room Layout Sheet

Room Name **Endoscopy Procedure Room**

RLS Room Code

endp-i

RDS Room Code

endp-i

GENERAL NOTES:

THIS DRAWING TO BE READ IN CONJUNCTION WITH R.D.S. (ROOM DATA SHEETS) WHICH TAKES PRECEDENCE.

ALL SERVICES INDICATED ARE INDICATIVE AND SUBJECTED TO DETAILED PROJECT SPECIFIC ENGINEERING DESIGN.

CEILING LEGEND:

- BH/PBSR BULKHEAD - PLASTERBOARD, SCRUB RESISTANT PAINT FINISH
- PBSR PLASTERBOARD FLUSH SET CEILING, SCRUB RESISTANT PAINT FINISH
- PC3 PLASTERBOARD SQUARE SET CORNICE
- GRID LINE

- CEILING TYPE
- HEIGHT ABOVE F.F.L.

ELECTRICAL LEGEND:

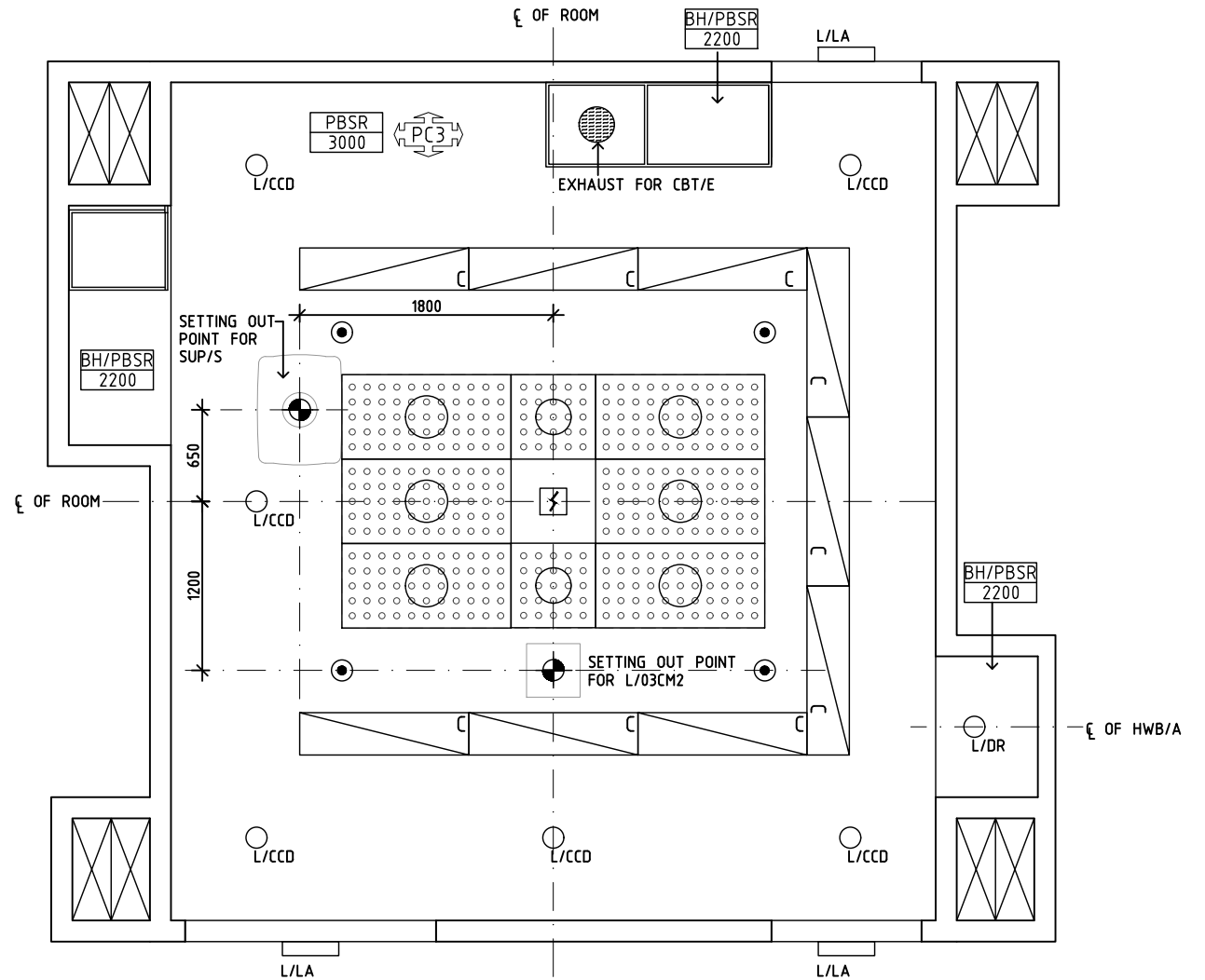
- DIFFUSED - RECESSED COLOUR CORRECTED - CYANOSIS
- LIGHT - COLOUR CORRECTED, DIMMABLE
- LIGHT - DOWNLIGHT, RECESSED
- LIGHT - 'LASER IN USE'

MECHANICAL LEGEND:

- HEPA FILTER GRILLE

FIRE SERVICES LEGEND:

- SMOKE DETECTOR
- SPRINKLER



REFLECTED CEILING PLAN

REV	DESCRIPTION	DATE	BY	REV	DESCRIPTION	DATE	BY	COMPATIBILITY
1	FIRST ISSUE	02.05.14	CT					
2	GENERAL ISSUE	30.05.14	CT					
3	GENERAL ISSUE	27.01.23	AM					