

iHFG Standard Components

Room Layout Sheet

RLS Room Code

htlb-pet-i

RDS Room Code

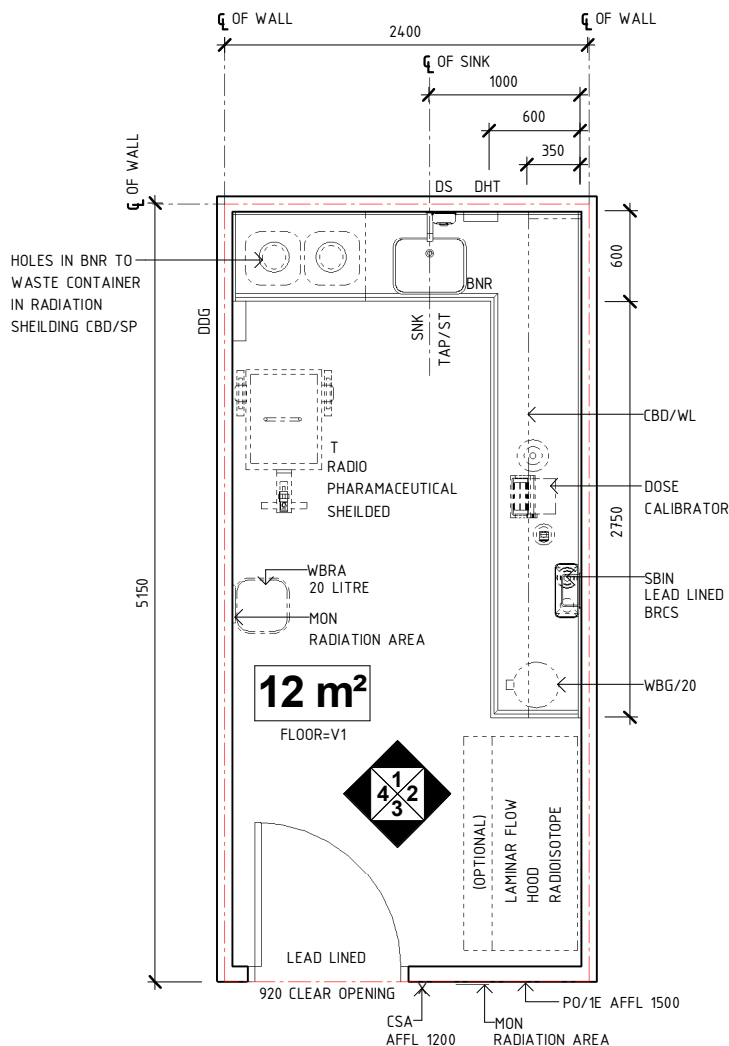
htlb-pet-i

Room Name

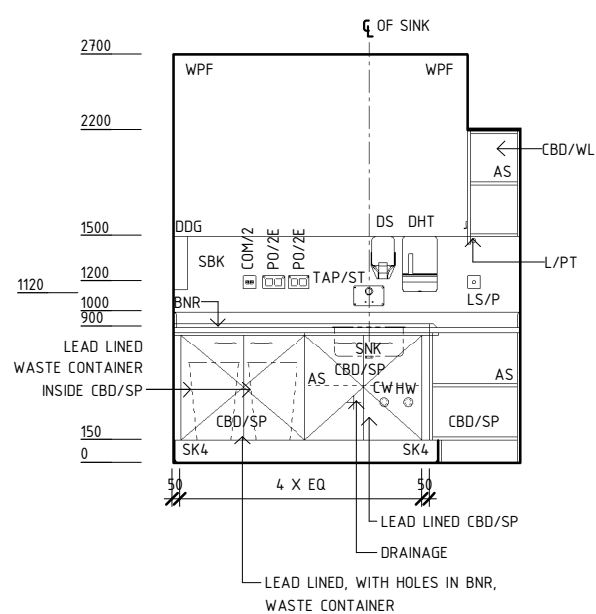
Hot Laboratory - PET

AS	ADJUSTABLE SHELF
BH/PB	BULKHEAD - PLASTERBOARD, PAINT FINISH
BNR	BENCH - RESINATE
BRCS	BRACKET - SHARPS
CA	COMPRESSED AIR
CBD/SP	CUPBOARD - SPECIAL
CBD/WL	CUPBOARD - WALL MOUNTED, LOCKABLE
CCTV	CAMERA, CLOSED CIRCUIT TELEVISION
COM/2	COMMUNICATION OUTLET - DOUBLE
CSA	CARD ACCESS
CW	COLD WATER OUTLET
DDG	DISPENSER - DISPOSABLE GLOVES
DFP	DOOR AND DOOR FRAME PROTECTION
DHT	DISPENSER - PAPER HAND TOWEL
DS	DISPENSER - SOAP
HW	HOT WATER OUTLET
L/PT	LIGHT - PELMET TASK LIGHT
LS/P	LIGHT SWITCH - PELMET TASK LIGHT
LS/R	LIGHT SWITCH - ROOM
MON	MONITOR
PO/1E	POWER OUTLET - EMERGENCY, SINGLE
PO/2E	POWER OUTLET - EMERGENCY, DOUBLE
SBIN	SHARPS BIN
SBK	SPLASHBACK
SK4	FLOOR VINYL COVERED SKIRTING
SNK	SINK, STAINLESS STEEL
T	TROLLEY
TAP/ST	TAPWARE - SENSOR TAP
V1	VINYL FLOORING, STANDARD SLIP RESISTANT
WBG/20	WASTE BIN - GENERAL, 20 LITRE
WBRA	WASTE BIN - RADIOACTIVE
WPF	WALL PAINT FINISH

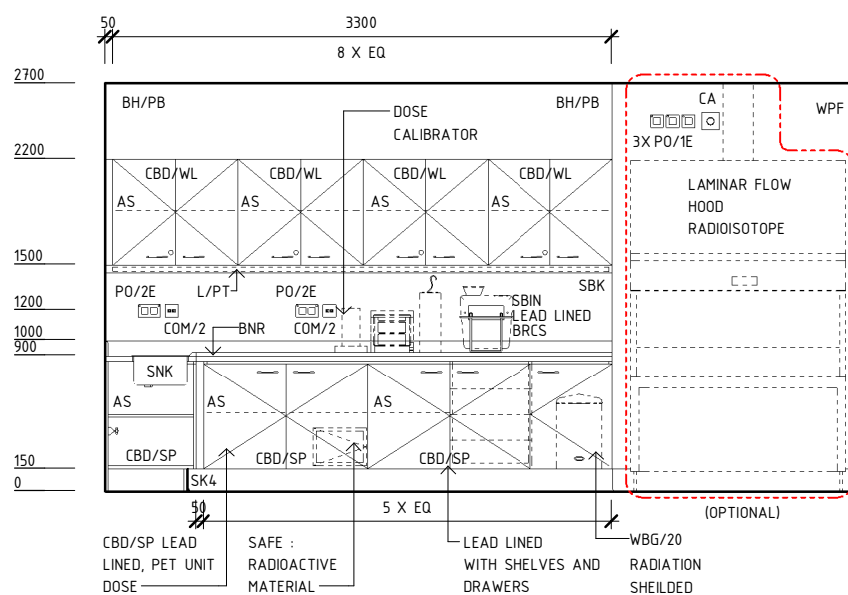
NOTE:
RADIATION SHIELDING REQUIREMENTS TO BE PROVIDED BY A QUALIFIED RADIATION SHIELDING CONSULTANT.



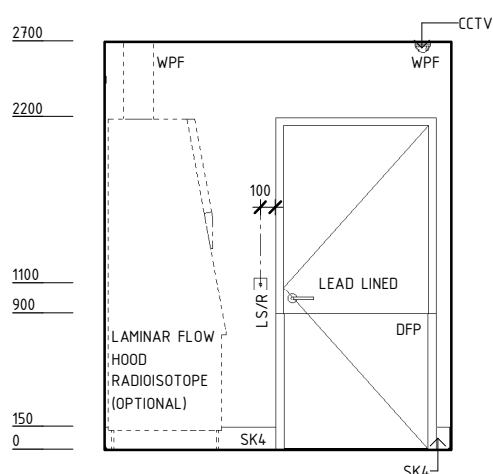
PLAN



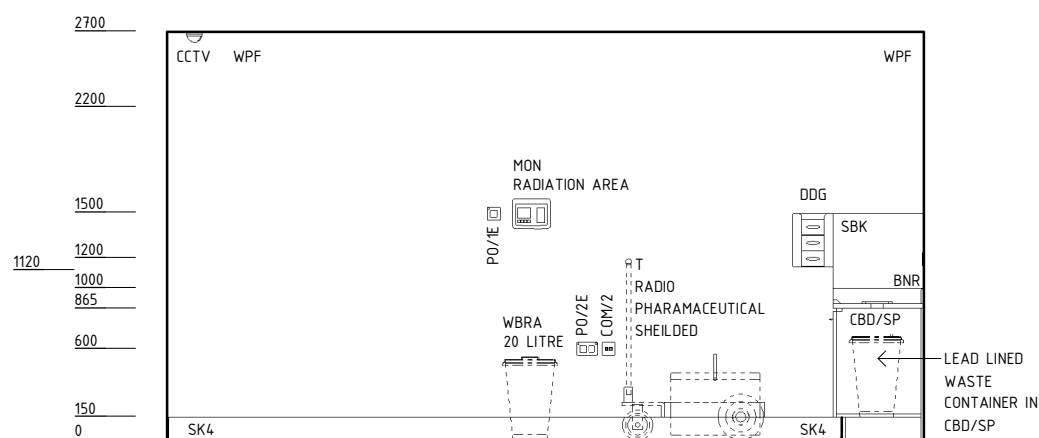
ELEVATION 1



ELEVATION 2



ELEVATION 3



ELEVATION 4

REV	DESCRIPTION	DATE	BY	REV	DESCRIPTION	DATE	BY	COMPATIBILITY
1	FIRST ISSUE	24.10.10	LL	4	GENERAL REVISION	27.01.23	SS	
2	GENERAL REVISION	30.08.11	DJ					
3	GENERAL REVISION	31.10.12	CT					

iHFG Standard Components

Room Layout Sheet

Room Name **Hot Laboratory - PET**

RLS Room Code

htlb-pet-i

RDS Room Code

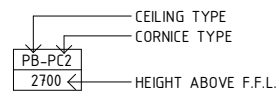
htlb-pet-i

GENERAL NOTES:

THIS DRAWING TO BE READ IN CONJUNCTION WITH R.D.S. (ROOM DATA SHEETS) WHICH TAKES PRECEDENCE.

ALL SERVICES INDICATED ARE INDICATIVE AND SUBJECT TO DETAILED PROJECT SPECIFIC ENGINEERING DESIGN.

CEILING LEGEND:



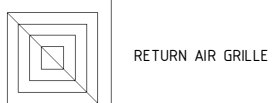
BH/PB PLASTERBOARD BULKHEAD, PAINT FINISH
PB-PC3 PLASTERBOARD FLUSH SET CEILING, WITH PLASTERBOARD SQUARE SET CORNICE

--- GRID LINE

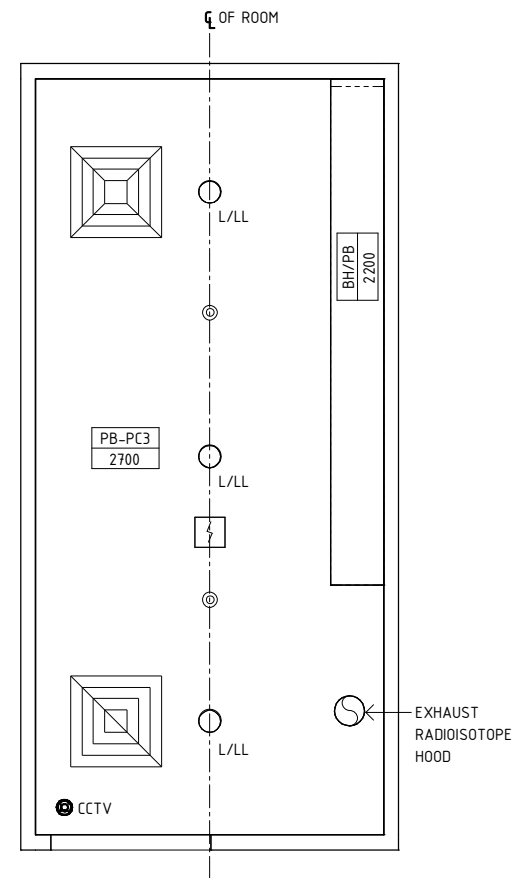
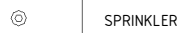
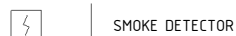
ELECTRICAL LEGEND:



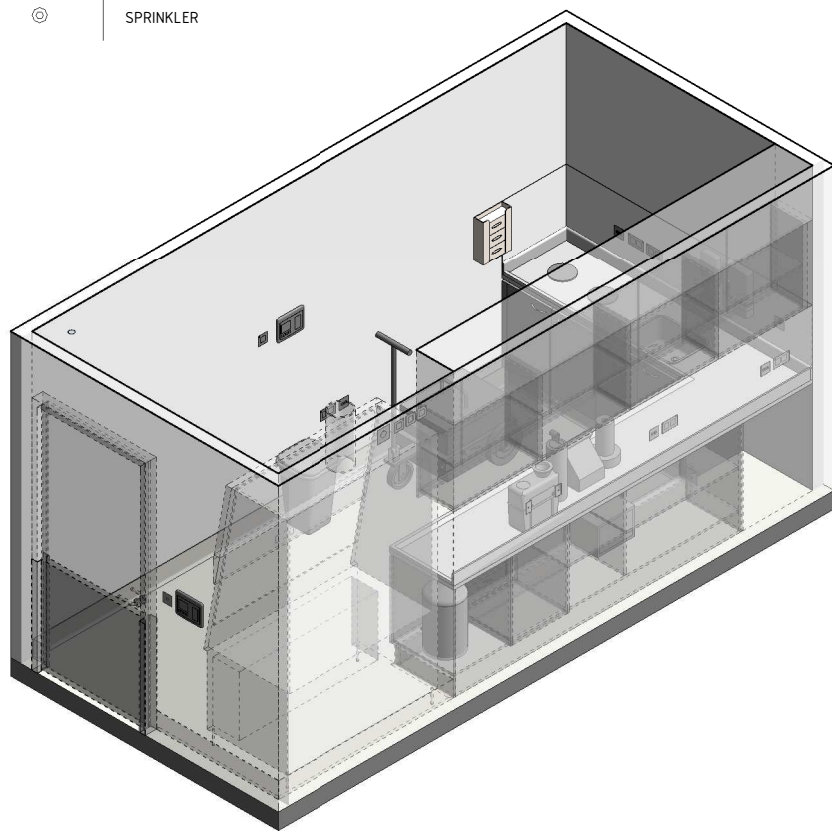
MECHANICAL LEGEND:



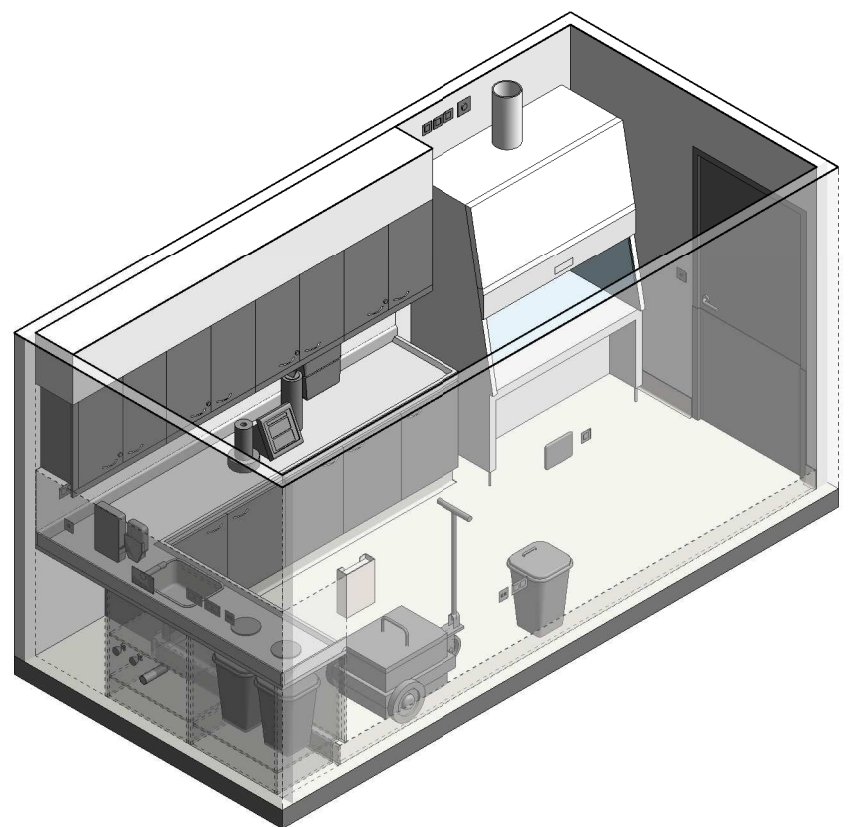
FIRE SERVICES LEGEND:



REFLECTED CEILING PLAN



ISOMETRIC VIEW 1



ISOMETRIC VIEW 2

REV	DESCRIPTION	DATE	BY	REV	DESCRIPTION	DATE	BY	COMPATIBILITY																					
1	FIRST ISSUE	24.10.10	LL	4	GENERAL REVISION	27.01.23	SS																						
2	GENERAL REVISION	30.08.11	DJ																										
3	GENERAL REVISION	31.10.12	CT																										
International Health Facility Guidelines International Health Facility Guidelines at: www.healthdesign.com.au/iHFG Editable version of Standard Components on Health Facility Briefing System (HFBS) at: www.healthdesign.com.au ©TAHPI									<table border="1"> <tr> <th>DESIGNED</th> <th>APPROVED</th> <th>DATE</th> <th>SCALE(S)</th> <th>SHEET</th> </tr> <tr> <td>SS</td> <td>SA</td> <td>27.01.23</td> <td>1 : 50</td> <td>2 OF 2</td> </tr> <tr> <th colspan="2">REVIT FILE NAME</th> <th colspan="2">PAPER DRAWING ID</th> <th>ISSUE</th> </tr> <tr> <td colspan="2">htlb-pet-i</td> <td colspan="2">htlb-pet-i-2</td> <td>4</td> </tr> </table>	DESIGNED	APPROVED	DATE	SCALE(S)	SHEET	SS	SA	27.01.23	1 : 50	2 OF 2	REVIT FILE NAME		PAPER DRAWING ID		ISSUE	htlb-pet-i		htlb-pet-i-2		4
DESIGNED	APPROVED	DATE	SCALE(S)	SHEET																									
SS	SA	27.01.23	1 : 50	2 OF 2																									
REVIT FILE NAME		PAPER DRAWING ID		ISSUE																									
htlb-pet-i		htlb-pet-i-2		4																									