

iHFG Standard Components

Room Layout Sheet

Room Name **Medication Room, 10m²**

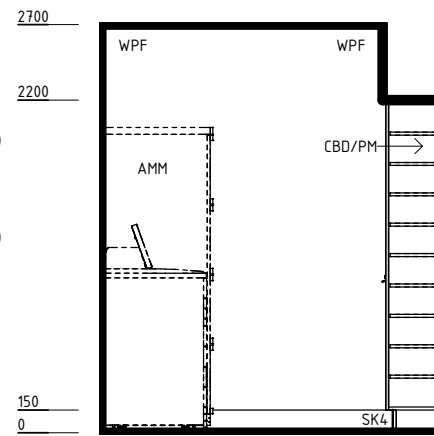
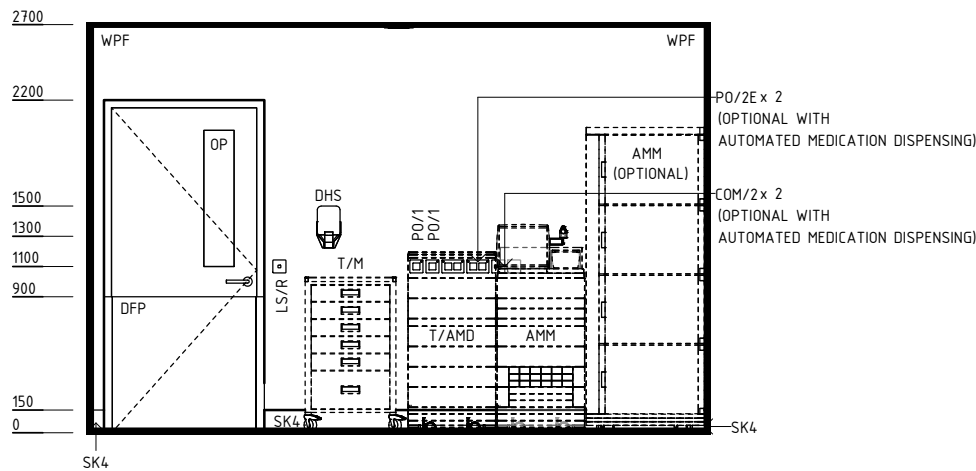
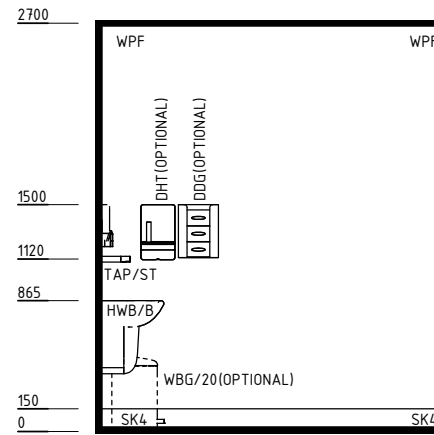
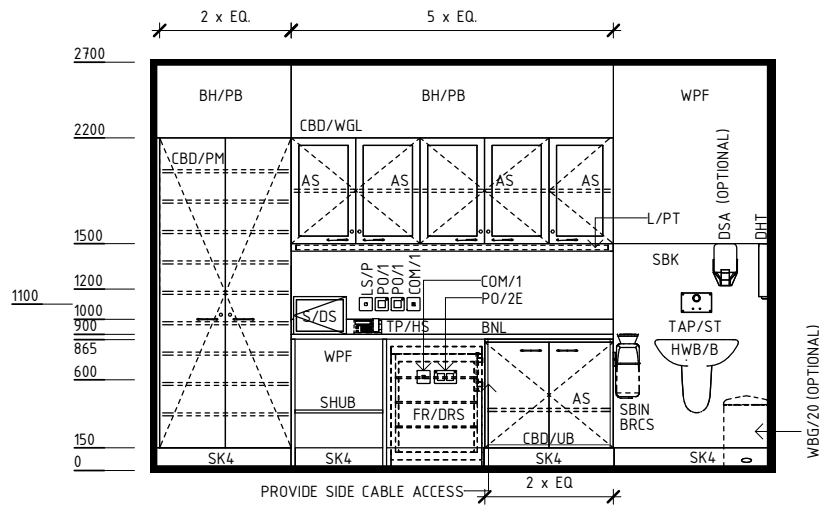
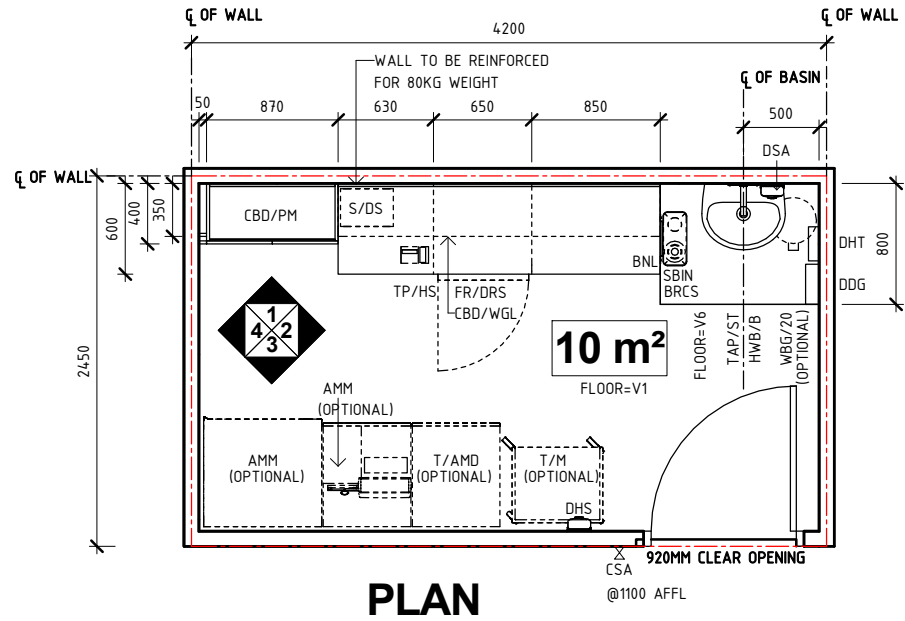
RLS Room Code

medr-10-i

RDS Room Code

medr-10-i

AMM	AUTOMATED MEDICATION MANAGEMENT DEVICE
AS	ADJUSTABLE SHELF
BH/PB	BULKHEAD - PLASTERBOARD, PAINT FINISH
BNL	BENCH - LAMINATE
BRCS	BRACKET - SHARPS
CBD/PM	CUPBOARD - PHARMACY MANAGEMENT SYSTEM, LOCKABLE
CBD/UB	CUPBOARD - UNDER BENCH
CBD/WGL	CUPBOARD - WALL MOUNTED, GLASS DOORS, LOCKABLE
COM/1	COMMUNICATION OUTLET - SINGLE
COM/2	COMMUNICATION OUTLET - DOUBLE
CSA	CARD ACCESS
DDG	DISPENSER - DISPOSABLE GLOVES
DFP	DOOR AND DOOR FRAME PROTECTION
DHS	DISPENSER - HAND SANITISER
DHT	DISPENSER - PAPER HAND TOWEL
DSA	DISPENSER - SOAP, ANTISEPTIC
FR/DRS	FRIDGE - DRUG, SMALL
HWB/B	HAND WASH BASIN - TYPE 'B'
L/PT	LIGHT - PELMET TASK LIGHT
LS/P	LIGHT SWITCH - PELMET TASK LIGHT
LS/R	LIGHT SWITCH - ROOM
OP	OBSERVATION PANEL
PO/1	POWER OUTLET - SINGLE
PO/2E	POWER OUTLET - EMERGENCY, DOUBLE
S/DS	SAFE - DANGEROUS DRUG, SMALL
SBIN	SHARPS BIN
SBK	SPLASHBACK
SHUB	SHELF - UNDER BENCH
SK4	FLOOR VINYL COVED SKIRTING
T/AMD	TROLLEY - AUTOMATED MEDICATION DISPENSING
T/M	TROLLEY - MEDICATION
TAP/ST	TAPWARE - SENSOR TAP
TP/HS	TELEPHONE - HANDSET, STANDARD
V1	VINYL FLOORING, STANDARD SLIP RESISTANT
V6	VINYL FLOORING, NON SLIP - TEXTURED
WBG/20	WASTE BIN - GENERAL, 20 LITRE
WPF	WALL PAINT FINISH



REV	DESCRIPTION	DATE	BY	REV	DESCRIPTION	DATE	BY	COMPATIBILITY
1	FIRST ISSUE	24.10.14	NB					
2	GENERAL REVISION	12.10.22	BV					



International Health Facility Guidelines at:
www.healthdesign.com.au/iHFG
 Editable version of Standard Components on
 Health Facility Briefing System (HFBS) at:
www.healthdesign.com.au/TAHPI



DESIGNED	APPROVED	DATE	SCALE(S)	SHEET
BV	RH	12.10.22	1 : 50	1 OF 2
REVIT FILE NAME		PAPER DRAWING ID		ISSUE
medr-10-i		medr-10-i-1		2

iHFG Standard Components

Room Layout Sheet

RLS Room Code

medr-10-i

Room Name

Medication Room, 10m²

RDS Room Code

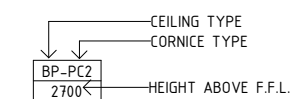
medr-10-i

GENERAL NOTES:

THIS DRAWING TO BE READ IN CONJUNCTION WITH R.D.S. (ROOM DATA SHEETS) WHICH TAKES PRECEDENCE.

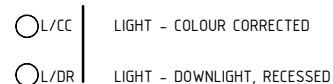
ALL SERVICES INDICATED ARE INDICATIVE AND SUBJECT TO DETAILED PROJECT SPECIFIC ENGINEERING DESIGN.

CEILING LEGEND:

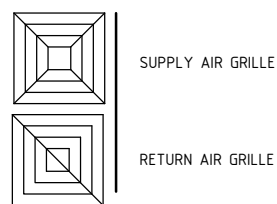


BH/PB BULKHEAD - PLASTERBOARD, PAINT FINISH
 PB-PC3 PLASTERBOARD FLUSH SET CEILING, PAINT FINISH WITH PLASTER BOARD SQUARE SET CORNICE
 --- GRID LINE

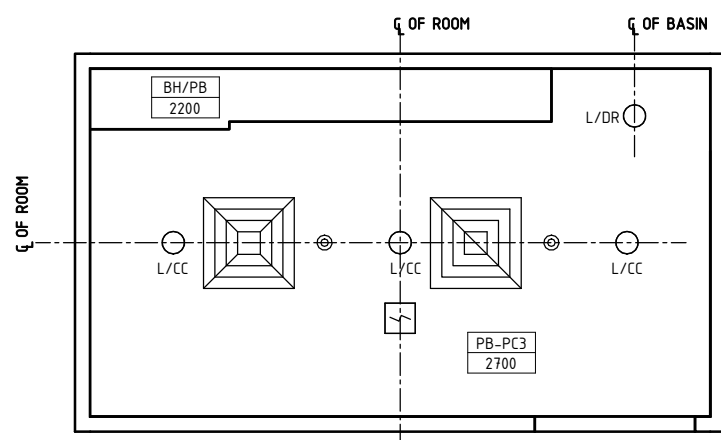
ELECTRICAL LEGEND:



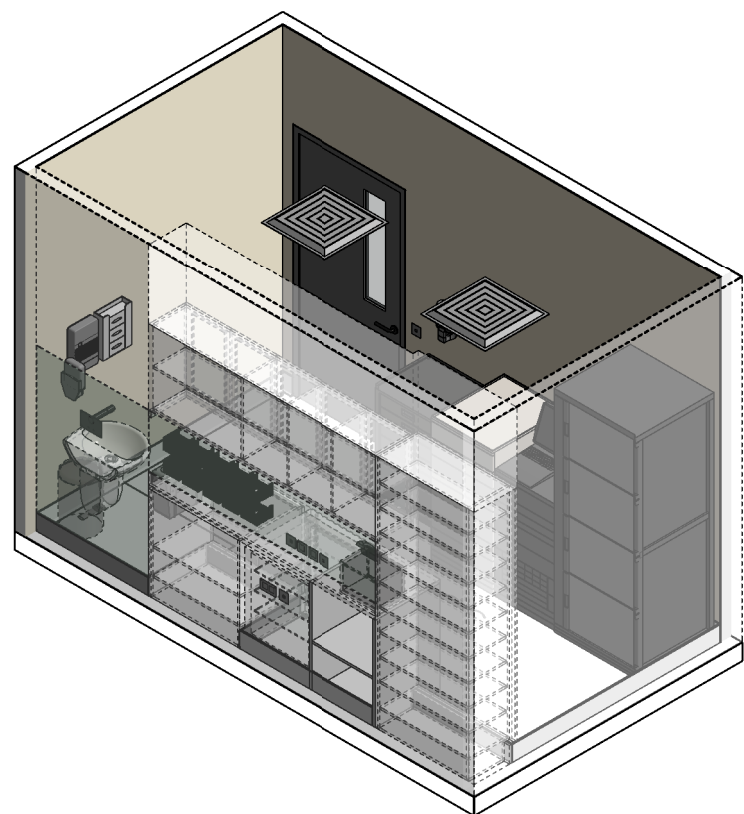
MECHANICAL LEGEND:



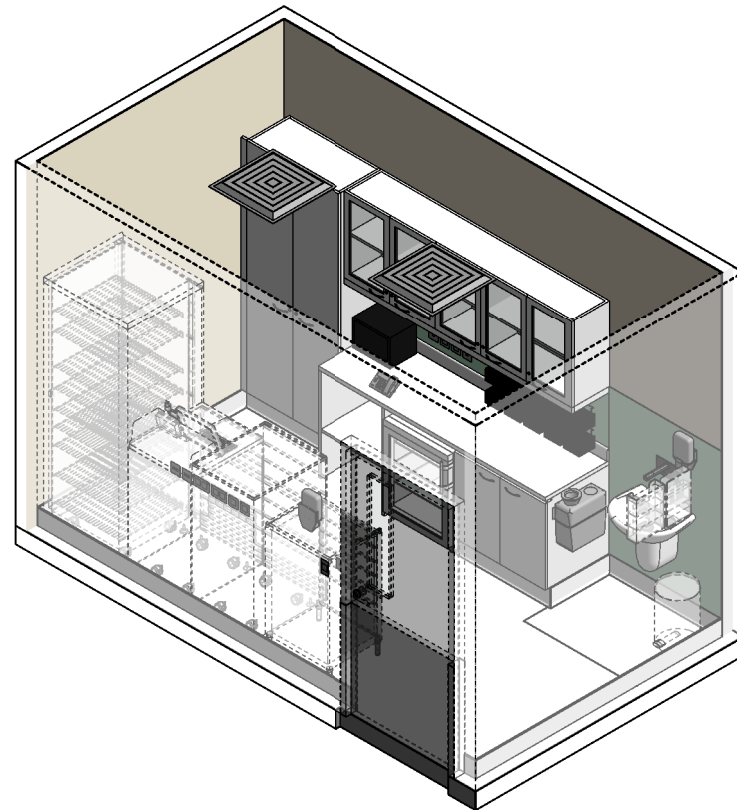
FIRE SERVICES LEGEND:



REFLECTED CEILING PLAN



ISOMETRIC VIEW 01



ISOMETRIC VIEW 02

REV	DESCRIPTION	DATE	BY	REV	DESCRIPTION	DATE	BY	COMPATIBILITY
1	FIRST ISSUE	24.10.14	NB					iHFG
2	GENERAL REVISION	12.10.22	BV					