

iHFG Standard Components

Room Layout Sheet

Room Name **Mould Room - Fitting**

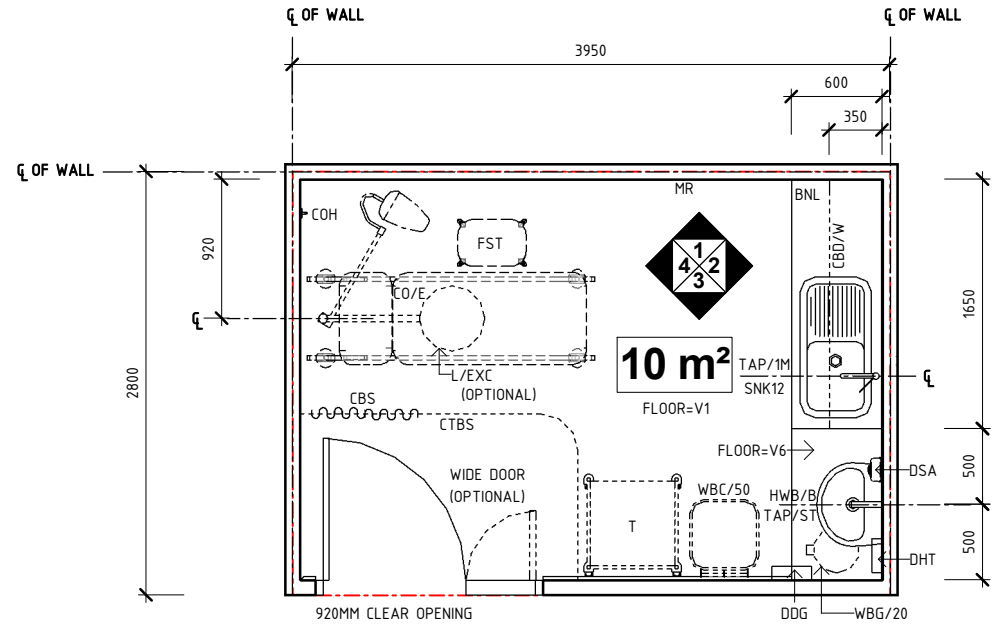
RLS Room Code

mld-ft-i

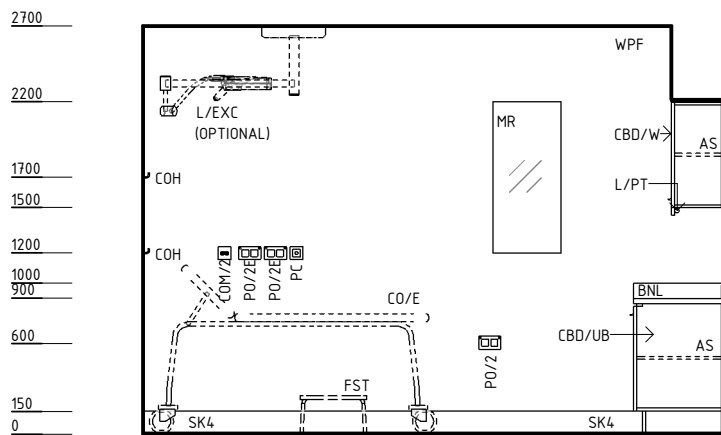
RDS Room Code

mld-ft-i

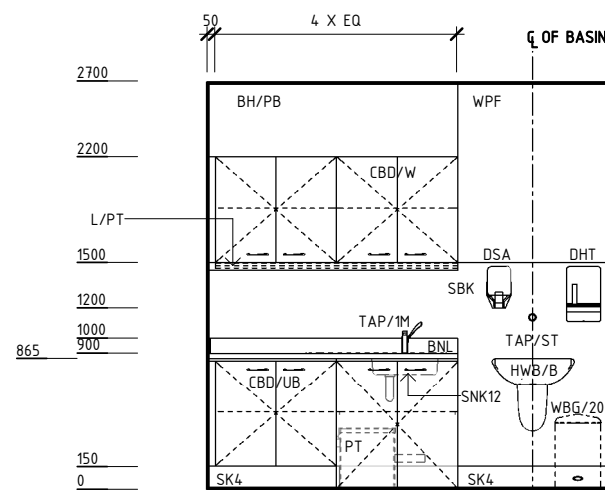
AS	ADJUSTABLE SHELF
BH/PB	BULKHEAD - PLASTERBOARD, PAINT FINISH
BNL	BENCH - LAMINATE
CBD/UB	CUPBOARD - UNDER BENCH
CBD/W	CUPBOARD - WALL MOUNTED
CBS	CURTAIN - BED SCREEN
CO/E	COUCH - EXAMINATION
COH	COAT HOOK
COM/2	COMMUNICATION OUTLET - DOUBLE
CTBS	CURTAIN TRACK - BED SCREEN
DDG	DISPENSER - DISPOSABLE GLOVES
DFP	DOOR AND DOOR FRAME PROTECTION
DHT	DISPENSER - PAPER HAND TOWEL
DSA	DISPENSER - SOAP, ANTISEPTIC
EC	EMERGENCY CALL
FST	FOOTSTOOL
HWB/B	HAND WASH BASIN - TYPE 'B'
L/EXC	LIGHT - EXAMINATION, CEILING MOUNTED
L/PT	LIGHT - PELMET TASK LIGHT
LS/R	LIGHT SWITCH - ROOM
MR	MIRROR
OP	OBSERVATION PANEL
PC	PATIENT CALL
PO/2	POWER OUTLET - DOUBLE
PO/2E	POWER OUTLET - EMERGENCY, DOUBLE
PO/C	POWER OUTLET - CLEANER'S
PT	PLASTER TRAP
SAC	STAFF ASSIST CALL
SBK	SPLASHBACK
SK4	FLOOR VINYL COVERED SKIRTING
SNK12	SINK WITH DRAINER - SINGLE
T	TROLLEY
TAP/1M	TAPWARE - SINGLE MIXER
TAP/ST	TAPWARE - SENSOR TAP
V1	VINYL FLOORING, STANDARD SLIP RESISTANT
V6	VINYL FLOORING, NON SLIP - TEXTURED
WBC/50	WASTE BIN - CLINICAL, 50 LITRE
WBG/20	WASTE BIN - GENERAL, 20 LITRE
WPF	WALL PAINT FINISH



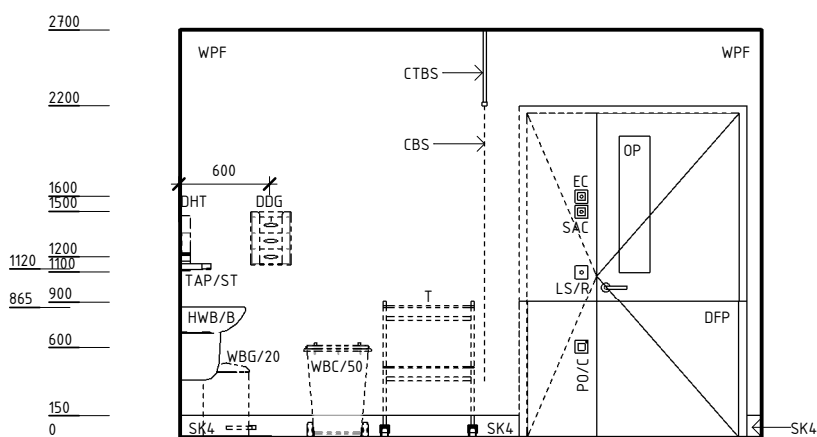
PLAN



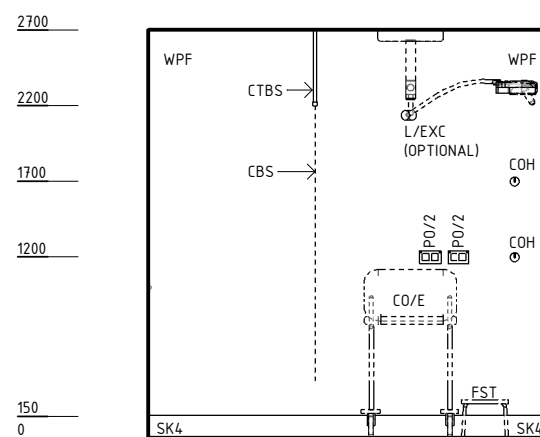
ELEVATION 1



ELEVATION 2



ELEVATION 3



ELEVATION 4

REV	DESCRIPTION	DATE	BY	REV	DESCRIPTION	DATE	BY	COMPATIBILITY
1	FIRST ISSUE	24.10.10	LL	4	GENERAL REVISION	31.08.22	RA	
2	GENERAL REVISION	30.08.11	ASD					
3	GENERAL REVISION	31.10.12	KC					

International Health Facility Guidelines	International Health Facility Guidelines at: www.healthdesign.com.au/iHFG Editable version of Standard Components on Health Facility Briefing System (HFBS) at: www.healthdesign.com.au ©TAHPI			DESIGNED	APPROVED	DATE	SCALE(S)	SHEET
	RA	RH		31.08.22	1 : 50	1 OF 2		
REVIT FILE NAME		PAPER DRAWING ID		ISSUE				
mld-ft-i		mld-ft-i-1		4				

This document is for advisory purpose only

iHFG Standard Components

Room Layout Sheet

Room Name **Mould Room - Fitting**

RLS Room Code

mld-ft-i

RDS Room Code

mld-ft-i

GENERAL NOTES:

THIS DRAWING TO BE READ IN CONJUNCTION WITH R.D.S. (ROOM DATA SHEETS) WHICH TAKES PRECEDENCE.

ALL SERVICES INDICATED ARE INDICATIVE AND SUBJECTED TO DETAILED PROJECT SPECIFIC ENGINEERING DESIGN.

CEILING LEGEND:

	CEILING TYPE
	CORNICE TYPE
	HEIGHT ABOVE F.F.L.
	ACT-PC4 ACOUSTIC CEILING TILES WITH SHADOW ANGLE, POWDERCOAT ALUMINIUM CORNICE
	BH/PB BULKHEAD - PLASTERBOARD, PAINT FINISH
	GRID LINE

ELECTRICAL LEGEND:

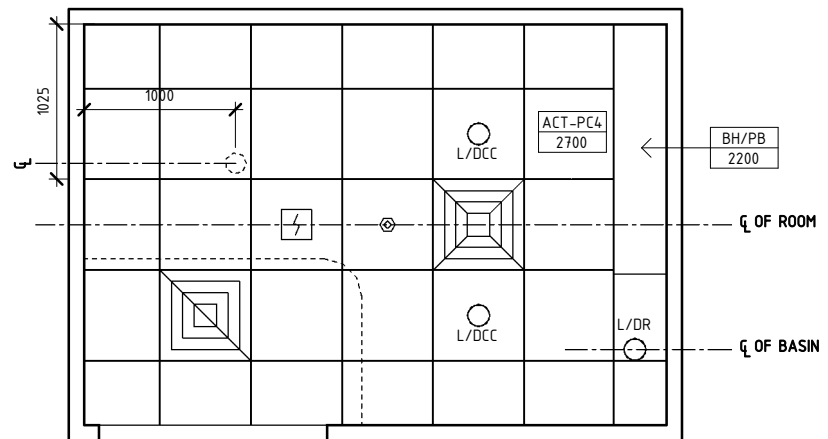
	L/DCC LIGHT - DOWNLIGHT, COLOUR CORRECTED
	L/DR LIGHT - DOWNLIGHT, RECESSED

MECHANICAL LEGEND:

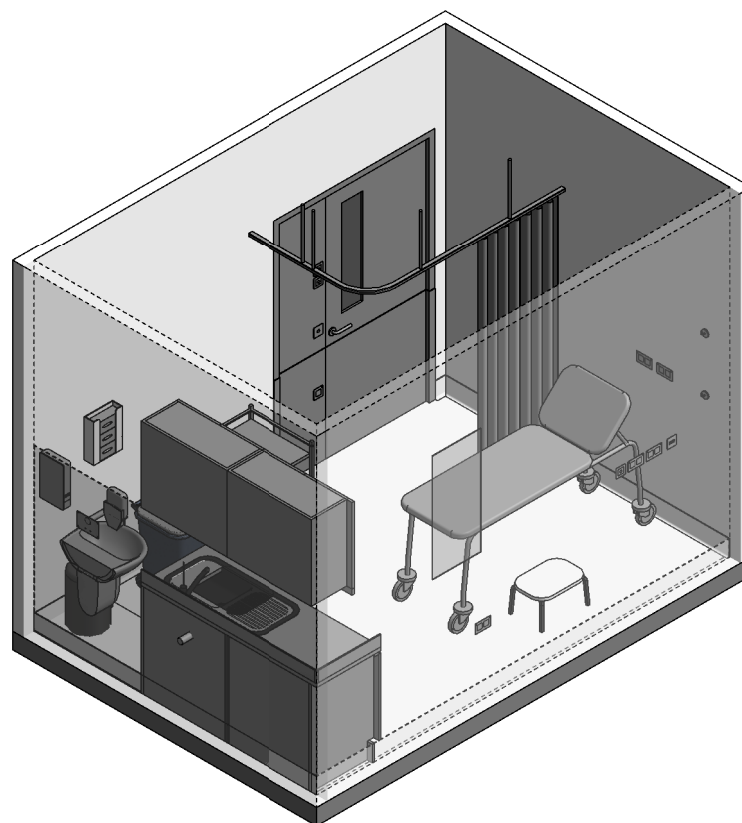
	SUPPLY AIR GRILLE
	RETURN AIR GRILLE

FIRE SERVICES LEGEND:

	SMOKE DETECTOR
	SPRINKLER



REFLECTED CEILING PLAN



ISOMETRIC VIEW 01

REV	DESCRIPTION	DATE	BY	REV	DESCRIPTION	DATE	BY	COMPATIBILITY																				
1	FIRST ISSUE	24.10.10	LL	4	GENERAL REVISION	31.08.22	RA																					
2	GENERAL REVISION	30.08.11	ASD																									
3	GENERAL REVISION	31.10.12	KC																									
								<table border="1"> <tr> <th>DESIGNED</th> <th>APPROVED</th> <th>DATE</th> <th>SCALE(S)</th> <th>SHEET</th> </tr> <tr> <td>RA</td> <td>RH</td> <td>31.08.22</td> <td>1 : 50</td> <td>2 OF 2</td> </tr> <tr> <th colspan="2">REVIT FILE NAME</th> <th colspan="2">PAPER DRAWING ID</th> <th>ISSUE</th> </tr> <tr> <td colspan="2">mld-ft-i</td> <td colspan="2">mld-ft-i-2</td> <td>4</td> </tr> </table>	DESIGNED	APPROVED	DATE	SCALE(S)	SHEET	RA	RH	31.08.22	1 : 50	2 OF 2	REVIT FILE NAME		PAPER DRAWING ID		ISSUE	mld-ft-i		mld-ft-i-2		4
DESIGNED	APPROVED	DATE	SCALE(S)	SHEET																								
RA	RH	31.08.22	1 : 50	2 OF 2																								
REVIT FILE NAME		PAPER DRAWING ID		ISSUE																								
mld-ft-i		mld-ft-i-2		4																								