

iHFG Standard Components

Room Layout Sheet

RLS Room Code

or-hy-vs-80-i

Room Name

Operating Room - Hybrid - Vascular/Cardiac, 80 m²

RDS Room Code

or-hy-vs-80-i

ANMM	ANAESTHETIC - MACHINE WITH ANAESTHETIC MONITOR	IM/USUCA	IMAGING - ULTRASOUND SCANNING UNIT,CARDIAC/ECHO	PU/SAM	PUMP - SUCTION, ASPIRATOR, MOBILE
AV	AUDIO VISUAL OUTLET	INJ/CMS	INJECTOR - CONTRAST MEDIA, SINGLE	PU/SAP	PUMP - SUCTION, ASPIRATOR, PORTABLE
AV/DC	AUDIO VISUAL OUTLET - DIRECT CONNECTION	INT	INTERCOM	R/LA	RACK - LEAD APRON
BH	BULKHEAD	IVS	IV STAND - MOBILE	RAG	RETURN AIR GRILLE
BLVI	BLIND - VENETIAN, INTEGRAL	KB	KICKBUCKET & STAND	S	SUCTION
BNR	BENCH - RESINATE	L/CCD	LIGHT - COLOUR CORRECTED, DIMMABLE	SA	SURGICAL AIR
BRCCM	BRACKET - CARDIAC MONITOR	L/LA	LIGHT - 'LASER IN USE'	SAC	STAFF ASSIST CALL
BS1	BOWL STAND - SINGLE	L/O2M	LIGHT - OPERATING, 2-ARM, 1 LIGHT / 1 MONITOR	SB	SUCTION BOTTLE
CARP	CARDIAC PROTECTED	L/O3CM2	LIGHT - OPERATING, 3-ARM, 1 LIGHT WITH CAMERA / 2 MONITORS	SBC	SUCTION BOTTLE CARRIER
CBT/BFW	CABINET - BLANKET/ FLUID WARMING	LIND/S	LINEN CARRIER - DIRTY, SINGLE	SC	SCAVENGE OUTLET
CBT/SER	CABINET - SERVER, OPERATING THEATRE INTEGRATION	MA	MEDICAL AIR	SK4	FLOOR VINYL COVERED SKIRTING
CBT/STO	CABINET - STORAGE, OPERATING THEATRE INSTRUMENT	MON/C	MONITOR - CARDIAC	SME	SMOKE EVACUATOR
CCTV	CAMERA, CLOSED CIRCUIT TELEVISION	MON/D	MONITOR - DISPLAY	ST/O	STOOL - OPERATING, MOBILE
CHR/A	CHAIR - ANAESTHETIST	MON/TS	MONITOR - TOUCH SCREEN	SUP/A	SUPPLY UNIT - ANAESTHETIC
CMP	COMPUTER	N2O	NITROUS OXIDE	SUP/S	SUPPLY UNIT - SURGICAL
COM/1	COMMUNICATION OUTLET - SINGLE	O2	OXYGEN	T/A	TROLLEY - ANAESTHETIC
COM/2	COMMUNICATION OUTLET - DOUBLE	OP/R	OBSERVATION PANEL - RADIATION SHIELDING	T/AMD	TROLLEY - AUTOMATED MEDICATION DISPENSING
COM/DC	COMMUNICATION OUTLET - DIRECT CONNECTION	OPC	ORDERLY/ PORTER CALL	T/G	TROLLEY - GOWNS
CONP/SR	CONTROL PANEL - SURGICAL, RECESSED	OTA/M	OPERATING TABLE - MOBILE, ELECTRIC	T/I	TROLLEY - INSTRUMENT
DCE	DIRECT CONNECTION - EMERGENCY POWER SUPPLY	PC2	PLASTERBOARD CORNICE, FLUSHED COVERED	T/R	TROLLEY - RESUSCITATION, ADULT
DCU/1	DIRECT CONNECTION - UNINTERRUPTED POWER SUPPLY, SINGLE	PO/1-32A	POWER OUTLET - SINGLE, 32 AMPS	TA/DC	TOOL AIR - DIRECT CONNECTION
DDG	DISPENSER - DISPOSABLE GLOVES	PO/1I	ISOLATED POWER SUPPLY - SINGLE	TB/MY	TABLE - MAYO
DFP	DOOR AND DOOR FRAME PROTECTION	PO/2E	POWER OUTLET - EMERGENCY, DOUBLE	TP/HH	TELEPHONE - HANDSET, HANDSFREE
DFR	DEFIBRILLATOR	PO/2U	UNINTERRUPTED POWER SUPPLY - DOUBLE	V1	VINYL FLOORING, STANDARD SLIP RESISTANT
EC	EMERGENCY CALL	PO/C	POWER OUTLET - CLEANER'S	WP/A	WAVE PAD ACCESS
ESU	ELECTRO SURGICAL UNIT	PTZ	PAN-TILT-ZOOM CAMERA	WP/SSP	WALL PANEL, SS, PREFINISHED, POWDER COATED OR APPROVED ALTERNATIVE
HHU	HYPO-HYPERHERMIA UNIT	PU/IN1	PUMP - INFUSION, SINGLE	XR-L	X-RAY IN USE' LIGHT
iGL	INTELLIGENT GLASS OR APPROVED ALTERNATE	PU/IR	PUMP - INFUSION, RAPID		
IM/ACU	IMAGING - ANGIOGRAPHY, CARDIAC IMAGING UNIT	PU/S	PUMP - SYRINGE		

SUPPLY UNIT - ANAESTHETIC (SUP/A)

2 x AV
2 x COM/2
1 x O2
2 x N2O
1 x MA
1 x S
2 x SC
1 x EC
1 x SAC
1 x OPC (OPTIONAL)
10 x PO/1I
1 x DCE
1 x TA/DC (FOR SUPPLY UNIT BRAKES)

SUPPLY UNIT - PERFUSIONIST (SUP/P)

2 x AV
2 x COM/2
2 x O2
2 x MA
2 x S
1 x CO2 (OPTIONAL)
10 x PO/1I
1 x DCE
1 x TA/DC (FOR SUPPLY UNIT BRAKES)

SUPPLY UNIT - SURGICAL (SUP/S)

4 x AV
4 x COM/2
1 x O2
1 x MA
1 x S
2 x SA (FOR DRILLS)
10 x PO/1I
1 x DCE
1 x TA/DC (FOR SUPPLY UNIT BRAKES)

L/O2M (IN CEILING OUTLETS)

1 x AV (MON/D)
1 x COM/2 (MON/D)
1 x DCU/1
1 x PO/2U (MON/D)

L/O3CM2 (IN CEILING OUTLETS)

2 x AV (MON/D & MON/TS)
2 x COM/2 (MON/D & MON/TS)
1 x DCU/1
2 x PO/2U (MON/D & MON/TS)
1 x COM/DC (IN LIGHT CAMERA)

CONP/SR

1 x DCU/1
1 x COM/DC

MON/D 55" (BOTH)

2 x AV (1 PER MONITOR)
2 x COM/2 (1 PER MONITOR)
2 x PO/2U (1 PER MONITOR)

MON/TS (WALL MOUNTED FULLY RECESSED)

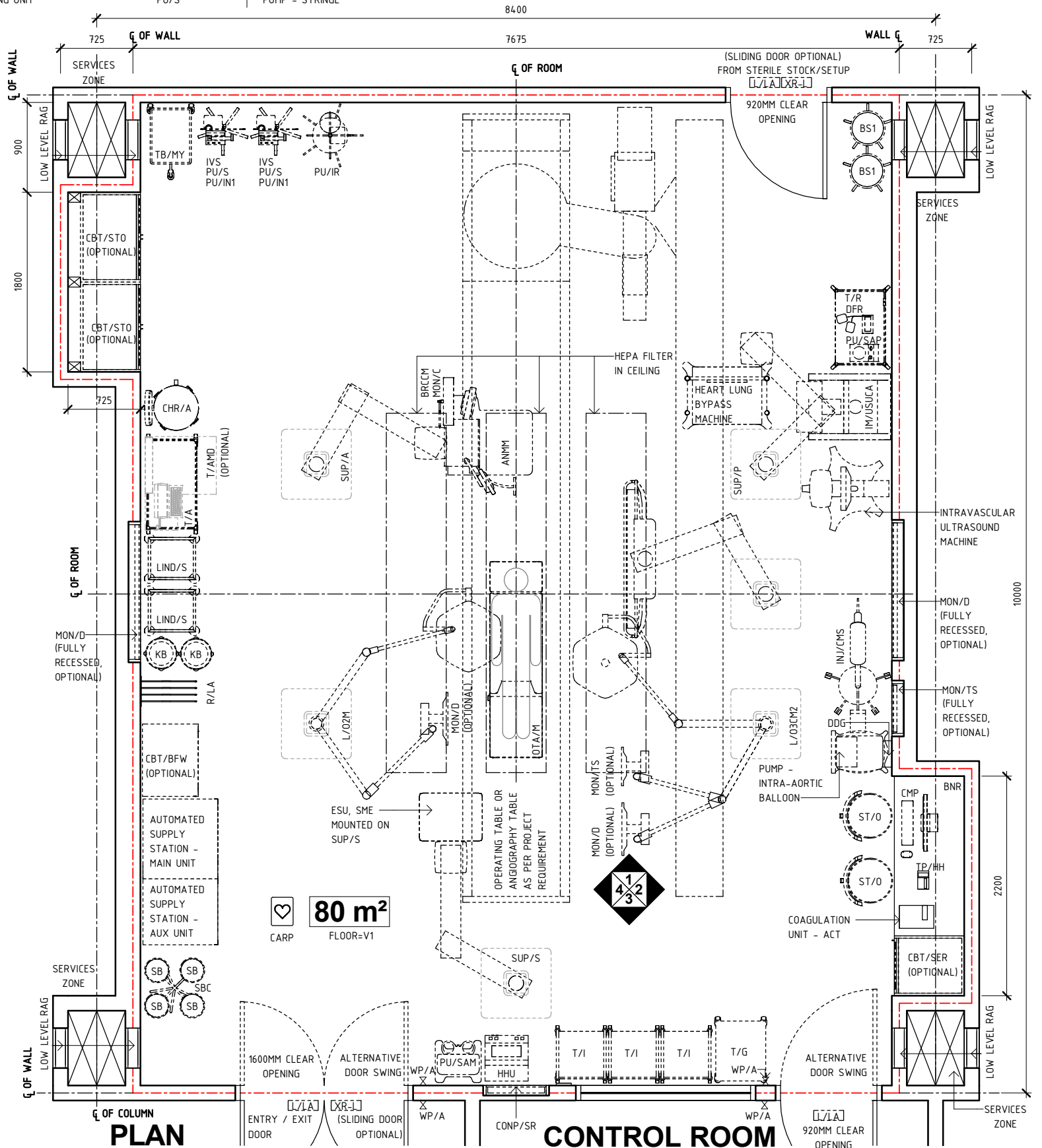
1 x AV
1 x COM/2
1 x PO/2U

PTZ, OPTIONAL (IN CEILING OUTLETS)

1 x COM/DC
1 x DCU/1

NOTE:
RADIATION SHIELDING REQUIREMENTS TO BE PROVIDED BY A QUALIFIED RADIATION SHIELDING CONSULTANT

NOTE:
NUMBER OF REQUIRED SERVICES PER PENDANT TO BE ADJUSTED TO MEET PROJECT REQUIREMENTS BUT NOT TO BE LESS THAN THE NUMBERS SHOWN HERE.



PLAN

CONTROL ROOM

REV	DESCRIPTION	DATE	BY	REV	DESCRIPTION	DATE	BY	COMPATIBILITY
1	FIRST ISSUE	17.11.23	JJ					iHFG

iHFG Standard Components

Room Layout Sheet

RLS Room Code

or-hy-vs-80-i

Room Name **Operating Room - Hybrid - Vascular/Cardiac, 80m2**

RDS Room Code

or-hy-vs-80-i

ANMM	ANAESTHETIC - MACHINE WITH ANAESTHETIC MONITOR
AV	AUDIO VISUAL OUTLET
AV/DC	AUDIO VISUAL OUTLET - DIRECT CONNECTION
BH	BULKHEAD
BLVI	BLIND - VENETIAN, INTEGRAL
BNR	BENCH - RESINATE
BRCCM	BRACKET - CARDIAC MONITOR
BS1	BOWL STAND - SINGLE
CARP	CARDIAC PROTECTED
CBT/BFW	CABINET - BLANKET/ FLUID WARMING
CBT/SER	CABINET - SERVER, OPERATING THEATRE INTEGRATION
CBT/STO	CABINET - STORAGE, OPERATING THEATRE INSTRUMENT
CCTV	CAMERA, CLOSED CIRCUIT TELEVISION
CHR/A	CHAIR - ANAESTHETIST
COMP	COMPUTER
COM/1	COMMUNICATION OUTLET - SINGLE
COM/2	COMMUNICATION OUTLET - DOUBLE
COM/DC	COMMUNICATION OUTLET - DIRECT CONNECTION
CONP/SR	CONTROL PANEL - SURGICAL, RECESSED
DCE	DIRECT CONNECTION - EMERGENCY POWER SUPPLY
DCU/1	DIRECT CONNECTION - UNINTERRUPTED POWER SUPPLY, SINGLE
DDG	DISPENSER - DISPOSABLE GLOVES
DFP	DOOR AND DOOR FRAME PROTECTION
DFR	DEFIBRILLATOR
EC	EMERGENCY CALL
ESU	ELECTRO SURGICAL UNIT
HHU	HYPOTHYERMIA UNIT
iGL	INTELLIGENT GLASS OR APPROVED ALTERNATE
IM/ACU	IMAGING - ANGIOGRAPHY, CARDIAC IMAGING UNIT

IM/USUCA	IMAGING - ULTRASOUND SCANNING UNIT,CARDIAC/ECHO
INJ/CMS	INJECTOR - CONTRAST MEDIA, SINGLE
INT	INTERCOM
IVS	IV STAND - MOBILE
KB	KICKBUCKET & STAND
L/CCD	LIGHT - COLOUR CORRECTED, DIMMABLE
L/LA	LIGHT - 'LASER IN USE'
L/O2M	LIGHT - OPERATING, 2-ARM, 1 LIGHT / 1 MONITOR
L/O3CM2	LIGHT - OPERATING, 3-ARM, 1 LIGHT WITH CAMERA / 2 MONITORS
LIND/S	LINEN CARRIER - DIRTY, SINGLE
MA	MEDICAL AIR
MON/C	MONITOR - CARDIAC
MON/D	MONITOR - DISPLAY
MON/TS	MONITOR - TOUCH SCREEN
N2O	NITROUS OXIDE
O2	OXYGEN
OP/R	OBSERVATION PANEL - RADIATION SHIELDING
OPC	ORDERLY/ PORTER CALL
OTA/M	OPERATING TABLE - MOBILE, ELECTRIC
PC2	PLASTERBOARD CORNICE, FLUSHED COVERED
PO/1-32A	POWER OUTLET - SINGLE, 32 AMPS
PO/1I	ISOLATED POWER SUPPLY - SINGLE
PO/2E	POWER OUTLET - EMERGENCY, DOUBLE
PO/2U	UNINTERRUPTED POWER SUPPLY - DOUBLE
PO/C	POWER OUTLET - CLEANER'S
PTZ	PAN-TILT-ZOOM CAMERA
PU/IN1	PUMP - INFUSION, SINGLE
PU/IR	PUMP - INFUSION, RAPID
PU/S	PUMP - SYRINGE

PU/SAM	PUMP - SUCTION, ASPIRATOR, MOBILE
PU/SAP	PUMP - SUCTION, ASPIRATOR, PORTABLE
R/LA	RACK - LEAD APRON
RAG	RETURN AIR GRILLE
S	SUCTION
SA	SURGICAL AIR
SAC	STAFF ASSIST CALL
SB	SUCTION BOTTLE
SBC	SUCTION BOTTLE CARRIER
SC	SCAVENGE OUTLET
SK4	FLOOR VINYL COVERED SKIRTING
SME	SMOKE EVACUATOR
ST/O	STOOL - OPERATING, MOBILE
SUP/A	SUPPLY UNIT - ANAESTHETIC
SUP/S	SUPPLY UNIT - SURGICAL
T/A	TROLLEY - ANAESTHETIC
T/AMD	TROLLEY - AUTOMATED MEDICATION DISPENSING
T/G	TROLLEY - GOWNS
T/I	TROLLEY - INSTRUMENT
T/R	TROLLEY - RESUSCITATION, ADULT
TA/DC	TOOL AIR - DIRECT CONNECTION
TB/MY	TABLE - MAYO
TP/HH	TELEPHONE - HANDSET, HANDSFREE
V1	VINYL FLOORING, STANDARD SLIP RESISTANT
WP/A	WAVE PAD ACCESS
WP/SSP	WALL PANEL, SS, PREFINISHED, POWDER COATED OR APPROVED ALTERNATIVE
XR-L	X-RAY IN USE' LIGHT

SUPPLY UNIT - ANAESTHETIC (SUP/A)	2 x AV 2 x COM/2 1 x O2 2 x N2O 1 x MA 1 x S 2 x SC 1 x EC 1 x SAC 1 x OPC (OPTIONAL) 10 x PO/1I 1 x DCE 1 x TA/DC (FOR SUPPLY UNIT BRAKES)
-----------------------------------	---

SUPPLY UNIT - PERFUSIONIST (SUP/P)	2 x AV 2 x COM/2 2 x O2 2 x MA 2 x S 1 x CO2 (OPTIONAL) 10 x PO/1I 1 x DCE 1 x TA/DC (FOR SUPPLY UNIT BRAKES)
------------------------------------	---

SUPPLY UNIT - SURGICAL (SUP/S)	4 x AV 4 x COM/2 1 x O2 1 x MA 1 x S 2 x SA (FOR DRILLS) 10 x PO/1I 1 x DCE 1 x TA/DC (FOR SUPPLY UNIT BRAKES)
--------------------------------	--

L/O2M (IN CEILING OUTLETS)	1 x AV (MON/D) 1 x COM/2 (MON/D) 1 x DCU/1 1 x PO/2U (MON/D)
----------------------------	---

L/O3CM2 (IN CEILING OUTLETS)	2 x AV (MON/D & MON/TS) 2 x COM/2 (MON/D & MON/TS) 1 x DCU/1 2 x PO/2U (MON/D & MON/TS) 1 x COM/DC (IN LIGHT CAMERA)
------------------------------	--

CONP/SR	1 x DCU/1 1 x COM/DC
---------	-------------------------

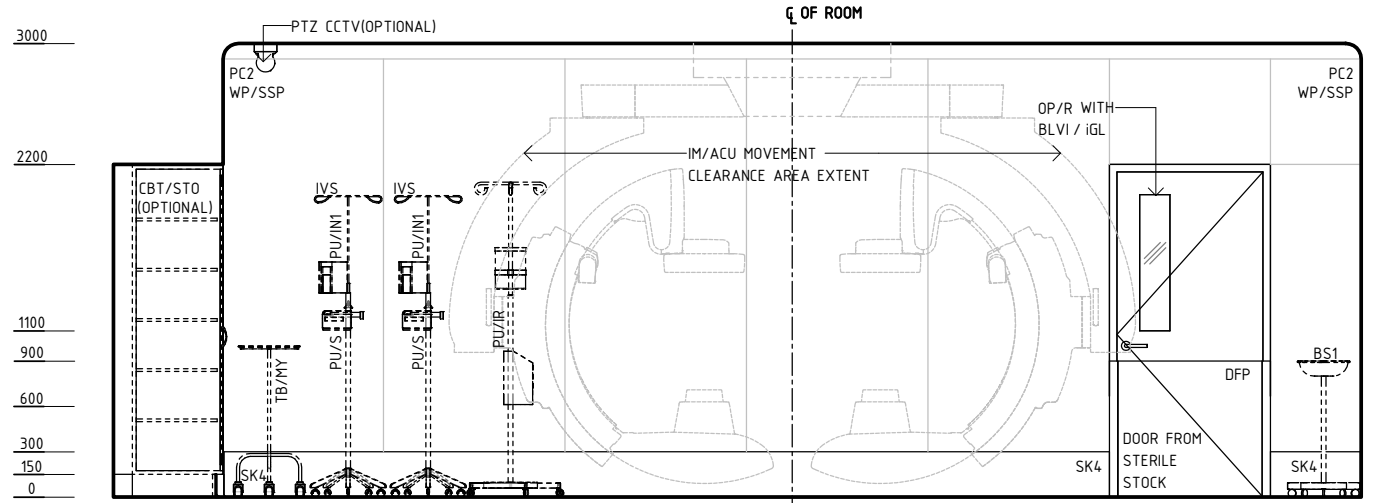
MON/D 55" (BOTH)	2 x AV (1 PER MONITOR) 2 x COM/2 (1 PER MONITOR) 2 x PO/2U (1 PER MONITOR)
------------------	--

MON/TS (WALL MOUNTED FULLY RECESSED)	1 x AV 1 x COM/2 1 x PO/2U
--------------------------------------	----------------------------------

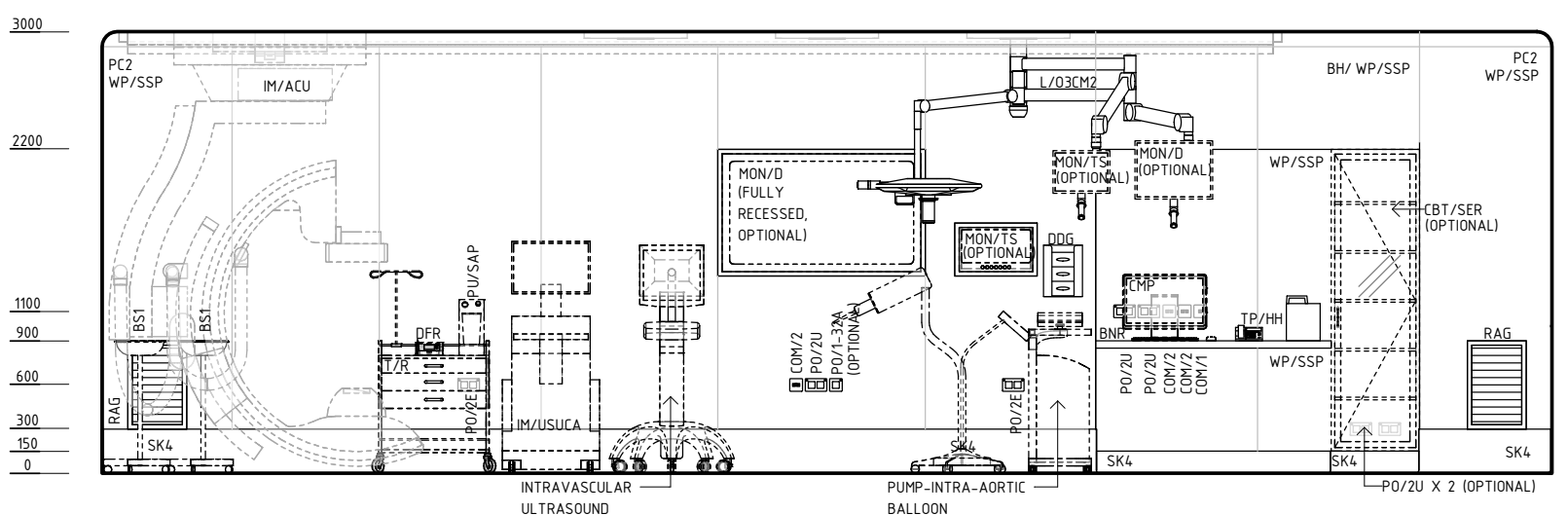
PTZ, OPTIONAL (IN CEILING OUTLETS)	1 x COM/DC 1 x DCU/1
------------------------------------	-------------------------

NOTE:
RADIATION SHIELDING REQUIREMENTS TO BE PROVIDED BY A QUALIFIED RADIATION SHIELDING CONSULTANT

NOTE:
NUMBER OF REQUIRED SERVICES PER PENDANT TO BE ADJUSTED TO MEET PROJECT REQUIREMENTS BUT NOT TO BE LESS THAN THE NUMBERS SHOWN HERE.



ELEVATION 1



ELEVATION 2

REV	DESCRIPTION	DATE	BY	REV	DESCRIPTION	DATE	BY	COMPATIBILITY																				
1	FIRST ISSUE	17.11.23	JJ					iHFG																				
								<table border="1"> <tr> <th>DESIGNED</th> <th>APPROVED</th> <th>DATE</th> <th>SCALE(S)</th> <th>SHEET</th> </tr> <tr> <td>JJ</td> <td>RH</td> <td>17.11.23</td> <td>1 : 50</td> <td>2 OF 6</td> </tr> <tr> <th>REVIT FILE NAME</th> <th>PAPER DRAWING ID</th> <th colspan="3">ISSUE</th> </tr> <tr> <td>or-hy-vs-80-i</td> <td>or-hy-vs-80-i-2</td> <td colspan="3">1</td> </tr> </table>	DESIGNED	APPROVED	DATE	SCALE(S)	SHEET	JJ	RH	17.11.23	1 : 50	2 OF 6	REVIT FILE NAME	PAPER DRAWING ID	ISSUE			or-hy-vs-80-i	or-hy-vs-80-i-2	1		
DESIGNED	APPROVED	DATE	SCALE(S)	SHEET																								
JJ	RH	17.11.23	1 : 50	2 OF 6																								
REVIT FILE NAME	PAPER DRAWING ID	ISSUE																										
or-hy-vs-80-i	or-hy-vs-80-i-2	1																										

iHFG Standard Components

Room Layout Sheet

RLS Room Code

or-hy-vs-80-i

Room Name

Operating Room - Hybrid - Vascular/Cardiac, 80 m2

RDS Room Code

or-hy-vs-80-i

ANMM	ANAESTHETIC - MACHINE WITH ANAESTHETIC MONITOR
AV	AUDIO VISUAL OUTLET
AV/DC	AUDIO VISUAL OUTLET - DIRECT CONNECTION
BH	BULKHEAD
BLVI	BLIND - VENETIAN, INTEGRAL
BNR	BENCH - RESINATE
BRCCM	BRACKET - CARDIAC MONITOR
BS1	BOWL STAND - SINGLE
CARP	CARDIAC PROTECTED
CBT/BFW	CABINET - BLANKET/ FLUID WARMING
CBT/SER	CABINET - SERVER, OPERATING THEATRE INTEGRATION
CBT/STO	CABINET - STORAGE, OPERATING THEATRE INSTRUMENT
CCTV	CAMERA, CLOSED CIRCUIT TELEVISION
CHR/A	CHAIR - ANAESTHETIST
COMP	COMPUTER
COM/1	COMMUNICATION OUTLET - SINGLE
COM/2	COMMUNICATION OUTLET - DOUBLE
COM/DC	COMMUNICATION OUTLET - DIRECT CONNECTION
CONP/SR	CONTROL PANEL - SURGICAL, RECESSED
DCE	DIRECT CONNECTION - EMERGENCY POWER SUPPLY
DCU/1	DIRECT CONNECTION - UNINTERRUPTED POWER SUPPLY, SINGLE
DDG	DISPENSER - DISPOSABLE GLOVES
DFP	DOOR AND DOOR FRAME PROTECTION
DFR	DEFIBRILLATOR
EC	EMERGENCY CALL
ESU	ELECTRO SURGICAL UNIT
HHU	HYP0-HYPERThERMIa UNIT
iGL	INTELLIGENT GLASS OR APPROVED ALTERNATE
IM/ACU	IMAGING - ANGIOGRAPHY, CARDIAC IMAGING UNIT

IM/USUCA	IMAGING - ULTRASOUND SCANNING UNIT,CARDIAC/ECHO
INJ/CMS	INJECTOR - CONTRAST MEDIA, SINGLE
INT	INTERCOM
IVS	IV STAND - MOBILE
KB	KICKBUCKET & STAND
L/CCD	LIGHT - COLOUR CORRECTED, DIMMABLE
L/LA	LIGHT - 'LASER IN USE'
L/O2M	LIGHT - OPERATING, 2-ARM, 1 LIGHT / 1 MONITOR
L/O3CM2	LIGHT - OPERATING, 3-ARM, 1 LIGHT WITH CAMERA / 2 MONITORS
LIND/S	LINEN CARRIER - DIRTY, SINGLE
MA	MEDICAL AIR
MON/C	MONITOR - CARDIAC
MON/D	MONITOR - DISPLAY
MON/TS	MONITOR - TOUCH SCREEN
N20	NITROUS OXIDE
O2	OXYGEN
OP/R	OBSERVATION PANEL - RADIATION SHIELDING
OPC	ORDERLY/ PORTER CALL
OTA/M	OPERATING TABLE - MOBILE, ELECTRIC
PC2	PLASTERBOARD CORNICE, FLUSHED COVERED
PO/1-32A	POWER OUTLET - SINGLE, 32 AMPS
PO/1I	ISOLATED POWER SUPPLY - SINGLE
PO/2E	POWER OUTLET - EMERGENCY, DOUBLE
PO/2U	UNINTERRUPTED POWER SUPPLY - DOUBLE
PO/C	POWER OUTLET - CLEANER'S
PTZ	PAN-TILT-ZOOM CAMERA
PU/IN1	PUMP - INFUSION, SINGLE
PU/IR	PUMP - INFUSION, RAPID
PU/S	PUMP - SYRINGE

PU/SAM	PUMP - SUCTION, ASPIRATOR, MOBILE
PU/SAP	PUMP - SUCTION, ASPIRATOR, PORTABLE
R/LA	RACK - LEAD APRON
RAG	RETURN AIR GRILLE
S	SUCTION
SA	SURGICAL AIR
SAC	STAFF ASSIST CALL
SB	SUCTION BOTTLE
SBC	SUCTION BOTTLE CARRIER
SC	SCAVENGE OUTLET
SK4	FLOOR VINYL COVERED SKIRTING
SME	SMOKE EVACUATOR
ST/O	STOOL - OPERATING, MOBILE
SUP/A	SUPPLY UNIT - ANAESTHETIC
SUP/S	SUPPLY UNIT - SURGICAL
T/A	TROLLEY - ANAESTHETIC
T/AMD	TROLLEY - AUTOMATED MEDICATION DISPENSING
T/G	TROLLEY - GOWNS
T/I	TROLLEY - INSTRUMENT
T/R	TROLLEY - RESUSCITATION, ADULT
TA/DC	TOOL AIR - DIRECT CONNECTION
TB/MY	TABLE - MAYO
TP/HH	TELEPHONE - HANDSET, HANDSFREE
V1	VINYL FLOORING, STANDARD SLIP RESISTANT
WP/A	WAVE PAD ACCESS
WP/SSP	WALL PANEL, SS, PREFINISHED, POWDER COATED OR APPROVED ALTERNATIVE
XR-L	X-RAY IN USE' LIGHT

SUPPLY UNIT - ANAESTHETIC (SUP/A)	2 x AV 2 x COM/2 1 x O2 2 x N20 1 x MA 1 x S 2 x SC 1 x EC 1 x SAC 1 x OPC (OPTIONAL) 10 x PO/1I 1 x DCE 1 x TA/DC (FOR SUPPLY UNIT BRAKES)
-----------------------------------	---

SUPPLY UNIT - PERFUSIONIST (SUP/P)	2 x AV 2 x COM/2 2 x O2 2 x MA 2 x S 1 x CO2 (OPTIONAL) 10 x PO/1I 1 x DCE 1 x TA/DC (FOR SUPPLY UNIT BRAKES)
------------------------------------	---

SUPPLY UNIT - SURGICAL (SUP/S)	4 x AV 4 x COM/2 1 x O2 1 x MA 1 x S 2 x SA (FOR DRILLS) 10 x PO/1I 1 x DCE 1 x TA/DC (FOR SUPPLY UNIT BRAKES)
--------------------------------	--

L/O2M (IN CEILING OUTLETS)	1 x AV (MON/D) 1 x COM/2 (MON/D) 1 x DCU/1 1 x PO/2U (MON/D)
----------------------------	---

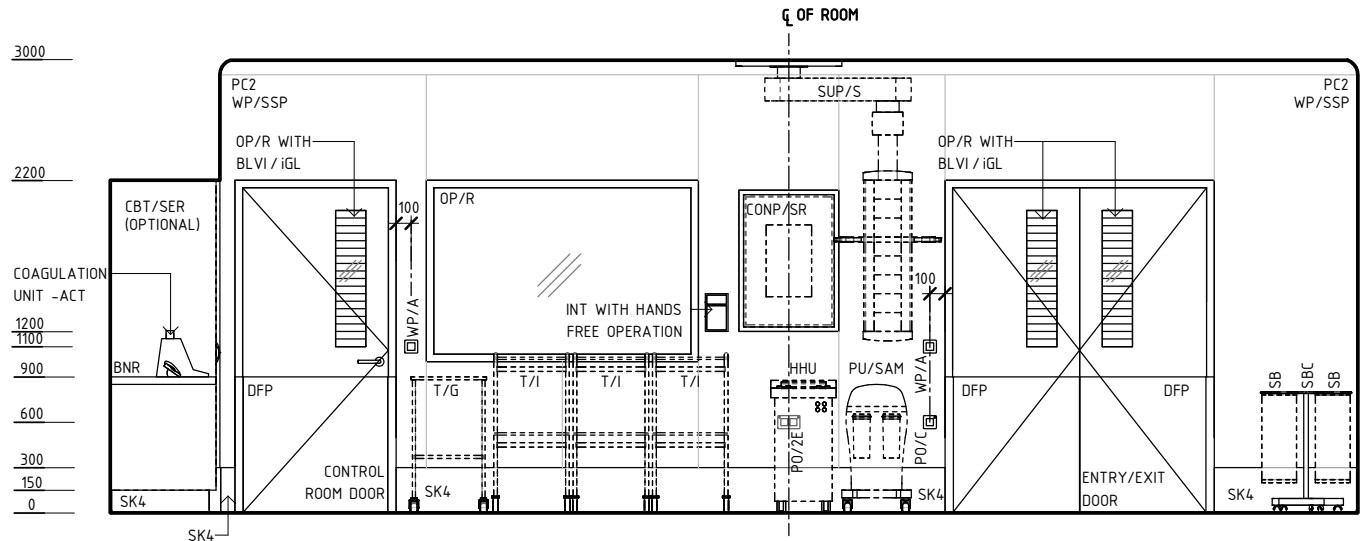
L/O3CM2 (IN CEILING OUTLETS)	2 x AV (MON/D & MON/TS) 2 x COM/2 (MON/D & MON/TS) 1 x DCU/1 2 x PO/2U (MON/D & MON/TS) 1 x COM/DC (IN LIGHT CAMERA)
------------------------------	--

CONP/SR	1 x DCU/1 1 x COM/DC
---------	-------------------------

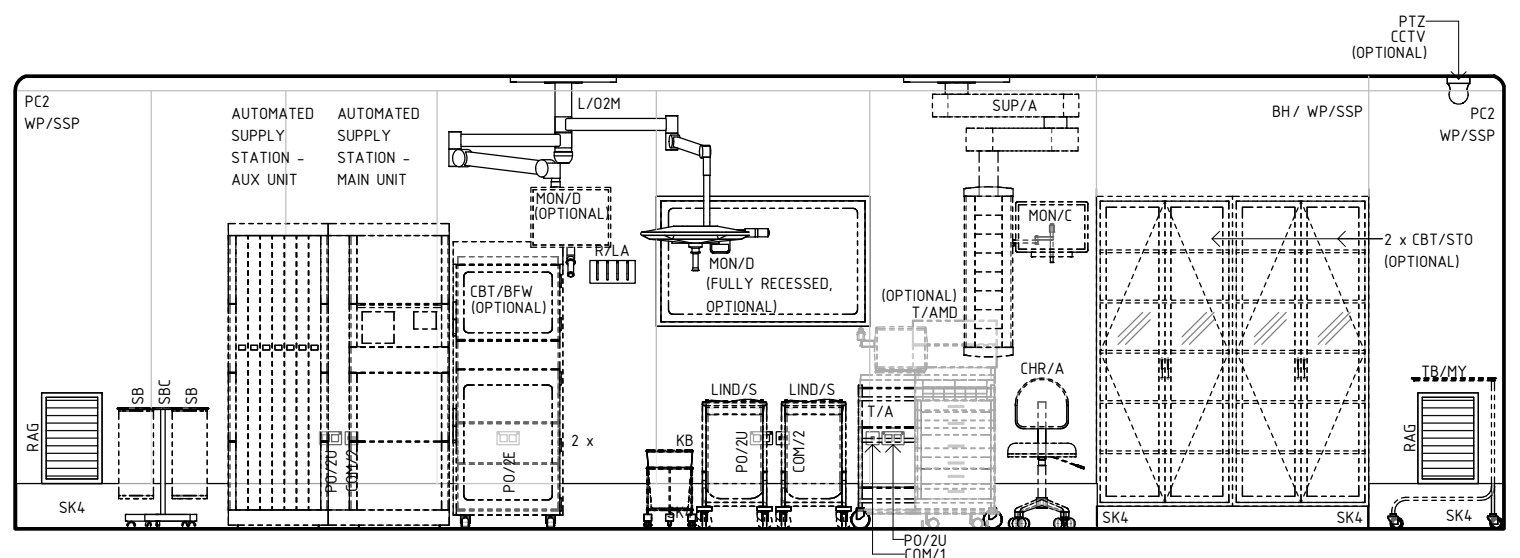
MON/D 55" (BOTH)	2 x AV (1 PER MONITOR) 2 x COM/2 (1 PER MONITOR) 2 x PO/2U (1 PER MONITOR)
------------------	--

MON/TS (WALL MOUNTED FULLY RECESSED)	1 x AV 1 x COM/2 1 x PO/2U
--------------------------------------	----------------------------------

PTZ, OPTIONAL (IN CEILING OUTLETS)	1 x COM/DC 1 x DCU/1
------------------------------------	-------------------------



ELEVATION 3



ELEVATION 4

NOTE:
RADIATION SHIELDING REQUIREMENTS TO BE PROVIDED BY A QUALIFIED RADIATION SHIELDING CONSULTANT

NOTE:
NUMBER OF REQUIRED SERVICES PER PENDANT TO BE ADJUSTED TO MEET PROJECT REQUIREMENTS BUT NOT TO BE LESS THAN THE NUMBERS SHOWN HERE.

REV	DESCRIPTION	DATE	BY	REV	DESCRIPTION	DATE	BY	COMPATIBILITY
1	FIRST ISSUE	17.11.23	JJ					iHFG



International Health Facility Guidelines at:
www.healthdesign.com.au/iHFG
Editable version of Standard Components on Health Facility Briefing System (HFBS) at:
www.healthdesign.com.au @TAHPI



DESIGNED	APPROVED	DATE	SCALE(S)	SHEET
JJ	RH	17.11.23	1 : 50	3 OF 6
REVIT FILE NAME		PAPER DRAWING ID		ISSUE
or-hy-vs-80-i		or-hy-vs-80-i-3		1

iHFG Standard Components

Room Layout Sheet

RLS Room Code

or-hy-vs-80-i

Room Name **Operating Room - Hybrid - Vascular/Cardiac, 80 m2**

RDS Room Code

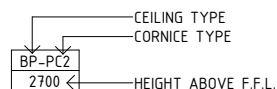
or-hy-vs-80-i

GENERAL NOTES:

THIS DRAWING TO BE READ IN CONJUNCTION WITH R.D.S. (ROOM DATA SHEETS) WHICH TAKES PRECEDENCE.

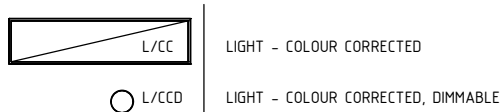
ALL SERVICES INDICATED ARE INDICATIVE AND SUBJECT TO DETAILED PROJECT SPECIFIC ENGINEERING DESIGN.

CEILING LEGEND:

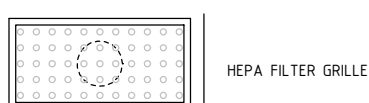


- BH/PBSR | BULKHEAD PLASTERBOARD, SCRUB RESISTANT PAINT FINISH
- PBSR-PC2 | PLASTERBOARD FLUSH SET CEILING, SCRUB RESISTANT PAINT FINISH WITH PLASTERBOARD CORNICHE, FLUSHED COVERED
- | GRID LINE

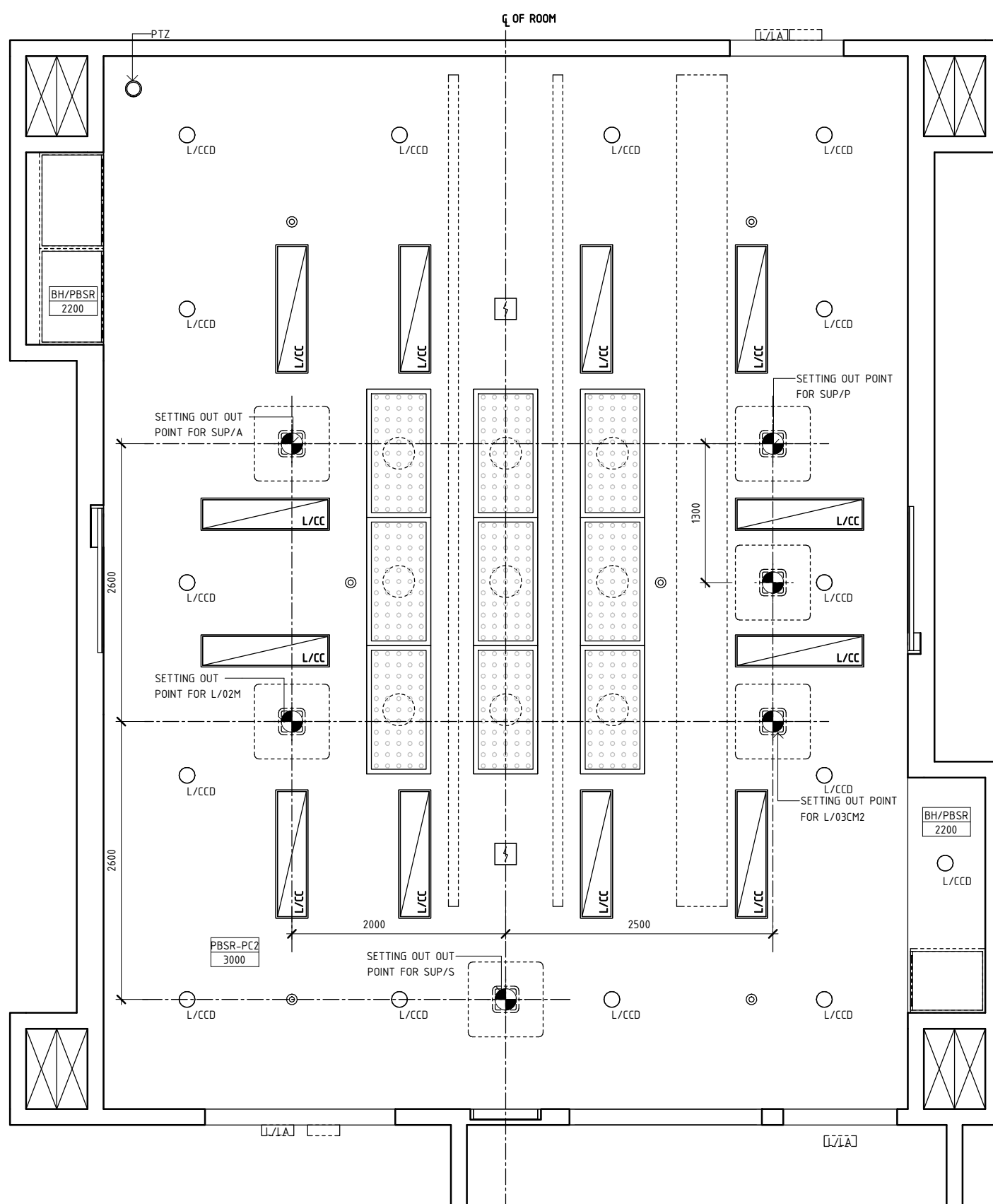
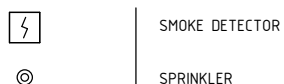
ELECTRICAL LEGEND:



MECHANICAL LEGEND:



FIRE SERVICES LEGEND:



REFLECTED CEILING PLAN

REV	DESCRIPTION	DATE	BY	REV	DESCRIPTION	DATE	BY	COMPATIBILITY
1	FIRST ISSUE	17.11.23	JJ					iHFG



International Health Facility Guidelines at:
www.healthdesign.com.au/iHFG
 Editable version of Standard Components on
 Health Facility Briefing System (HFBS) at:
www.healthdesign.com.au@TAHPI



DESIGNED	APPROVED	DATE	SCALE(S)	SHEET
JJ	RH	17.11.23	1 : 50	4 OF 6
REVIT FILE NAME		PAPER DRAWING ID		ISSUE
or-hy-vs-80-i		or-hy-vs-80-i-4		1

This document is for advisory purpose only

iHFG Standard Components

Room Layout Sheet

RLS Room Code

or-hy-vs-80-i

RDS Room Code

or-hy-vs-80-i

Room Name

Operating Room - Hybrid - Vascular/Cardiac, 80 m2



ISOMETRIC VIEW 1

REV	DESCRIPTION	DATE	BY	REV	DESCRIPTION	DATE	BY	COMPATIBILITY
1	FIRST ISSUE	17.11.23	JJ					iHFG

DESIGNED	APPROVED	DATE	SCALE(S)	SHEET
JJ	RH	17.11.23		5 OF 6
REVIT FILE NAME		PAPER DRAWING ID		ISSUE
or-hy-vs-80-i		or-hy-vs-80-i-5		1

iHFG Standard Components

Room Layout Sheet

Room Name

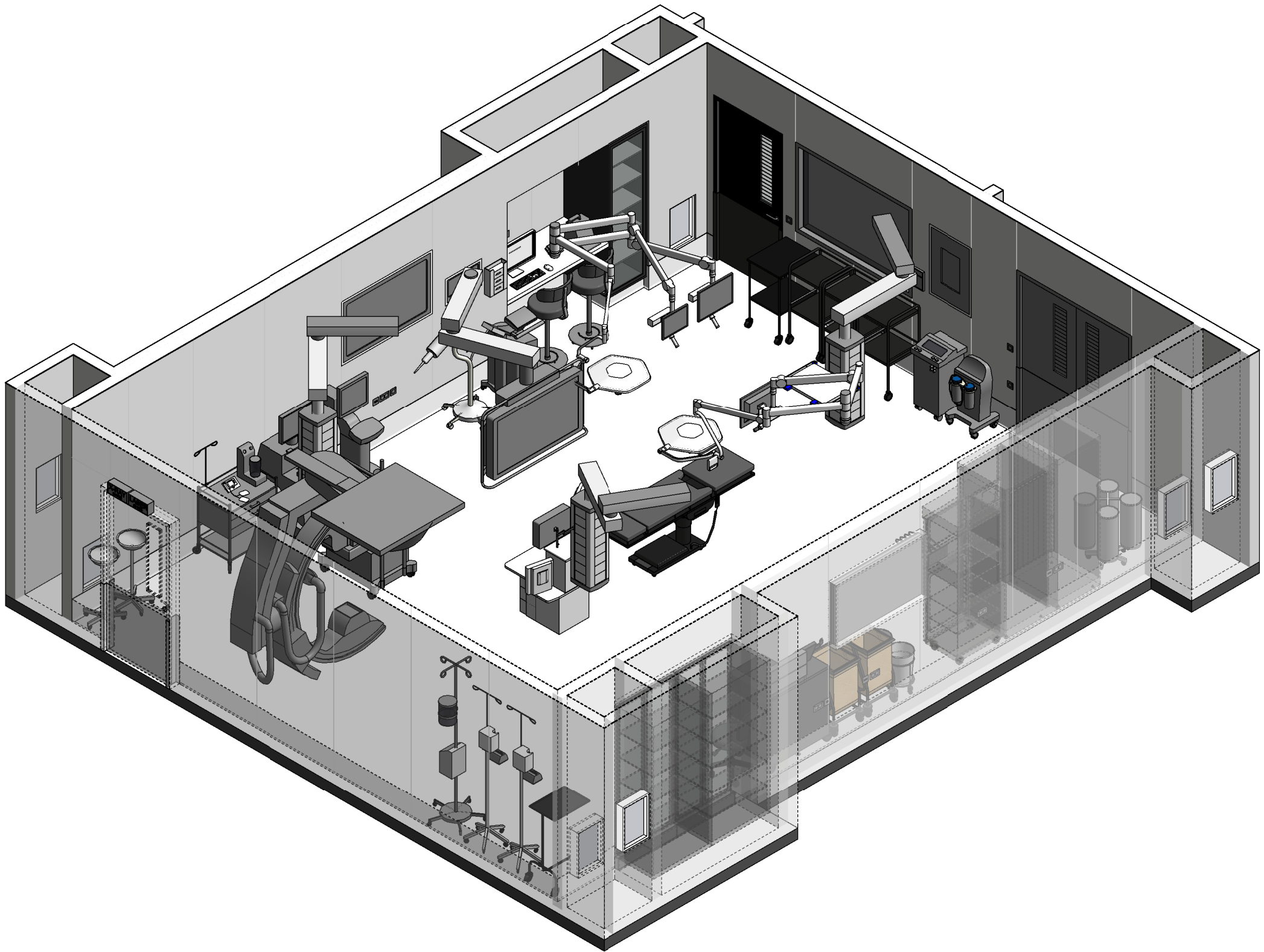
Operating Room - Hybrid - Vascular/Cardiac, 80 m2

RLS Room Code

or-hy-vs-80-i

RDS Room Code

or-hy-vs-80-i



ISOMETRIC VIEW 2

REV	DESCRIPTION	DATE	BY	REV	DESCRIPTION	DATE	BY	COMPATIBILITY																				
1	FIRST ISSUE	17.11.23	JJ					iHFG																				
								<table border="1"> <thead> <tr> <th>DESIGNED</th> <th>APPROVED</th> <th>DATE</th> <th>SCALE(S)</th> <th>SHEET</th> </tr> </thead> <tbody> <tr> <td>JJ</td> <td>RH</td> <td>17.11.23</td> <td></td> <td>6 OF 6</td> </tr> <tr> <td colspan="2">REVIT FILE NAME</td> <td colspan="2">PAPER DRAWING ID</td> <td>ISSUE</td> </tr> <tr> <td colspan="2">or-hy-vs-80-i</td> <td colspan="2">or-hy-vs-80-i-6</td> <td>1</td> </tr> </tbody> </table>	DESIGNED	APPROVED	DATE	SCALE(S)	SHEET	JJ	RH	17.11.23		6 OF 6	REVIT FILE NAME		PAPER DRAWING ID		ISSUE	or-hy-vs-80-i		or-hy-vs-80-i-6		1
DESIGNED	APPROVED	DATE	SCALE(S)	SHEET																								
JJ	RH	17.11.23		6 OF 6																								
REVIT FILE NAME		PAPER DRAWING ID		ISSUE																								
or-hy-vs-80-i		or-hy-vs-80-i-6		1																								