

# iHFG Standard Components

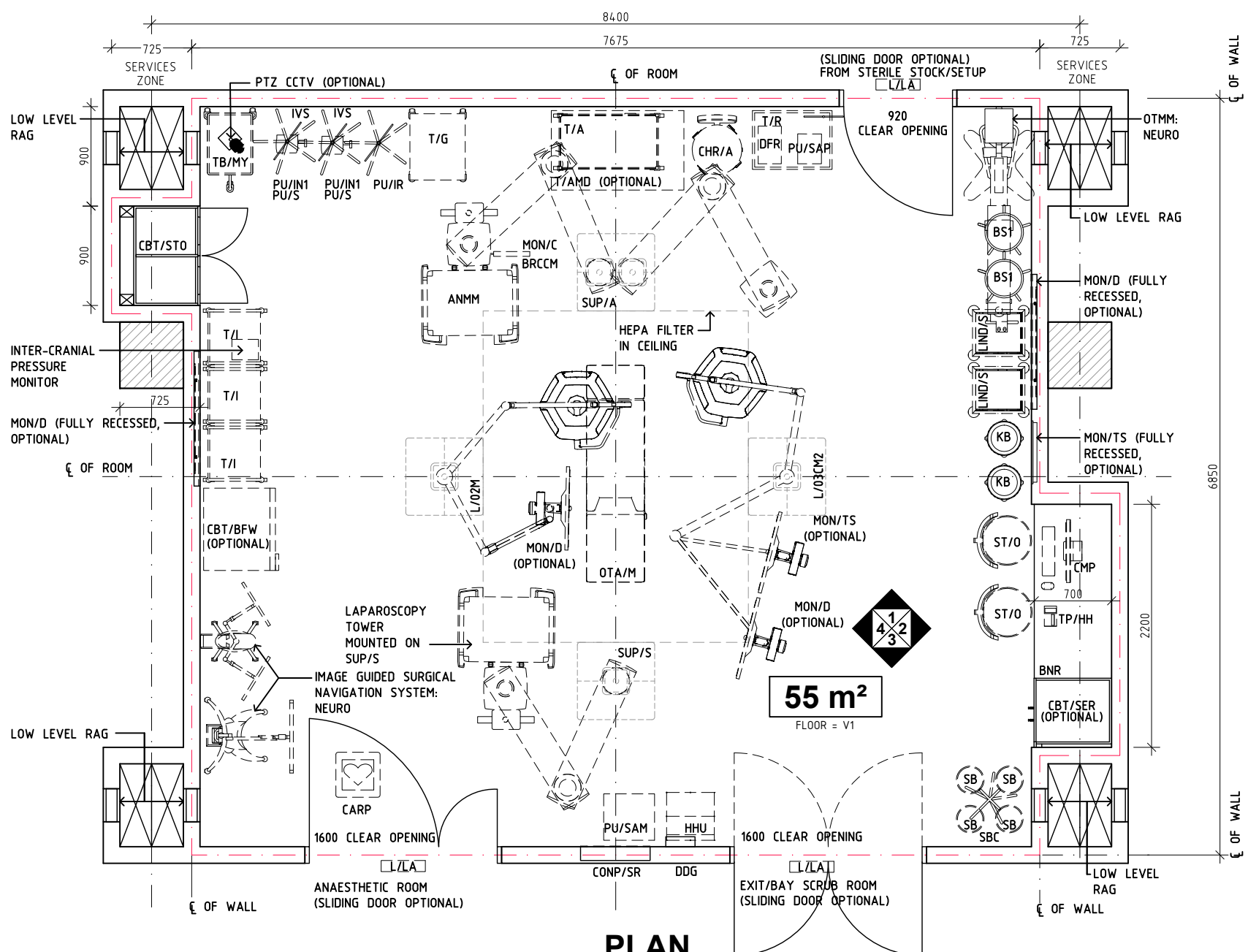
Room Layout Sheet

Room Name	<b>Operating Room - Neurosurgery</b>	RLS Room Code	or-neuro-i
		RDS Room Code	or-neuro-i

ANMM	ANAESTHETIC MACHINE WITH ANAESTHETIC MONITOR	PU/IR	PUMP - INFUSION, RAPID		
AV	AUDIO VISUAL OUTLET	PU/S	PUMP - SYRINGE	SUPPLY UNIT - SURGICAL (SUP/S)	4 x AV
AV/DC	AUDIO VISUAL OUTLET - DIRECT CONNECTION	PU/SAM	PUMP - SUCTION, ASPIRATOR - MOBILE		4 x COM/2
BH	BULKHEAD	PU/SAP	PUMP - SUCTION, ASPIRATOR - PORTABLE		2 x O2
BNR	BENCH - RESINATE	RAG	RETURN AIR GRILLE		1 x MA
BRCCM	BRACKET - CARDIAC MONITOR	S	SUCTION		2 x SA (FOR DRILLS)
BS1	BOWL STAND - SINGLE	SA	SURGICAL AIR		2 x S
CARP	CARDIAC PROTECTED	SAC	STAFF ASSIST CALL		1 x CO2 (OPTIONAL)
CBT/BFW	CABINET - BLANKET/FLUID WARMING	SB	SUCTION BOTTLE		12 x PO/1I
CBT/STO	CABINET - STORAGE, OPERATING THEATRE INSTRUMENT	SBC	SUCTION BOTTLE CARRIER		1 x DCE
CBT/SER	CABINET - SERVER, OPERATING THEATRE INTEGRATION	SC	SCAVENGE OUTLET		1 x TA/DC (FOR BRAKE OF SUPPLY UNIT)
CHR/A	CHAIR - ANAESTHETIST	SK4	FLOOR VINYL COVED SKIRTING		
CMP	COMPUTER	ST/O	STOOL - OPERATING, MOBILE	L/02M (IN CEILING OUTLETS)	1 x AV (MON/D)
COM/1	COMMUNICATION OUTLET - SINGLE	SUP/A	SUPPLY UNIT - ANAESTHETIC		1 x COM/2 (MON/D)
COM/2	COMMUNICATION OUTLET - DOUBLE	SUP/S	SUPPLY UNIT - SURGICAL		1 x DC/1U
COM/DC	COMMUNICATION OUTLET - DIRECT CONNECTION	T/A	TROLLEY - ANAESTHETIC		1 x PO/2U (MON/D)
CONP/SR	CONTROL PANEL - SURGICAL, RECESSED	T/AMD	TROLLEY - AUTOMATED MEDICATION DISPENSING, ANAESTHESIA	CONP/SR	1 x DC/1U
DCE	DIRECT CONNECTION - EMERGENCY POWER SUPPLY	T/G	TROLLEY - GOWNS		1 x COM/DC
DC/1U	DIRECT CONNECTION - UNINTERRUPTED POWER SUPPLY - SINGLE	T/I	TROLLEY - INSTRUMENTS		
DDG	DISPENSER - DISPOSABLE GLOVE	T/R	TROLLEY - RESUSCITATION, ADULT	L/03CM2 (IN CEILING OUTLETS)	2 x AV (MON/TS & MON/D)
DFP	DOOR AND FRAME PROTECTION	TA/DC	TOOL AIR - DIRECT CONNECTION		2 x COM/2 (1 PER MONITOR)
DFR	DEFIBRILLATOR	TB/MY	TABLE MAYO		1 x DC/1U
EC	EMERGENCY CALL	TP/HH	TELEPHONE - HANDSET, HANDSFREE		2 x PO/2U (MON/TS & MON/D)
HHU	HYPO - HYPERTHERMIA UNIT	V1	VINYL FLOORING, STANDARD SLIP RESISTANT		1 x COM/DC (IN LIGHT CAMERA)
IVS	IV STAND: MOBILE	WPFSR	WALL PAINT FINISH, SCRUB RESISTANT		
KB	KICKBUCKET & STAND				
L/02M	LIGHT OPERATING, 2-ARM, 1 LIGHT / 1 MONITOR				
L/03CM2	LIGHT OPERATING, 3-ARM, 1 LIGHT WITH CAMERA/ 2 MONITORS				
L/LA	LIGHT - 'LASER IN USE'	OR INTEGRATION SYSTEM PARTS		MON/D 55" (BOTH)	2 x AV (1 PER MONITOR)
LIND/S	LINEN CARRIER - DIRTY, SINGLE	MON/D	MONITOR - DISPLAY		2 x COM/2 (1 PER MONITOR)
MA	MEDICAL AIR	MON/TS	MONITOR - TOUCH SCREEN		2 x PO/2U (1 PER MONITOR)
MON/C	MONITOR - CARDIAC	PTZ CCTV	PAN-TILT-ZOOM CAMERA, CLOSED CIRCUIT TELEVISION		
N2O	NITROUS OXIDE			MON/TS (WALL MOUNTED, FULLY RECESSED)	1 x AV
O2	OXYGEN	SUPPLY UNIT - ANAESTHETIC (SUP/A)	4 x AV (2 PER ARM)		1 x COM/2
O2F	OXYGEN FLOWMETER		4 x COM/2 (2 PER ARM)		1 x PO/2U
OPC	ORDERLY/ PORTER CALL		2 x O2 (1 PER ARM)		
OPS/R	OBSERVATION PANEL W/ SLIDING PANEL - RADIATION SHIELDING		2 x N2O (1 PER ARM)	PTZ CCTV, OPTIONAL (IN CEILING OUTLETS)	1 x COM/DC
OTA/M	OPERATING TABLE - MOBILE, ELECTRIC		1 x MA		1 x DC/1U
OTMM	OPERATING MICROSCOPE, MOBILE		2 x S (1 PER ARM)		
PC2	PLASTERBOARD CORNICE, FLUSH COVERED		2 x SC (1 PER ARM)		
PO/1-32A	POWER OUTLET - SINGLE, 32 AMPS		1 x EC		
PO/1I	ISOLATED POWER SUPPLY - SINGLE		1 x SAC		
PO/2E	POWER OUTLET - EMERGENCY, DOUBLE		1 x OPC (OPTIONAL)		
PO/2U	UNINTERRUPTED POWER OUTLET - DOUBLE		12 x PO/1I (6 PER ARM)		
PO/C	POWER OUTLET - CLEANER'S		1 x DCE		
PU/IN1	PUMP - INFUSION, SINGLE		1 x TA/DC (FOR BRAKE OF SUPPLY UNIT)		

NOTE: RADIATION SHIELDING REQUIREMENTS TO BE PROVIDED BY A QUALIFIED RADIATION SHIELDING CONSULTANT

NOTE: NUMBER OF REQUIRED SERVICES PER PENDANT TO BE ADJUSTED TO MEET PROJECT REQUIREMENTS BUT NOT TO BE LESS THAN THE NUMBERS SHOWN HERE.



**PLAN**

REV	DESCRIPTION	DATE	BY	REV	DESCRIPTION	DATE	BY	COMPATIBILITY
1	FIRST ISSUE	23.02.23	AK					iHFG

DESIGNED	APPROVED	DATE	SCALE(S)	SHEET
AK	RH	23.02.23	1:50 in A3	1 OF 3
CAD FILE NAME	PAPER DRAWING ID	ISSUE		
or-neuro-i	or-neuro-i-1	1		

# iHFG Standard Components

Room Layout Sheet

Room Name **Operating Room - Neurosurgery**

RLS Room Code

or-neuro-i

RDS Room Code

or-neuro-i

ANMM	ANAESTHETIC MACHINE WITH ANAESTHETIC MONITOR	
AV	AUDIO VISUAL OUTLET	
AV/DC	AUDIO VISUAL OUTLET - DIRECT CONNECTION	3000
BH	BULKHEAD	
BNR	BENCH - RESINATE	
BRCCM	BRACKET - CARDIAC MONITOR	
BS1	BOWL STAND - SINGLE	2200
CARP	CARDIAC PROTECTED	
CBT/BFW	CABINET - BLANKET/FLUID WARMING	
CBT/STO	CABINET - STORAGE, OPERATING THEATRE INSTRUMENT	
CBT/SER	CABINET - SERVER, OPERATING THEATRE INTEGRATION	1200
CHR/A	CHAIR - ANAESTHETIST	
CMP	COMPUTER	
COM/1	COMMUNICATION OUTLET - SINGLE	
COM/2	COMMUNICATION OUTLET - DOUBLE	
COM/DC	COMMUNICATION OUTLET - DIRECT CONNECTION	900
CONP/SR	CONTROL PANEL - SURGICAL, RECESSED	
DCE	DIRECT CONNECTION - EMERGENCY POWER SUPPLY	3000
DC/1U	DIRECT CONNECTION - UNINTERRUPTED POWER SUPPLY - SINGLE	1500
DDG	DISPENSER - DISPOSABLE GLOVE	
DFP	DOOR AND FRAME PROTECTION	300
DFR	DEFIBRILLATOR	150
EC	EMERGENCY CALL	0
HHU	HYPO - HYPERTHERMIA UNIT	
IVS	IV STAND: MOBILE	
KB	KICKBUCKET & STAND	
L/02M	LIGHT OPERATING, 2-ARM, 1 LIGHT / 1 MONITOR	3000
L/03CM2	LIGHT OPERATING, 3-ARM, 1 LIGHT WITH CAMERA/ 2 MONITOR	3000
L/LA	LIGHT - 'LASER IN USE'	
LIND/S	LINEN CARRIER - DIRTY, SINGLE	
MA	MEDICAL AIR	2450
MON/C	MONITOR - CARDIAC	2200
N2O	NITROUS OXIDE	
O2	OXYGEN	
O2F	OXYGEN FLOWMETER	
OPC	ORDERLY/ PORTER CALL	1800
OPS/R	OBSERVATION PANEL W/ SLIDING PANEL - RADIATION SHIELDING	1500
OTA/M	OPERATING TABLE - MOBILE, ELECTRIC	
OTMM	OPERATING MICROSCOPE, MOBILE	
PC2	PLASTERBOARD CORNICE, FLUSH COVERED	1100
PO/1-32A	POWER OUTLET - SINGLE, 32 AMPS	900
PO/1I	ISOLATED POWER SUPPLY - SINGLE	
PO/2E	POWER OUTLET - EMERGENCY, DOUBLE	
PO/2U	UNINTERRUPTED POWER OUTLET - DOUBLE	600
PO/C	POWER OUTLET - CLEANER'S	
PU/IN1	PUMP - INFUSION, SINGLE	300
PU/IR	PUMP - INFUSION, RAPID	150
PU/S	PUMP - SYRINGE	
PU/SAM	PUMP - SUCTION, ASPIRATOR - MOBILE	
PU/SAP	PUMP - SUCTION, ASPIRATOR - PORTABLE	
RAG	RETURN AIR GRILLE	
S	SUCTION	
SA	SURGICAL AIR	3000
SAC	STAFF ASSIST CALL	
SB	SUCTION BOTTLE	
SBC	SUCTION BOTTLE CARRIER	
SC	SCAVENGE OUTLET	
SK4	FLOOR VINYL COVERED SKIRTING	2200
ST/O	STOOL - OPERATING, MOBILE	
SUP/A	SUPPLY UNIT - ANAESTHETIC	
SUP/S	SUPPLY UNIT - SURGICAL	
T/A	TROLLEY - ANAESTHETIC	1200
T/AMD	TROLLEY - AUTOMATED MEDICATION DISPENSING, ANAESTHESIA	
T/G	TROLLEY - GOWNS	900
T/I	TROLLEY - INSTRUMENTS	
T/R	TROLLEY - RESUSCITATION, ADULT	600
TA/DC	TOOL AIR - DIRECT CONNECTION	
TB/MY	TABLE MAYO	300
TP/HH	TELEPHONE - HANDSET, HANDSFREE	150
V1	VINYL FLOORING, STANDARD SLIP RESISTANT	0
WPFSSR	WALL PAINT FINISH, SCRUB RESISTANT	

OR INTEGRATION	SYSTEM PARTS
MON/D	MONITOR - DISPLAY
MON/TS	MONITOR - TOUCH SCREEN
PTZ CCTV	PAN-TILT-ZOOM CAMERA, CLOSED CIRCUIT TELEVISION

SUPPLY UNIT - ANAESTHETIC (SUP/A)	4 x AV (2 PER ARM) 4 x COM/2 (2 PER ARM) 2 x O2 (1 PER ARM) 2 x N2O (1 PER ARM) 1 x MA 2 x S (1 PER ARM) 2 x SC (1 PER ARM) 1 x EC 1 x SAC 1 x OPC (OPTIONAL) 12 x PO/1I (6 PER ARM) 1 x DCE 1 x TA/DC (FOR BRAKE OF SUPPLY UNIT)
-----------------------------------	---

SUPPLY UNIT - SURGICAL (SUP/S)	4 x AV 4 x COM/2 2 x O2 1 x MA 2 x SA (FOR DRILLS) 2 x S 1 x CO2 (OPTIONAL) 12 x PO/1I 1 x DCE 1 x TA/DC (FOR BRAKE OF SUPPLY UNIT)
--------------------------------	--

L/03CM2 (IN CEILING OUTLETS)	2 x AV (MON/TS & MON/D) 2 x COM/2 (MON/TS & MON/D) 1 x DC/1U 2 x PO/2U (MON/TS & MON/D) 1 x COM/DC (IN LIGHT CAMERA)
------------------------------	--

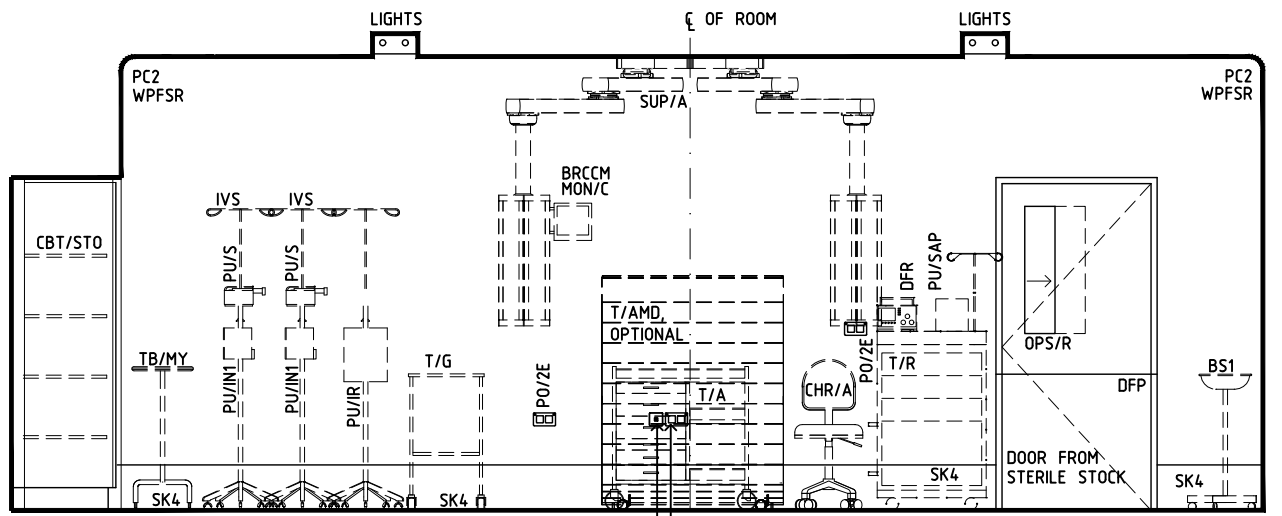
L/02M (IN CEILING OUTLETS)	1 x AV (MON/D) 1 x COM/2 (MON/D) 1 x DC/1U 1 x PO/2U (MON/D)
----------------------------	---

CONP/SR	1 x DC/1U 1 x COM/DC
---------	-------------------------

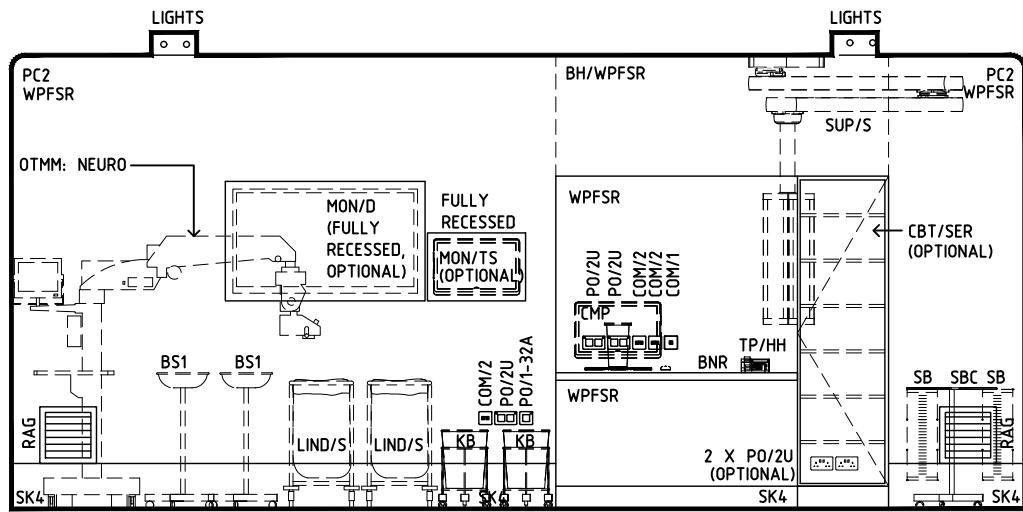
MON/D 55" (BOTH)	2 x AV (1 PER MONITOR) 2 x COM/2 (1 PER MONITOR) 2 x PO/2U (1 PER MONITOR)
------------------	--

PTZ CCTV, OPTIONAL (IN CEILING OUTLETS)	1 x COM/DC 1 x DC/1U
---	-------------------------

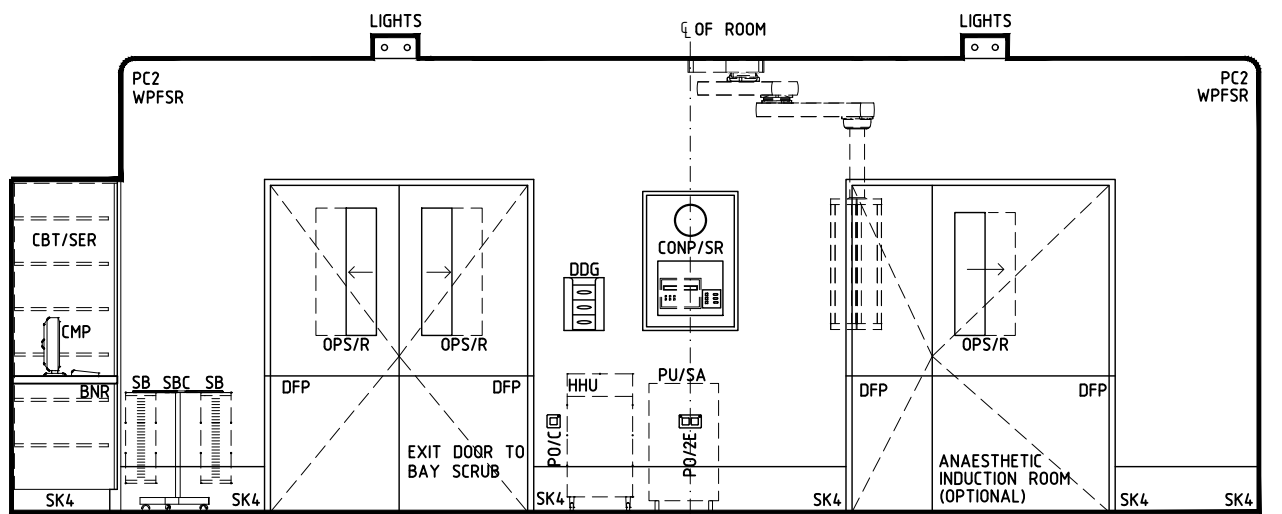
MON/TS (WALL MOUNTED, FULLY RECESSED)	1 x AV 1 x COM/2 1 x PO/2U
---------------------------------------	----------------------------------



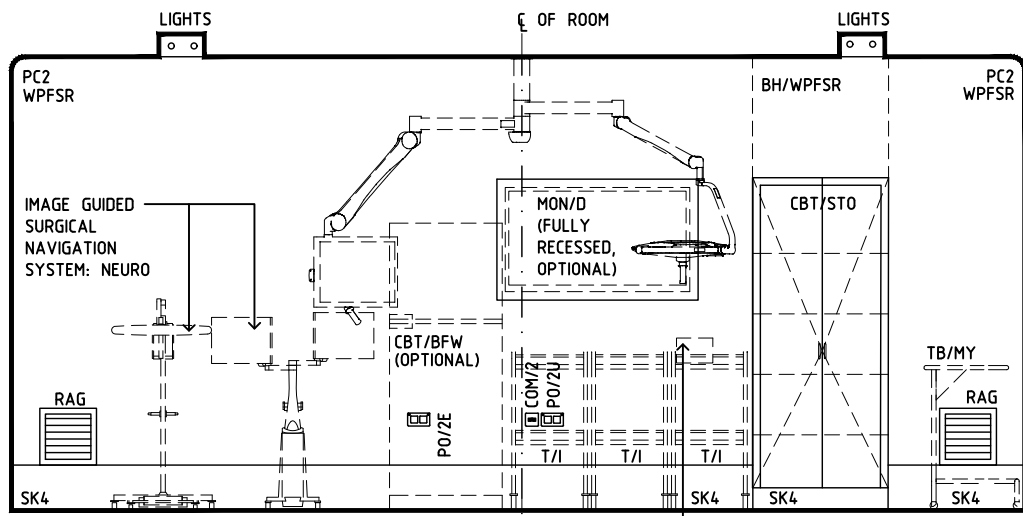
**ELEVATION 1**



**ELEVATION 2**



**ELEVATION 3**



**ELEVATION 4**

REV	DESCRIPTION	DATE	BY	REV	DESCRIPTION	DATE	BY	COMPATIBILITY
1	FIRST ISSUE	23.02.23	AK					iHFG

<b>International Health Facility Guidelines</b>	International Health Facility Guidelines at: <a href="http://www.healthdesign.com.au/iHFG">www.healthdesign.com.au/iHFG</a> Editable version of Standard Components on Health Facility Briefing System (HFBS) at: <a href="http://www.healthdesign.com.au/TAHPI">www.healthdesign.com.au/TAHPI</a>		DESIGNED	APPROVED	DATE	SCALE(S)	SHEET
	AK		RH	23.02.23	1:50 in A3	2 OF 3	
			CAD FILE NAME	PAPER DRAWING ID		ISSUE	
			or-neuro-i	or-neuro-i-2		1	

This document is for advisory purpose only

# iHFG Standard Components

Room Layout Sheet

Room Name **Operating Room - Neurosurgery**

RLS Room Code

or-neuro-i

RDS Room Code

or-neuro-i

**GENERAL NOTES:**

THIS DRAWING TO BE READ IN CONJUNCTION WITH R.D.S. (ROOM DATA SHEETS) WHICH TAKES PRECEDENCE.

ALL SERVICES INDICATED ARE INDICATIVE AND SUBJECT TO DETAILED PROJECT SPECIFIC ENGINEERING DESIGN.

**CEILING LEGEND:**

- BH/PBSR BULKHEAD - PLASTERBOARD FLUSH SET CEILING, SCRUB RESISTANT PAINT FINISH
- PBSR PLASTERBOARD FLUSH SET CEILING, SCRUB RESISTANT PAINT FINISH
- PC2 90mm. PLASTERBOARD CORNICE, FLUSH COVERED
- GRID LINE

PB	←	CEILING TYPE
3000	←	HEIGHT ABOVE F.F.L.

**ELECTRICAL LEGEND:**

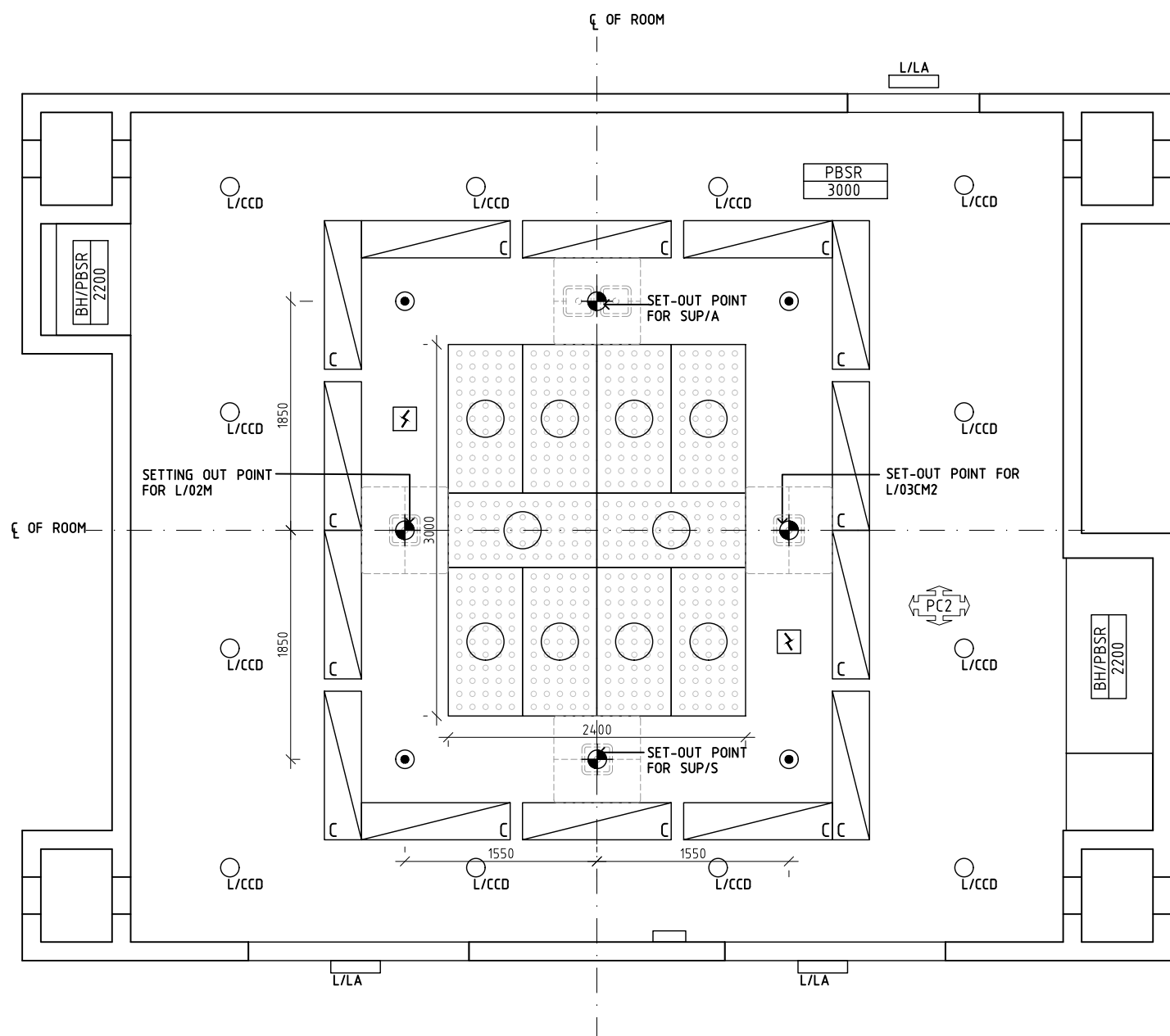
- LED - COLOUR CORRECTED, CYANOSIS
- LIGHT - COLOUR CORRECTED, DIMMABLE

**MECHANICAL LEGEND:**

- HEPA FILTER GRILLE

**FIRE SERVICES LEGEND:**

- SMOKE DETECTOR
- SPRINKLER



**REFLECTED CEILING PLAN**

REV	DESCRIPTION	DATE	BY	REV	DESCRIPTION	DATE	BY	COMPATIBILITY																				
1	FIRST ISSUE	23.02.23	AK					iHFG																				
<table border="1"> <tr> <td>DESIGNED</td> <td>APPROVED</td> <td>DATE</td> <td>SCALE(S)</td> <td>SHEET</td> </tr> <tr> <td>AK</td> <td>RH</td> <td>23.02.23</td> <td>1:50 in A3</td> <td>3 OF 3</td> </tr> <tr> <td colspan="2">CAD FILE NAME</td> <td colspan="2">PAPER DRAWING ID</td> <td>ISSUE</td> </tr> <tr> <td colspan="2">or-neuro-i</td> <td colspan="2">or-neuro-i-3</td> <td>1</td> </tr> </table>								DESIGNED	APPROVED	DATE	SCALE(S)	SHEET	AK	RH	23.02.23	1:50 in A3	3 OF 3	CAD FILE NAME		PAPER DRAWING ID		ISSUE	or-neuro-i		or-neuro-i-3		1	
DESIGNED	APPROVED	DATE	SCALE(S)	SHEET																								
AK	RH	23.02.23	1:50 in A3	3 OF 3																								
CAD FILE NAME		PAPER DRAWING ID		ISSUE																								
or-neuro-i		or-neuro-i-3		1																								