

# iHFG Standard Components

## Room Layout Sheet

RLS Room Code

pb-hdu-24-i

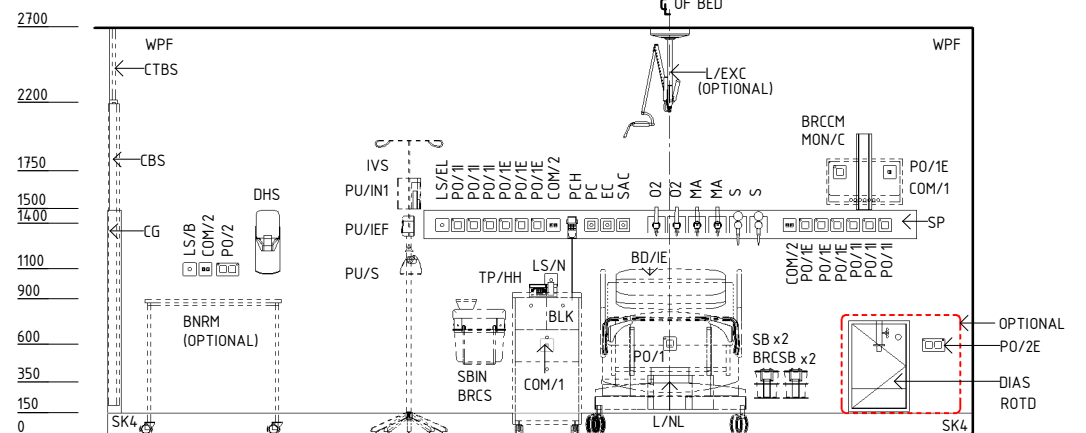
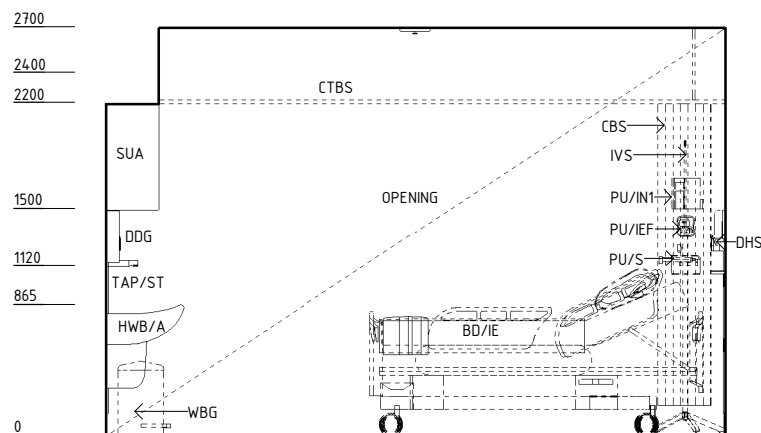
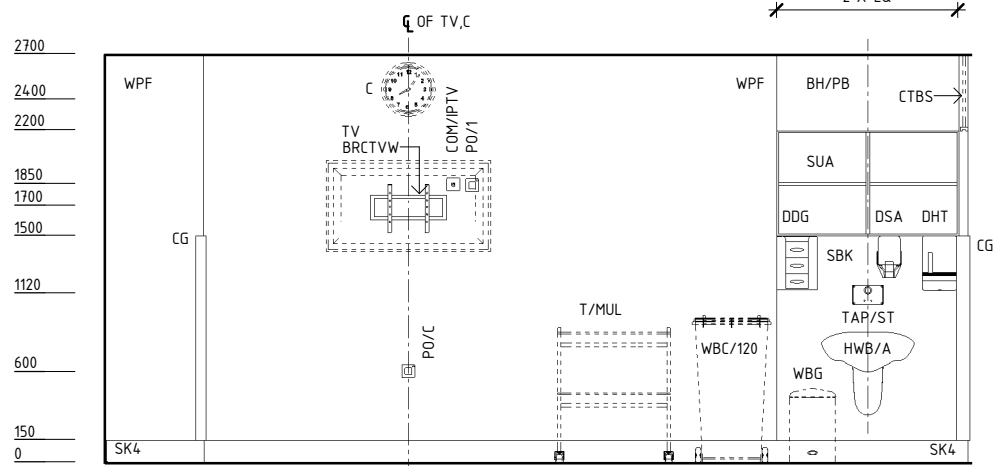
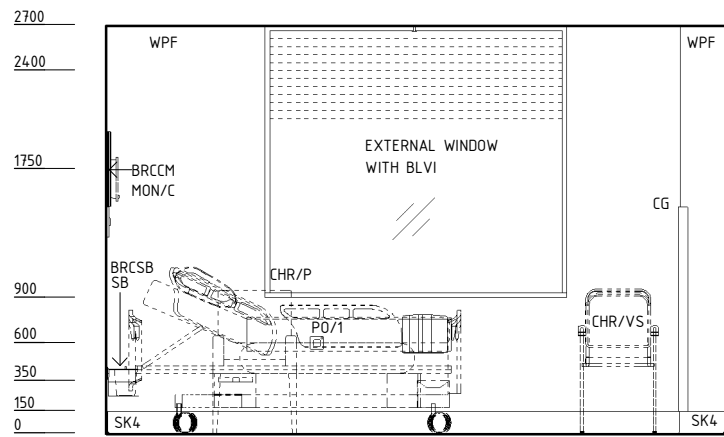
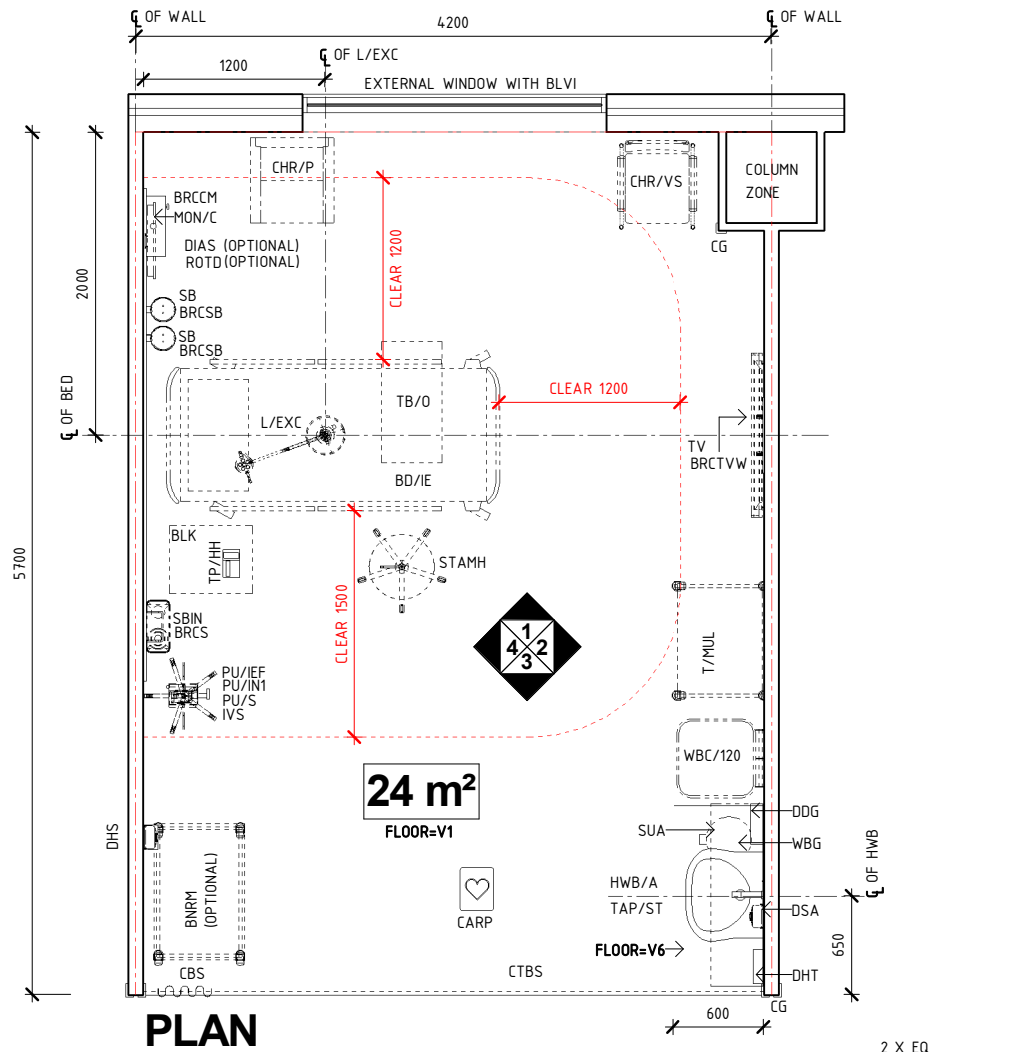
Room Name

Patient Bay - High Dependency, 24m<sup>2</sup>

RDS Room Code

pb-hdu-24-i

BD/IE	BED - INPATIENT, ELECTRIC	SBK	SPLASHBACK	TB/O	TABLE - OVERBED
BH/PB	BULKHEAD - PLASTERBOARD, PAINT FINISH	SK4	FLOOR VINYL COVED SKIRTING	TP/HH	TELEPHONE - HANDSET, HANDSFREE
BLK	LOCKER - BEDSIDE	SP	SERVICES PANEL	TV	TELEVISION
BLVI	BLIND - VENETIAN, INTEGRAL	STAMH	STOOL - ADJUSTABLE, MOBILE, HIGH	V1	VINYL FLOORING, STANDARD SLIP RESISTANT
BNRM	BENCH - RESINATE, MOBILE	SUA	SHELVING UNIT - ADJUSTABLE	V6	VINYL FLOORING, NON SLIP - TEXTURED
BRCCM	BRACKET - CARDIAC MONITOR	T/MUL	TROLLEY - MULTIPURPOSE	WBC/120	WASTE BIN - CLINICAL, 120 LITRE
BRCS	BRACKET - SHARPS	TAP/ST	TAPWARE - SENSOR TAP	WBG	WASTE BIN - GENERAL
BRCSB	BRACKET - SUCTION BOTTLE			WPF	WALL PAINT FINISH
BRCTVW	BRACKET - TELEVISION, WALL MOUNTED				
C	CLOCK				
CARP	CARDIAC PROTECTED				
CBS	CURTAIN - BED SCREEN				
CG	CORNER GUARD				
CHR/P	CHAIR - PATIENT				
CHR/VS	CHAIR - VISITOR, STACKABLE				
COM/1	COMMUNICATION OUTLET - SINGLE				
COM/2	COMMUNICATION OUTLET - DOUBLE				
COM/IPTV	COMMUNICATION OUTLET - INTERNET PROTOCOL TELEVISION				
CTBS	CURTAIN TRACK - BED SCREEN				
DDG	DISPENSER - DISPOSABLE GLOVES				
DHS	DISPENSER - HAND SANITISER				
DHT	DISPENSER - PAPER HAND TOWEL				
DIAS	DIALYSIS STATION				
DSA	DISPENSER - SOAP, ANTISEPTIC				
EC	EMERGENCY CALL				
HWB/A	HAND WASH BASIN - TYPE 'A'				
IVS	IV STAND - MOBILE				
L/EXC	LIGHT - EXAMINATION, CEILING MOUNTED				
L/NL	LIGHT - NIGHT LIGHT				
LS/B	LIGHT SWITCH - BAY				
LS/EL	LIGHT SWITCH - EXAMINATION LIGHT				
LS/N	LIGHT SWITCH - NIGHT LIGHT				
MA	MEDICAL AIR				
MON/C	MONITOR - CARDIAC				
O2	OXYGEN				
PC	PATIENT CALL				
PCH	PATIENT CALL HANDSET				
PO/1	POWER OUTLET - SINGLE				
PO/1E	POWER OUTLET - EMERGENCY, SINGLE				
PO/1I	ISOLATED POWER SUPPLY - SINGLE				
PO/2	POWER OUTLET - DOUBLE				
PO/2E	POWER OUTLET - EMERGENCY, DOUBLE				
PO/C	POWER OUTLET - CLEANER'S				
PU/IEF	PUMP - INFUSION, ENTERAL FEEDING				
PU/IN1	PUMP - INFUSION, SINGLE				
PU/S	PUMP - SYRINGE				
ROTD	REVERSE OSMOSIS WATER OUTLET & TUNDISH DRAIN				
S	SUCTION				
SAC	STAFF ASSIST CALL				
SB	SUCTION BOTTLE				
SBIN	SHARPS BIN				



REV	DESCRIPTION	DATE	BY	REV	DESCRIPTION	DATE	BY	COMPATIBILITY
1	FIRST ISSUE	25.05.23	SS					iHFG



International Health Facility Guidelines at:  
www.healthdesign.com.au/iHFG  
Editable version of Standard Components on  
Health Facility Briefing System (HFBS) at:  
www.healthdesign.com.au ©TAHPI



DESIGNED	APPROVED	DATE	SCALE(S)	SHEET
SS	RH	25.05.23	1 : 50	1 OF 3
REVIT FILE NAME		PAPER DRAWING ID		ISSUE
pb-hdu-24-i		pb-hdu-24-i-1		1

# iHFG Standard Components

## Room Layout Sheet

RLS Room Code

pb-hdu-24-i

RDS Room Code

pb-hdu-24-i

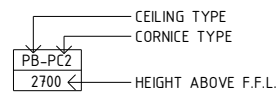
Room Name | Patient Bay - High Dependency, 24m2

### GENERAL NOTES:

THIS DRAWING TO BE READ IN CONJUNCTION WITH R.D.S. (ROOM DATA SHEETS) WHICH TAKES PRECEDENCE.

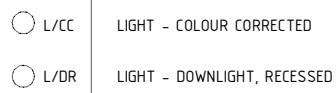
ALL SERVICES INDICATED ARE INDICATIVE AND SUBJECTED TO DETAILED PROJECT SPECIFIC ENGINEERING DESIGN.

### CEILING LEGEND:

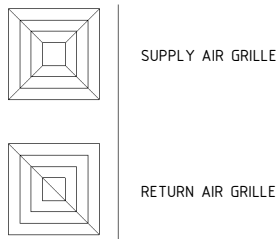


BH/PB PLASTERBOARD BULKHEAD, PAINT FINISH  
 PB-PC3 PLASTERBOARD FLUSH SET CEILING, PAINT FINISH WITH SQUARE SET CORNICE  
 - - - - - GRID LINE

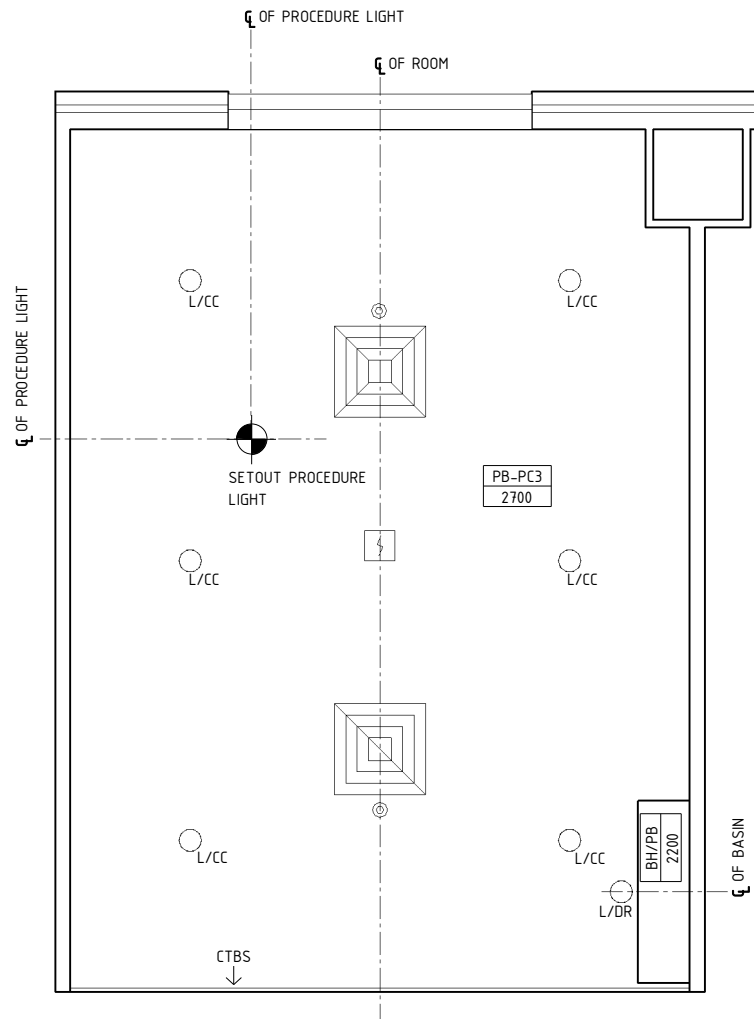
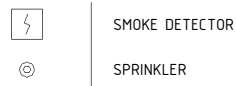
### ELECTRICAL LEGEND:



### MECHANICAL LEGEND:



### FIRE SERVICES LEGEND:



**REFLECTED CEILING PLAN**

REV	DESCRIPTION	DATE	BY	REV	DESCRIPTION	DATE	BY	COMPATIBILITY
1	FIRST ISSUE	25.05.23	SS					iHFG



International Health Facility Guidelines at:  
 www.healthdesign.com.au/iHFG  
 Editable version of Standard Components on  
 Health Facility Briefing System (HFBS) at:  
 www.healthdesign.com.au @TAHPI



DESIGNED	APPROVED	DATE	SCALE(S)	SHEET
SS	RH	25.05.23	1 : 50	2 OF 3
REVIT FILE NAME		PAPER DRAWING ID		ISSUE
pb-hdu-24-i		pb-hdu-24-i-2		1

# iHFG Standard Components

Room Layout Sheet

RLS Room Code

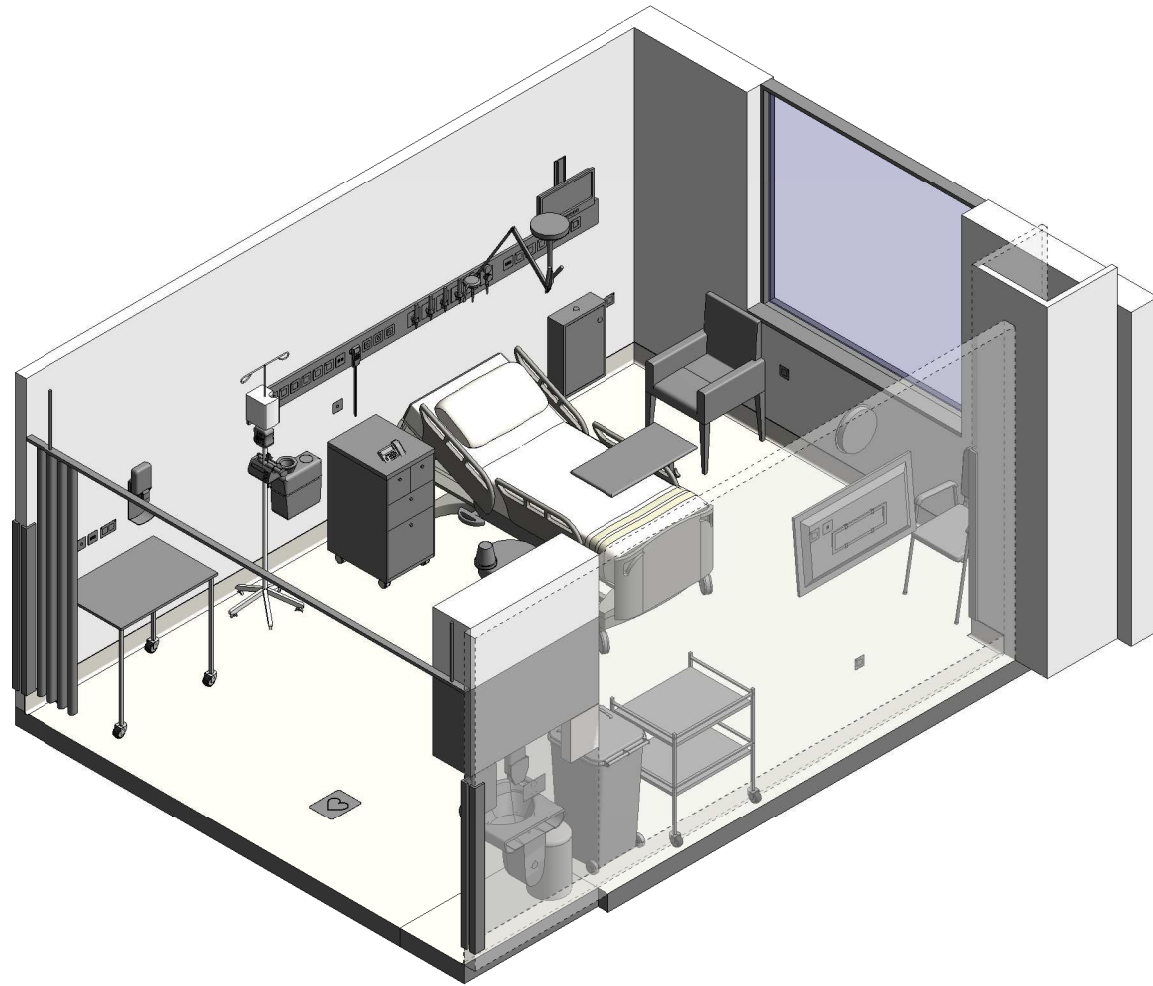
pb-hdu-24-i

RDS Room Code

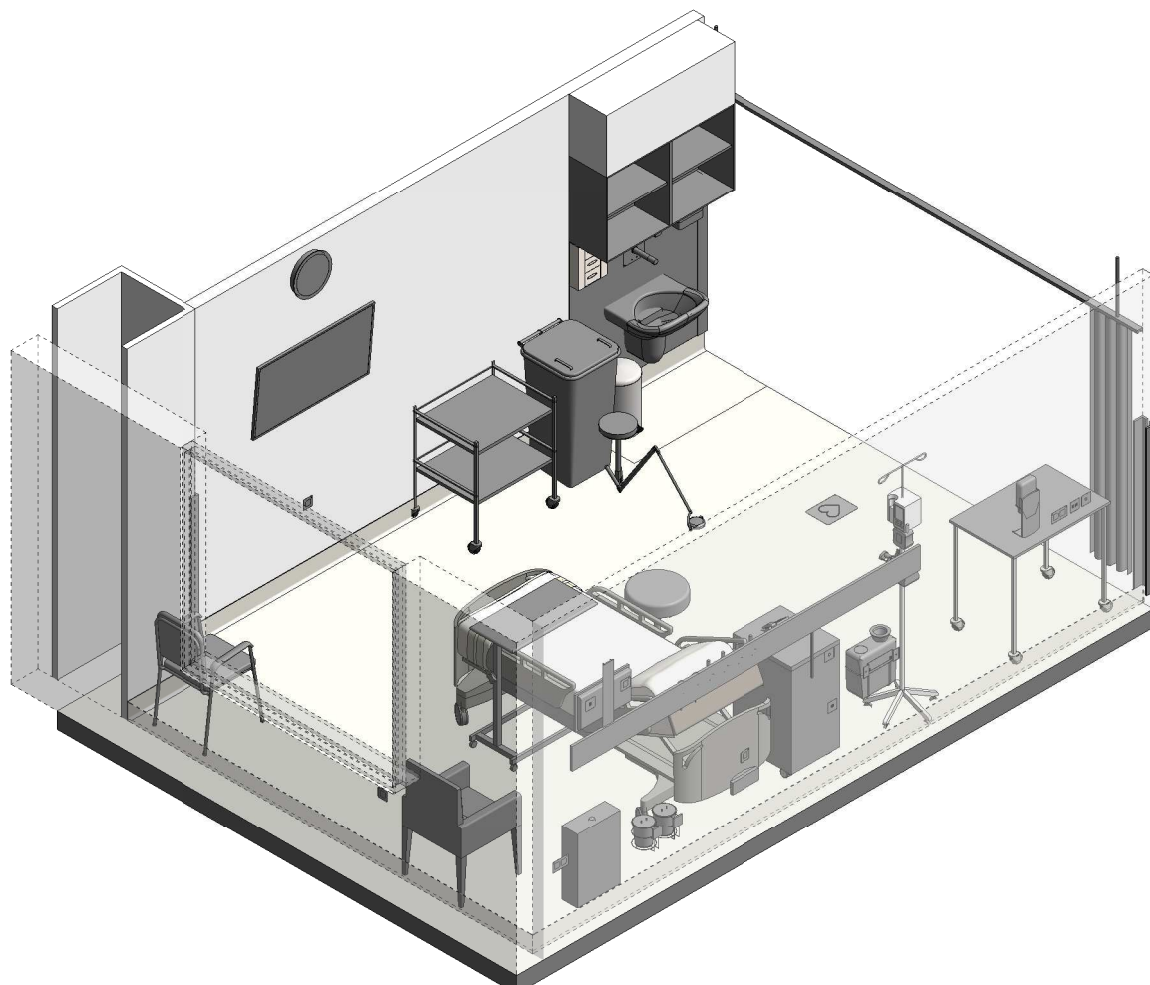
pb-hdu-24-i

Room Name

Patient Bay - High Dependency, 24m2



ISOMETRIC VIEW 01



ISOMETRIC VIEW 02

REV	DESCRIPTION	DATE	BY	REV	DESCRIPTION	DATE	BY	COMPATIBILITY																				
1	FIRST ISSUE	25.05.23	SS					iHFG																				
								<table border="1"> <thead> <tr> <th>DESIGNED</th> <th>APPROVED</th> <th>DATE</th> <th>SCALE(S)</th> <th>SHEET</th> </tr> </thead> <tbody> <tr> <td>SS</td> <td>RH</td> <td>25.05.23</td> <td></td> <td>3 OF 3</td> </tr> <tr> <td colspan="2">REVIT FILE NAME</td> <td colspan="2">PAPER DRAWING ID</td> <td>ISSUE</td> </tr> <tr> <td colspan="2">pb-hdu-24-i</td> <td colspan="2">pb-hdu-24-i-3</td> <td>1</td> </tr> </tbody> </table>	DESIGNED	APPROVED	DATE	SCALE(S)	SHEET	SS	RH	25.05.23		3 OF 3	REVIT FILE NAME		PAPER DRAWING ID		ISSUE	pb-hdu-24-i		pb-hdu-24-i-3		1
DESIGNED	APPROVED	DATE	SCALE(S)	SHEET																								
SS	RH	25.05.23		3 OF 3																								
REVIT FILE NAME		PAPER DRAWING ID		ISSUE																								
pb-hdu-24-i		pb-hdu-24-i-3		1																								