

iHFG Standard Components

Room Layout Sheet

RLS Room Code

pb-24-i

RDS Room Code

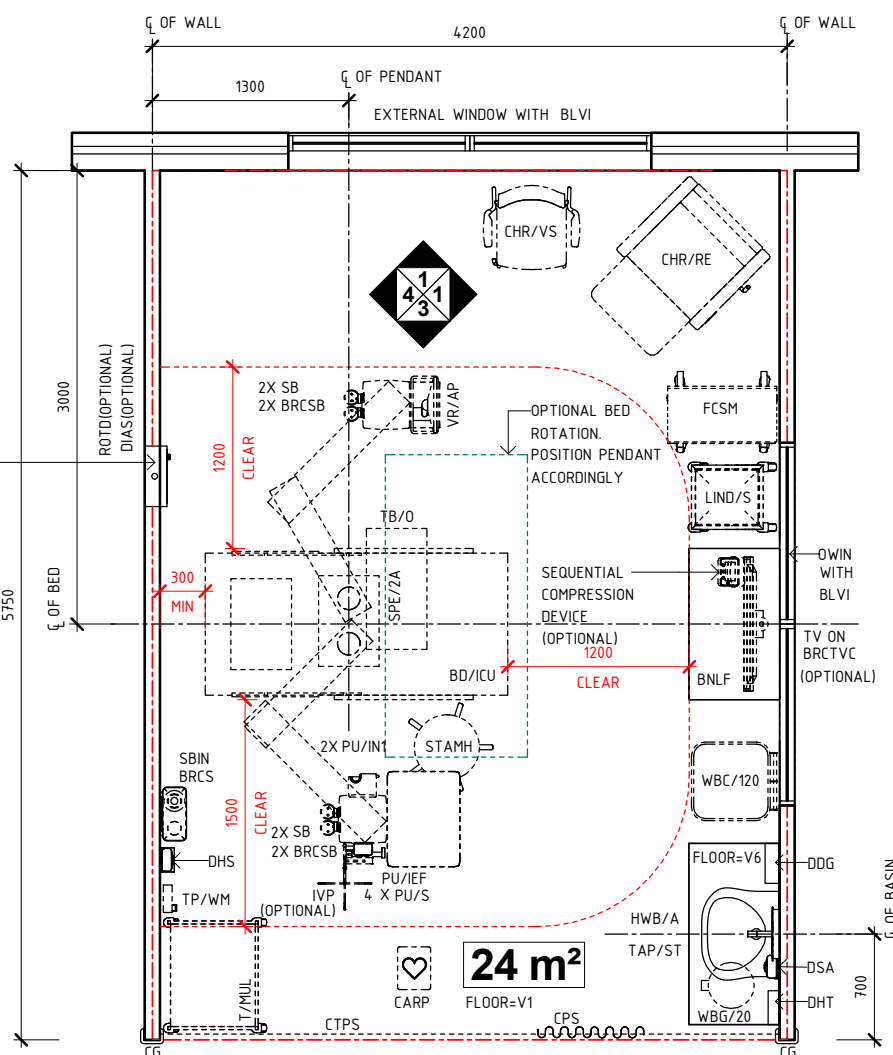
pb-24-i

Room Name

Patient Bay - Intensive Care, 24m²

BD/ICU	BED - INTENSIVE CARE UNIT, ELECTRIC
BLVI	BLIND - VENETIAN, INTEGRAL
BNLF	BENCH - LAMINATE, FREE STANDING
BRCS	BRACKET - SHARPS
BRCSB	BRACKET - SUCTION BOTTLE
BRCTVC	BRACKET - TELEVISION, CEILING MOUNTED
CARP	CARDIAC PROTECTED
CG	CORNER GUARD
CHR/RE	CHAIR - RECLINER, ELECTRIC
CHR/VS	CHAIR - VISITOR, STACKABLE
CPS	CURTAIN - PRIVACY SCREEN
CTPS	CURTAIN TRACK - PRIVACY SCREEN
DDG	DISPENSER - DISPOSABLE GLOVES
DHS	DISPENSER - HAND SANITISER
DHT	DISPENSER - PAPER HAND TOWEL
DIAS	DIALYSIS STATION
DSA	DISPENSER - SOAP, ANTISEPTIC
FCSM	FLOWCHART STAND - MOBILE
HWB/A	HAND WASH BASIN - TYPE 'A'
IVP	IV POLE
LIND/S	LINEN CARRIER - DIRTY, SINGLE
OWIN	OBSERVATION WINDOW
PO/1	POWER OUTLET - SINGLE
PU/IEF	PUMP - INFUSION, ENTERAL FEEDING
PU/IN1	PUMP - INFUSION, SINGLE
PU/S	PUMP - SYRINGE
ROTD	REVERSE OSMOSIS WATER OUTLET & TUNDISH DRAIN
SB	SUCTION BOTTLE
SBIN	SHARPS BIN
SK4	FLOOR VINYL COVERED SKIRTING
SPE/2A	SERVICES PENDANT - 2 ARM, HEIGHT ADJUSTABLE
STAMH	STOOL - ADJUSTABLE, MOBILE, HIGH
T/MUL	TROLLEY - MULTIPURPOSE
TAP/ST	TAPWARE - SENSOR TAP
TB/O	TABLE - OVERBED
TP/WM	TELEPHONE - WALL MOUNTED
TV	TELEVISION
V1	VINYL FLOORING, STANDARD SLIP RESISTANT
V6	VINYL FLOORING, NON SLIP - TEXTURED
VR/AP	VENTILATOR - ADULT/PAEDIATRIC
WBC/120	WASTE BIN - CLINICAL, 120 LITRE
WBG/20	WASTE BIN - GENERAL, 20 LITRE
WPF	WALL PAINT FINISH

DIALYSIS PROVISION:
AS A MINIMUM, PROVIDE RO WATER OUTLET FOR PORTABLE DIALYSIS. FOR THE MINIMUM NUMBER OF ICU ROOMS WITH FULL RO WATER OUTLET PROVISION, REFER TO INTENSIVE CARE FPU GUIDELINES

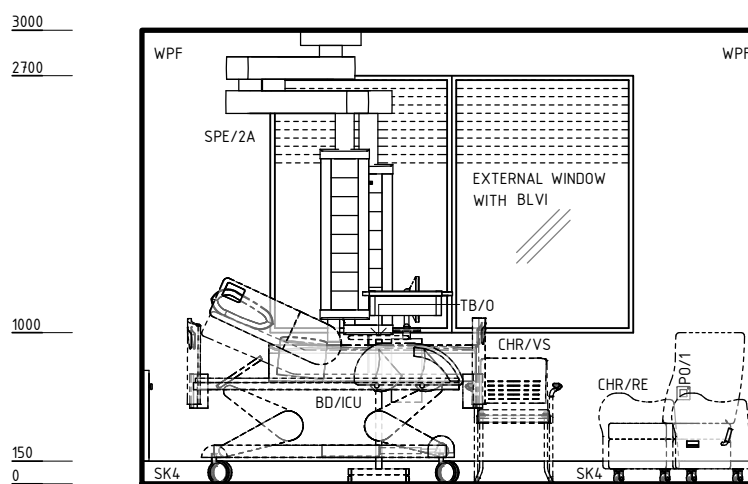


PLAN

COM/2	COMMUNICATION OUTLET - DOUBLE
EC	EMERGENCY CALL
MA	MEDICAL AIR
N2O	NITROUS OXIDE
O2	OXYGEN
PC	PATIENT CALL
PCH	PATIENT CALL HANDSET
PO/1I	POWER OUTLET - SINGLE, CARDIAC PROTECTED / ISOLATED POWER
S	SUCTION
SAC	STAFF ASSIST CALL
SC	SCAVENGE
TA	TOOL AIR

SUPPLY UNIT - SPE/2A

- 2 X COM/2 (1 PER ARM)
- 1 X EC
- 2 X MA (1 PER ARM)
- 1 X N2O (OPTIONAL)
- 4 X O2 (2 PER ARM)
- 1 X PC
- 1 X PCH
- 24 X PO/1I (16 PER ARM)
- 4 X S (2 PER ARM)
- 1 X SAC
- 1 X SC (OPTIONAL)
- 1 X TA/DC (FOR PENDANT BRAKES)
- DIRECT CONNECTION: EMERGENCY POWER



ELEVATION 1

REV	DESCRIPTION	DATE	BY	REV	DESCRIPTION	DATE	BY	COMPATIBILITY				
1	FIRST ISSUE	24.10.10	LL	4	GENERAL REVISION	27.01.23	AP	iHFG				
2	GENERAL REVISION	30.08.11	CC									
3	GENERAL REVISION	31.10.12	CT									
								DESIGNED	APPROVED	DATE	SCALE(S)	SHEET
								AP	RH	27.01.23	1 : 50	1 OF 4
								REVIT FILE NAME	PAPER DRAWING ID		ISSUE	
								pb-24-i	pb-24-i-1		4	



International Health Facility Guidelines at:
www.healthdesign.com.au/iHFG
Editable version of Standard Components on
Health Facility Briefing System (HFBS) at:
www.healthdesign.com.au@TAHPI



iHFG Standard Components

Room Layout Sheet

Room Name **Patient Bay - Intensive Care, 24m²**

RLS Room Code

pb-24-i

RDS Room Code

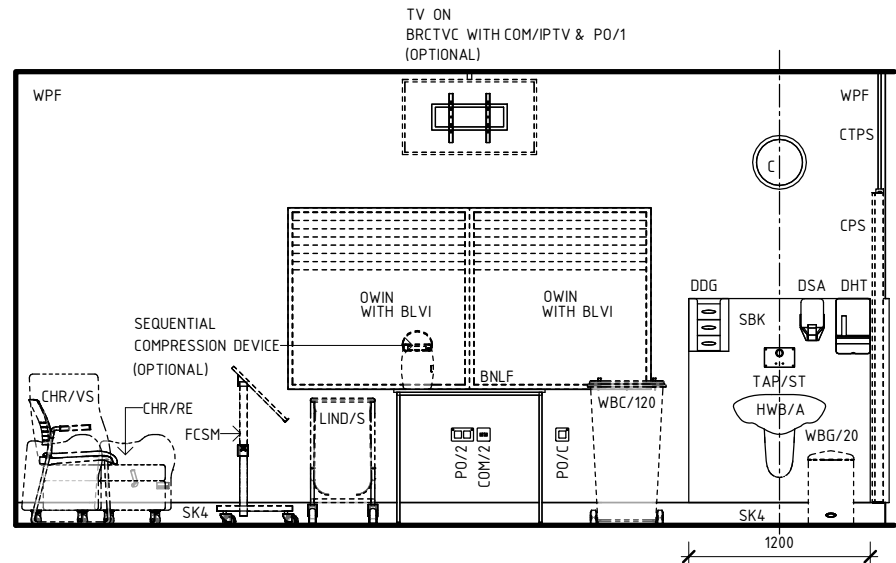
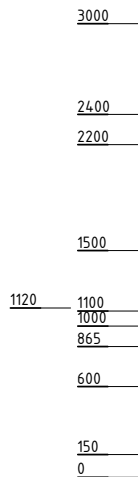
pb-24-i

BD/ICU	BED - INTENSIVE CARE UNIT, ELECTRIC
BNLF	BENCH - LAMINATE, FREE STANDING
BRCPM	BRACKET - PATIENT MONITOR
BRCS	BRACKET - SHARPS
BRCTVC	BRACKET - TELEVISION, CEILING MOUNTED
C	CLOCK
CHR/RE	CHAIR - RECLINER, ELECTRIC
CHR/VS	CHAIR - VISITOR, STACKABLE
COM/1	COMMUNICATION OUTLET - SINGLE
COM/2	COMMUNICATION OUTLET - DOUBLE
COM/IPTV	COMMUNICATION OUTLET - INTERNET PROTOCOL TELEVISION
CPS	CURTAIN - PRIVACY SCREEN
CTPS	CURTAIN TRACK - PRIVACY SCREEN
DDG	DISPENSER - DISPOSABLE GLOVES
DHS	DISPENSER - HAND SANITISER
DHT	DISPENSER - PAPER HAND TOWEL
DIAS	DIALYSIS STATION
DSA	DISPENSER - SOAP, ANTISEPTIC
FCSM	FLOWCHART STAND - MOBILE
HWB/A	HAND WASH BASIN - TYPE 'A'
IVP	IV POLE
L/NL	LIGHT - NIGHT LIGHT
L/PC	LIGHT - PROCEDURE, CEILING MOUNTED
LIND/S	LINEN CARRIER - DIRTY, SINGLE
LS/N	LIGHT SWITCH - NIGHT LIGHT
MON/PCN	MONITOR - PHYSIOLOGIC, CRITICAL CARE, NEONATAL
OWIN	OBSERVATION WINDOW
PO/1	POWER OUTLET - SINGLE
PO/2	POWER OUTLET - DOUBLE
PO/2E	POWER OUTLET - EMERGENCY, DOUBLE
PO/C	POWER OUTLET - CLEANER'S
PU/IEF	PUMP - INFUSION, ENTERAL FEEDING
PU/IN1	PUMP - INFUSION, SINGLE
PU/S	PUMP - SYRINGE
ROTD	REVERSE OSMOSIS WATER OUTLET & TUNDISH DRAIN
SBIN	SHARPS BIN
SBK	SPLASHBACK
SK4	FLOOR VINYL COVED SKIRTING
SPE/2A	SERVICES PENDANT - 2 ARM, HEIGHT ADJUSTABLE
STAMH	STOOL - ADJUSTABLE, MOBILE, HIGH
T/MUL	TROLLEY - MULTIPURPOSE
TAP/ST	TAPWARE - SENSOR TAP
TB/O	TABLE - OVERBED
TP/WM	TELEPHONE - WALL MOUNTED
TV	TELEVISION
VR/AP	VENTILATOR - ADULT/PAEDIATRIC
WBC/120	WASTE BIN - CLINICAL, 120 LITRE
WBG/20	WASTE BIN - GENERAL, 20 LITRE
WPF	WALL PAINT FINISH

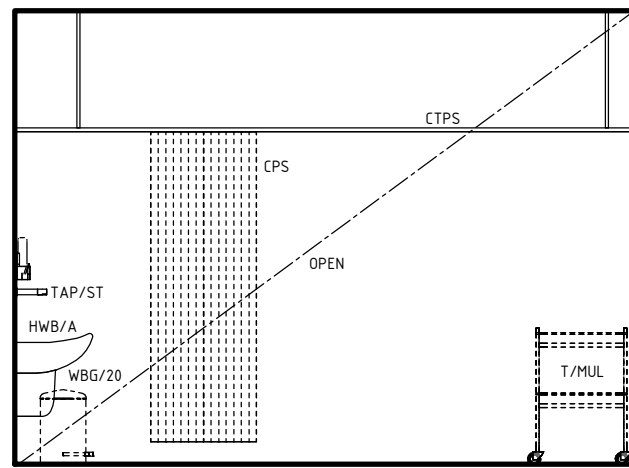
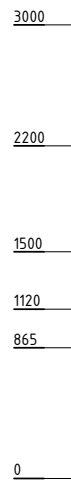
COM/2	COMMUNICATION OUTLET - DOUBLE
EC	EMERGENCY CALL
MA	MEDICAL AIR
N2O	NITROUS OXIDE
O2	OXYGEN
PC	PATIENT CALL
PCH	PATIENT CALL HANDSET
PO/1I	POWER OUTLET - SINGLE, CARDIAC PROTECTED / ISOLATED POWER
S	SUCTION
SAC	STAFF ASSIST CALL
SC	SCAVENGE
TA	TOOL AIR

SUPPLY UNIT - SPE/2A

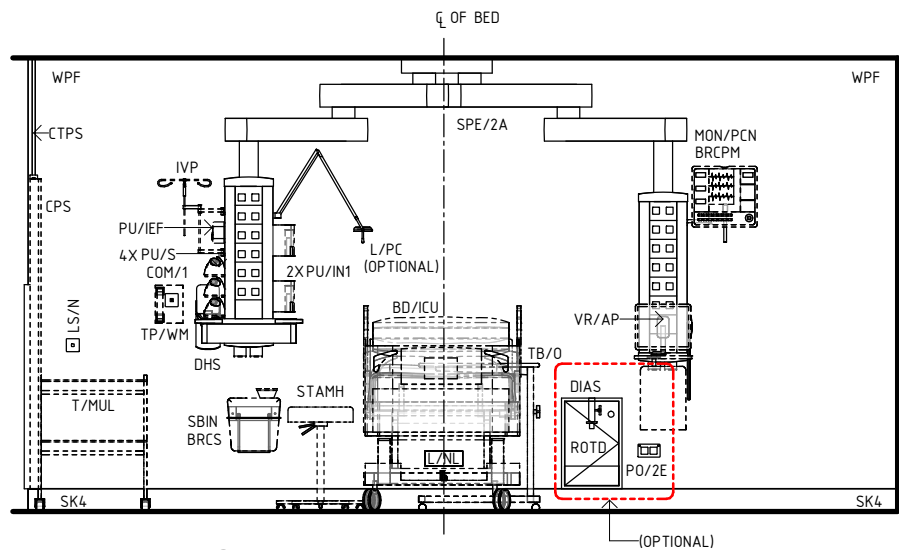

- 2 X COM/2 (1 PER ARM)
- 1 X EC
- 2 X MA (1 PER ARM)
- 1 X N2O (OPTIONAL)
- 4 X O2 (2 PER ARM)
- 1 X PC
- 1 X PCH
- 24 X PO/1I (16 PER ARM)
- 4 X S (2 PER ARM)
- 1 X SAC
- 1 X SC (OPTIONAL)
- 1 X TA/DC (FOR PENDANT BRAKES)



ELEVATION 2



ELEVATION 3



ELEVATION 4

REV	DESCRIPTION	DATE	BY	REV	DESCRIPTION	DATE	BY	COMPATIBILITY
1	FIRST ISSUE	24.10.10	LL	4	GENERAL REVISION	27.01.23	AP	
2	GENERAL REVISION	30.08.11	CC					
3	GENERAL REVISION	31.10.12	CT					

iHFG Standard Components

Room Layout Sheet

RLS Room Code

pbc-24-i

RDS Room Code

pbc-24-i

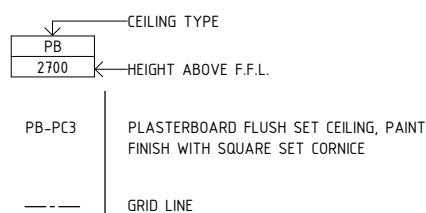
Room Name **Patient Bay - Intensive Care, 24m²**

GENERAL NOTES:

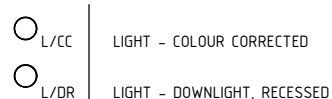
THIS DRAWING TO BE READ IN CONJUNCTION WITH R.D.S. (ROOM DATA SHEETS) WHICH TAKES PRECEDENCE.

ALL SERVICES INDICATED ARE INDICATIVE AND SUBJECTED TO DETAILED PROJECT SPECIFIC ENGINEERING DESIGN.

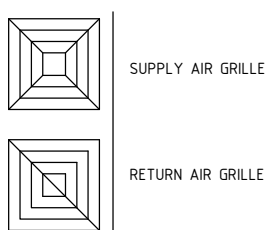
CEILING LEGEND:



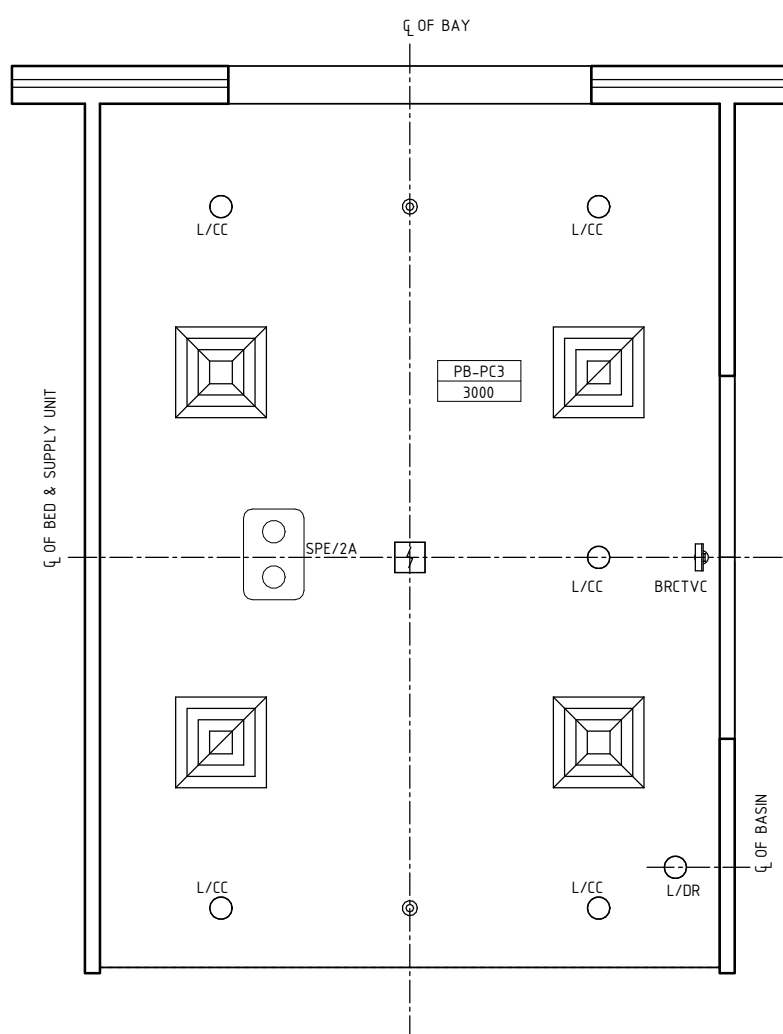
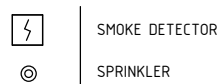
ELECTRICAL LEGEND:



MECHANICAL LEGEND:



FIRE SERVICES LEGEND:



REFLECTED CEILING PLAN

REV	DESCRIPTION	DATE	BY	REV	DESCRIPTION	DATE	BY	COMPATIBILITY															
1	FIRST ISSUE	24.10.10	LL	4	GENERAL REVISION	27.01.23	AP																
2	GENERAL REVISION	30.08.11	CC																				
3	GENERAL REVISION	31.10.12	CT																				
								<table border="1"> <thead> <tr> <th>DESIGNED</th> <th>APPROVED</th> <th>DATE</th> <th>SCALE(S)</th> <th>SHEET</th> </tr> </thead> <tbody> <tr> <td>AP</td> <td>RH</td> <td>27.01.23</td> <td>1 : 50</td> <td>3 OF 4</td> </tr> <tr> <td colspan="2"> REVIT FILE NAME pbc-24-i </td> <td colspan="2"> PAPER DRAWING ID pbc-24-i-3 </td> <td> ISSUE 4 </td> </tr> </tbody> </table>	DESIGNED	APPROVED	DATE	SCALE(S)	SHEET	AP	RH	27.01.23	1 : 50	3 OF 4	REVIT FILE NAME pbc-24-i		PAPER DRAWING ID pbc-24-i-3		ISSUE 4
DESIGNED	APPROVED	DATE	SCALE(S)	SHEET																			
AP	RH	27.01.23	1 : 50	3 OF 4																			
REVIT FILE NAME pbc-24-i		PAPER DRAWING ID pbc-24-i-3		ISSUE 4																			

This document is for advisory purpose only

iHFG Standard Components

Room Layout Sheet

RLS Room Code


pbc-24-i

RDS Room Code

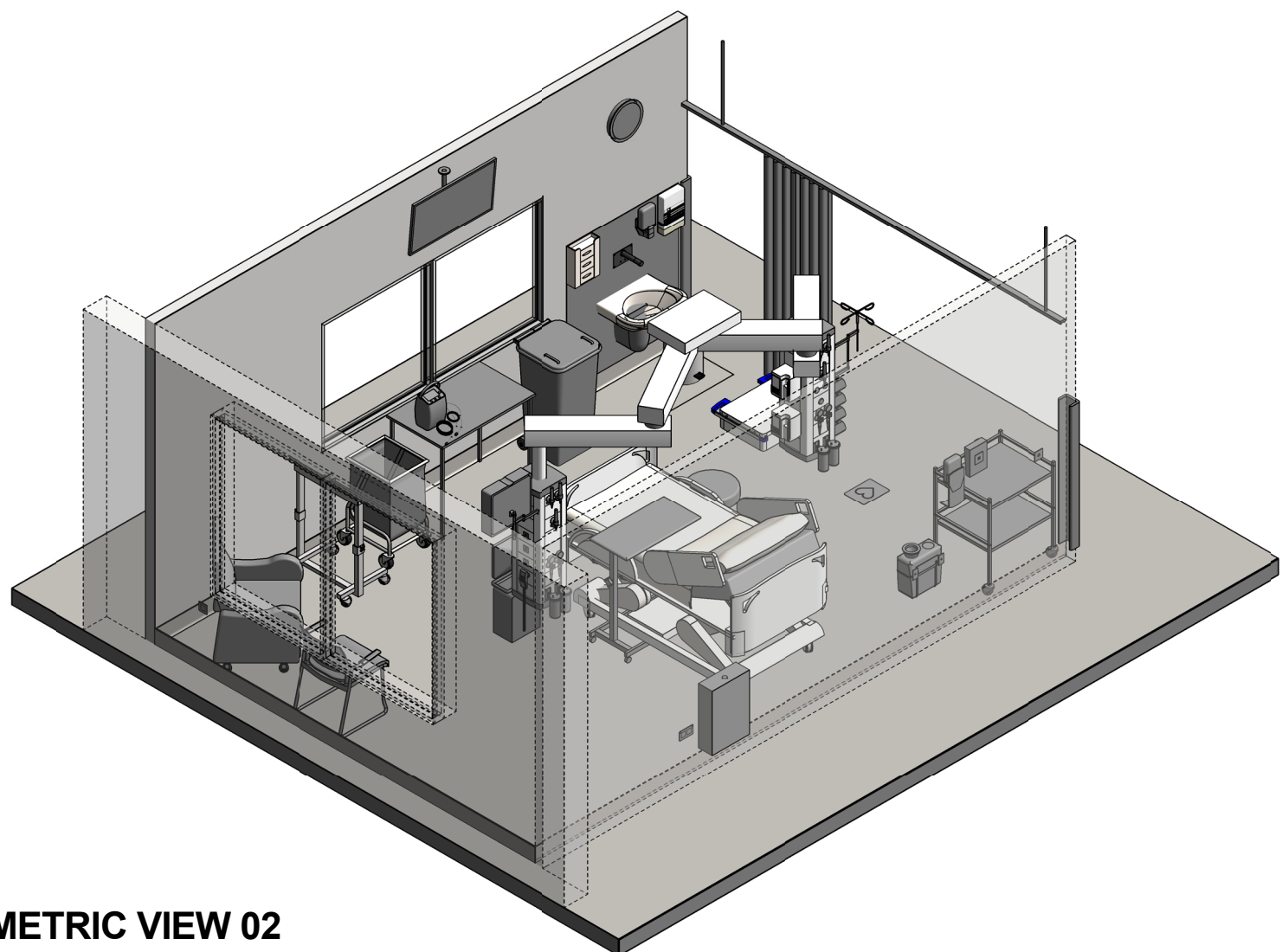
pbc-24-i

Room Name

Patient Bay - Intensive Care, 24m²



ISOMETRIC VIEW 01



ISOMETRIC VIEW 02

REV	DESCRIPTION	DATE	BY	REV	DESCRIPTION	DATE	BY	COMPATIBILITY
1	FIRST ISSUE	24.10.10	LL	4	GENERAL REVISION	27.01.23	AP	
2	GENERAL REVISION	30.08.11	CC					iHFG
3	GENERAL REVISION	31.10.12	CT					

DESIGNED	APPROVED	DATE	SCALE(S)	SHEET
AP	RH	27.01.23		4 OF 4
REVIT FILE NAME		PAPER DRAWING ID		ISSUE
pbc-24-i		pbc-24-i-4		4