

iHFG Standard Components

Room Layout Sheet

RLS Room Code

setup-12-i

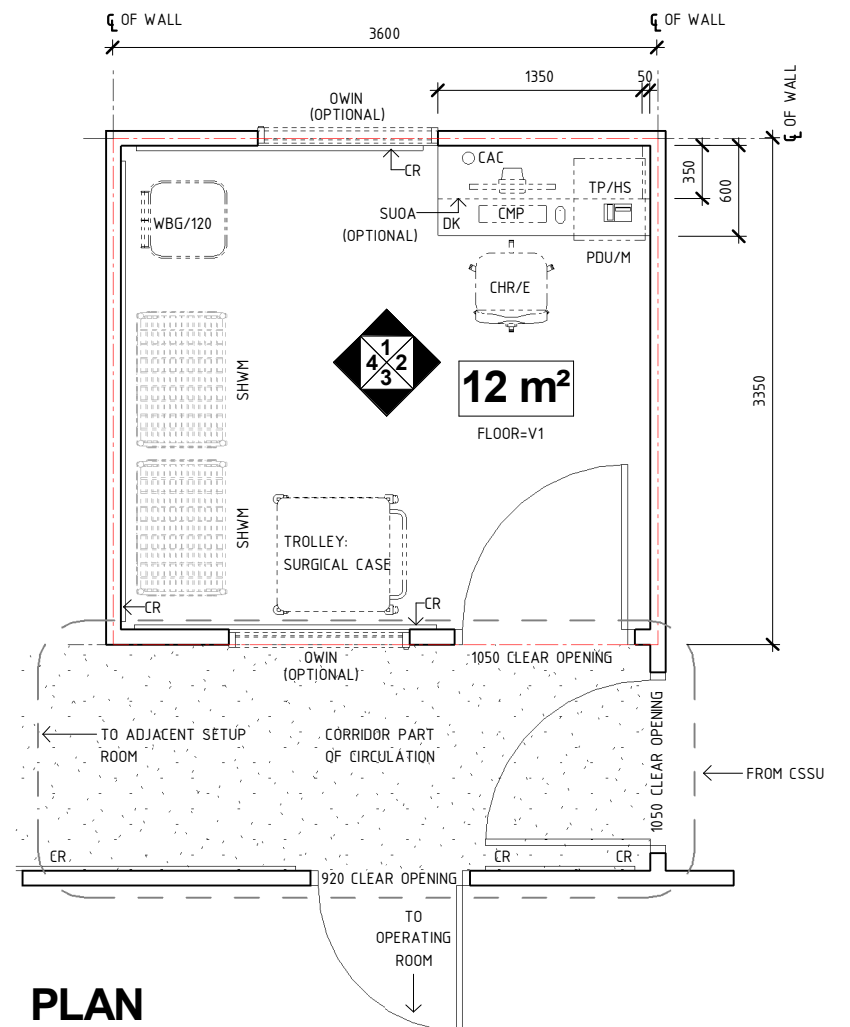
RDS Room Code

setup-12-i

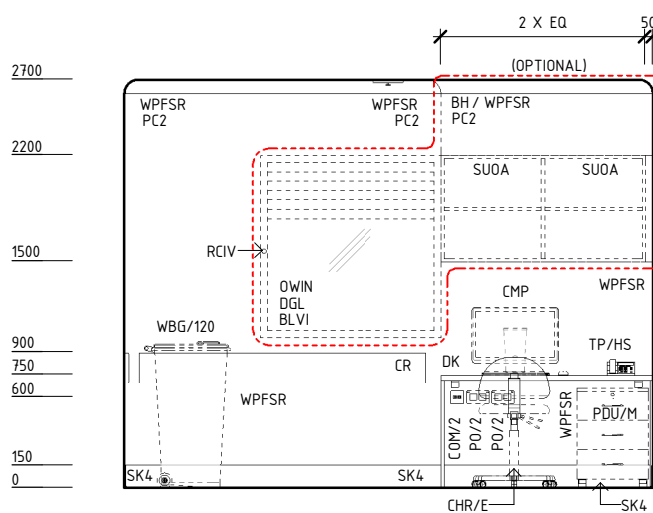
Room Name

Set-up Room, 12m²

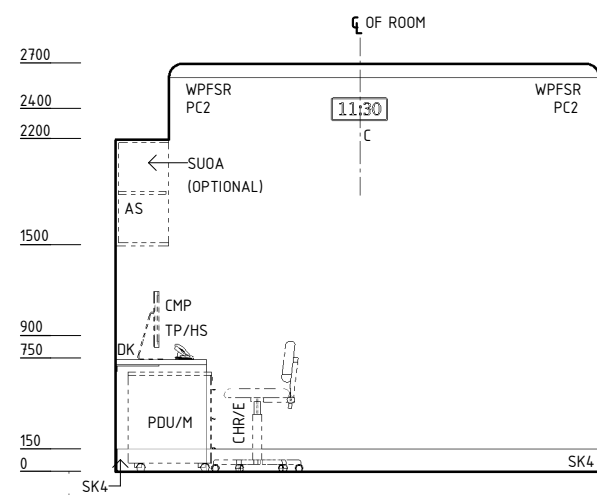
AS	ADJUSTABLE SHELF
BH	BULKHEAD
BLVI	BLIND - VENETIAN, INTEGRAL
C	CLOCK
CAC	CABLE ACCESS CAP
CHR/E	CHAIR - ERGONOMIC, OFFICE
CMP	COMPUTER
COM/2	COMMUNICATION OUTLET - DOUBLE
CR	CRASH RAIL
DFP	DOOR AND DOOR FRAME PROTECTION
DGL	DOUBLE GLAZED
DK	DESK
LS/R	LIGHT SWITCH - ROOM
OPV	OBSERVATION PANEL WITH INTEGRAL VENETIAN BLINDS
OWIN	OBSERVATION WINDOW
PC2	PLASTERBOARD CORNICE, FLUSHED COVERED
PDU/M	PEDESTAL DRAWER UNIT - MOBILE
PO/2	POWER OUTLET - DOUBLE
RCIV	REMOTE CONTROL BUTTON, INTEGRAL VENETIAN BLIND
SG	SAFETY GLASS
SHWM	SHELVING - STAINLESS STEEL WIRE MESH - MOBILE
SK4	FLOOR VINYL COVERED SKIRTING
SUOA	SHELVING UNIT - OVER BENCH, ADJUSTABLE
TP/HS	TELEPHONE - HANDSET, STANDARD
V1	VINYL FLOORING, STANDARD SLIP RESISTANT
WBG/120	WASTE BIN - GENERAL, 120 LITRE
WPFSR	WALL PAINT FINISH, SCRUB RESISTANT



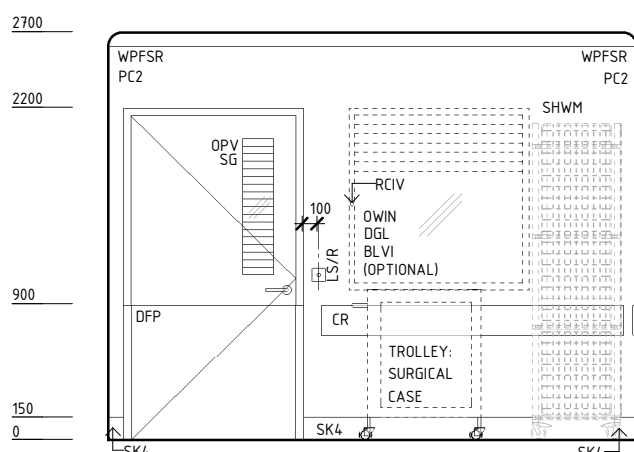
PLAN



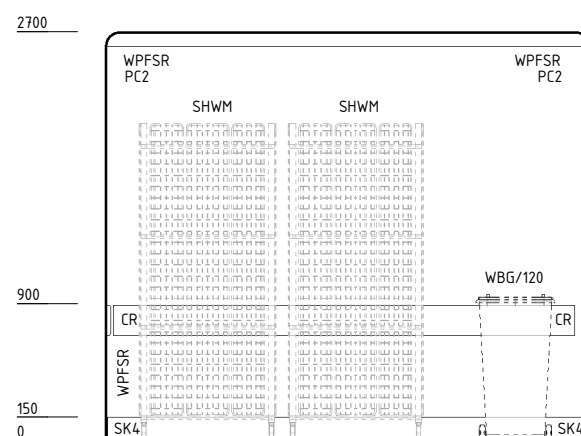
ELEVATION 1



ELEVATION 2



ELEVATION 3



ELEVATION 4

REV	DESCRIPTION	DATE	BY	REV	DESCRIPTION	DATE	BY	COMPATIBILITY
1	FIRST ISSUE	17.11.23	JJ					iHFG



International Health Facility Guidelines at:
www.healthdesign.com.au/iHFG
Editable version of Standard Components on
Health Facility Briefing System (HFBS) at:
www.healthdesign.com.au ©TAHPI



DESIGNED	APPROVED	DATE	SCALE(S)	SHEET
JJ	RH	17.11.23	1 : 50	1 OF 2
REVIT FILE NAME		PAPER DRAWING ID		ISSUE
setup-12-i		setup-12-i-1		1

This document is for advisory purpose only

iHFG Standard Components

Room Layout Sheet

RLS Room Code

setup-12-i

RDS Room Code

setup-12-i

Room Name

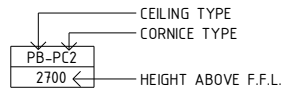
Set-up Room, 12m2

GENERAL NOTES:

THIS DRAWING TO BE READ IN CONJUNCTION WITH R.D.S. (ROOM DATA SHEETS) WHICH TAKES PRECEDENCE.

ALL SERVICES INDICATED ARE INDICATIVE AND SUBJECT TO DETAILED PROJECT SPECIFIC ENGINEERING DESIGN.

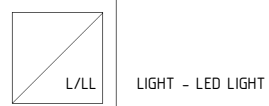
CEILING LEGEND:



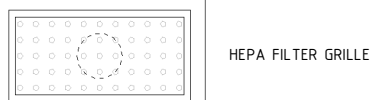
BH/PBSR BULKHEAD - PLASTERBOARD, SCRUB RESISTANT PAINT FINISH
 PBSR-PC2 PLASTERBOARD FLUSH SET CEILING, SCRUB RESISTANT PAINT FINISH WITH PLASTERBOARD CORNICE, FLUSHED COVERED

--- GRID LINE

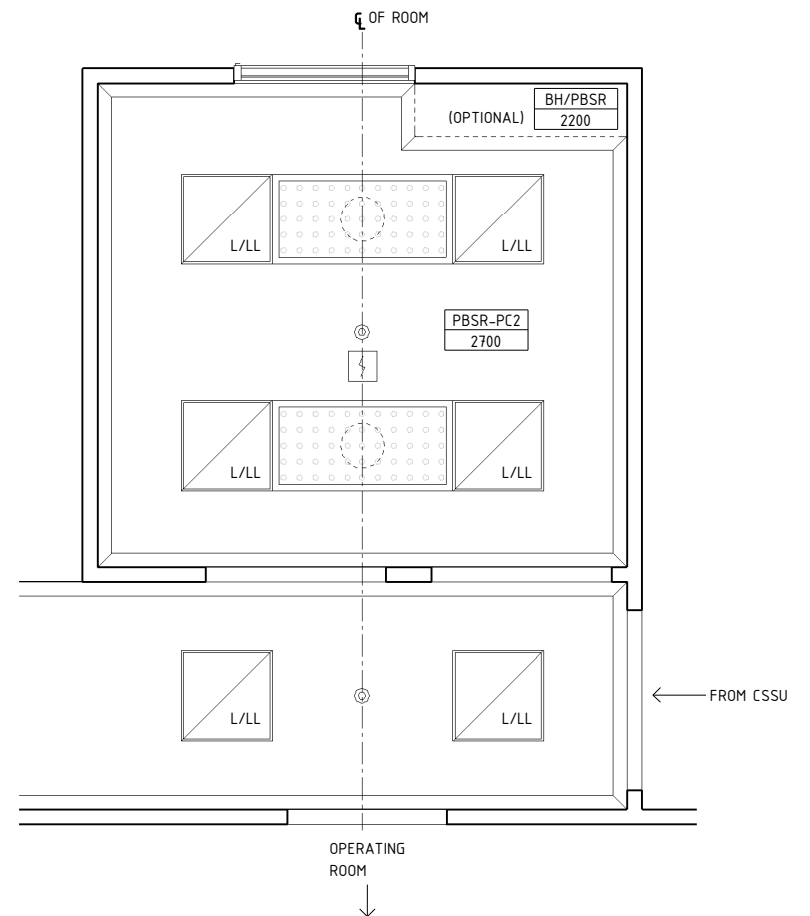
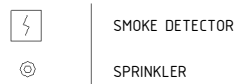
ELECTRICAL LEGEND:



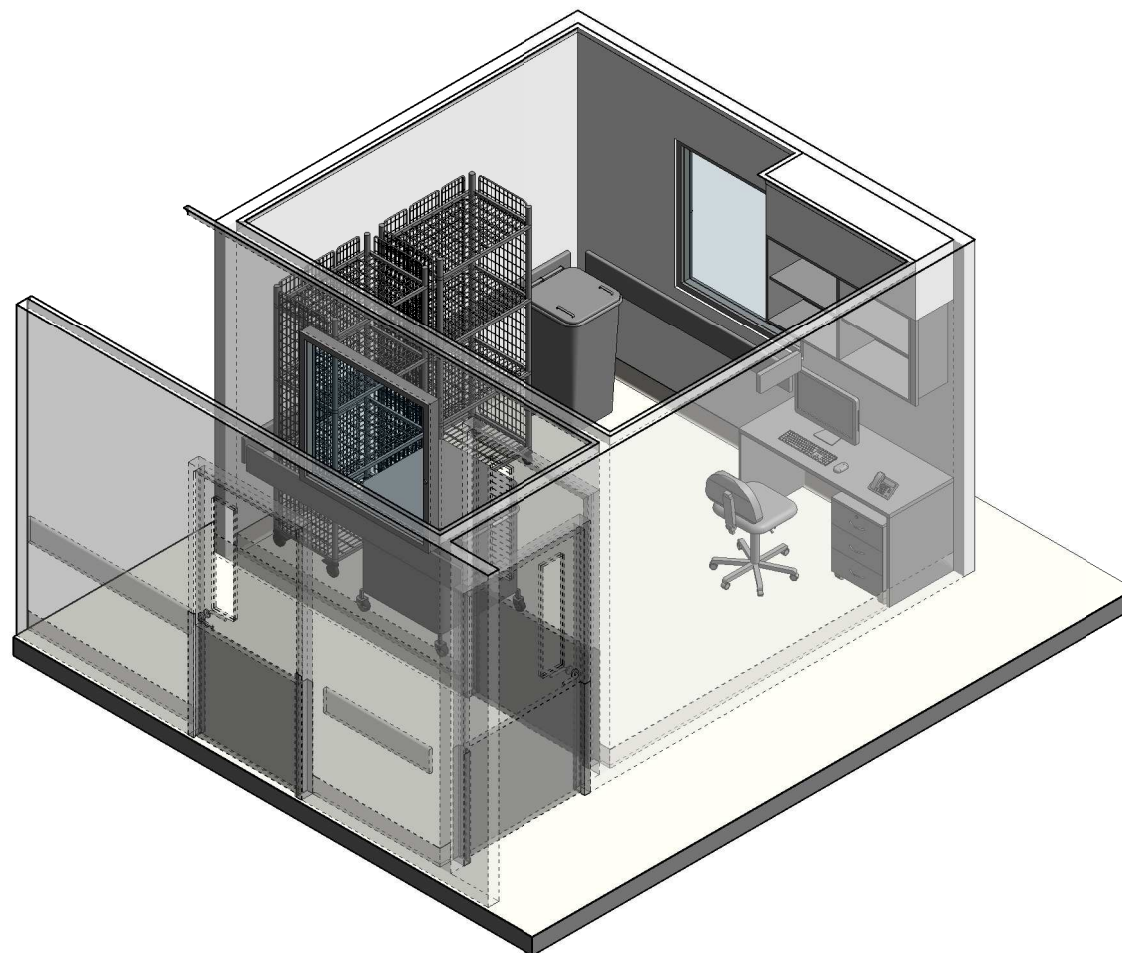
MECHANICAL LEGEND:



FIRE SERVICES LEGEND:



REFLECTED CEILING PLAN



ISOMETRIC VIEW

REV	DESCRIPTION	DATE	BY	REV	DESCRIPTION	DATE	BY	COMPATIBILITY
1	FIRST ISSUE	17.11.23	JJ					iHFG



International Health Facility Guidelines at:
www.healthdesign.com.au/iHFG
 Editable version of Standard Components on Health Facility Briefing System (HFBS) at:
www.healthdesign.com.au ©TAHPI



DESIGNED	APPROVED	DATE	SCALE(S)	SHEET
JJ	RH	17.11.23	1 : 50	2 OF 2
REVIT FILE NAME		PAPER DRAWING ID		ISSUE
setup-12-i		setup-12-i-2		1