

# iHFG Standard Components

## Room Layout Sheet

RLS Room Code

setup-8-i

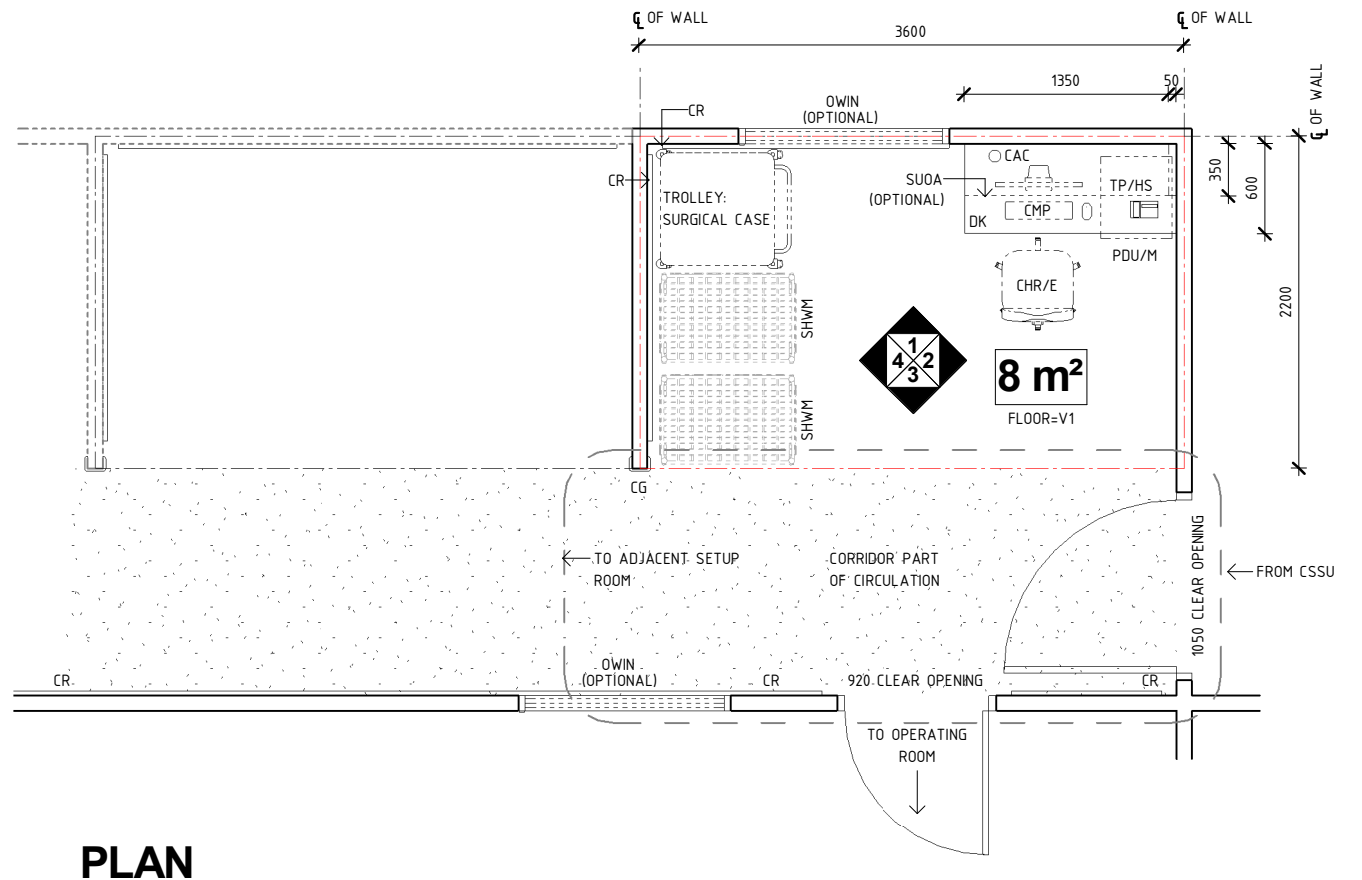
RDS Room Code

setup-8-i

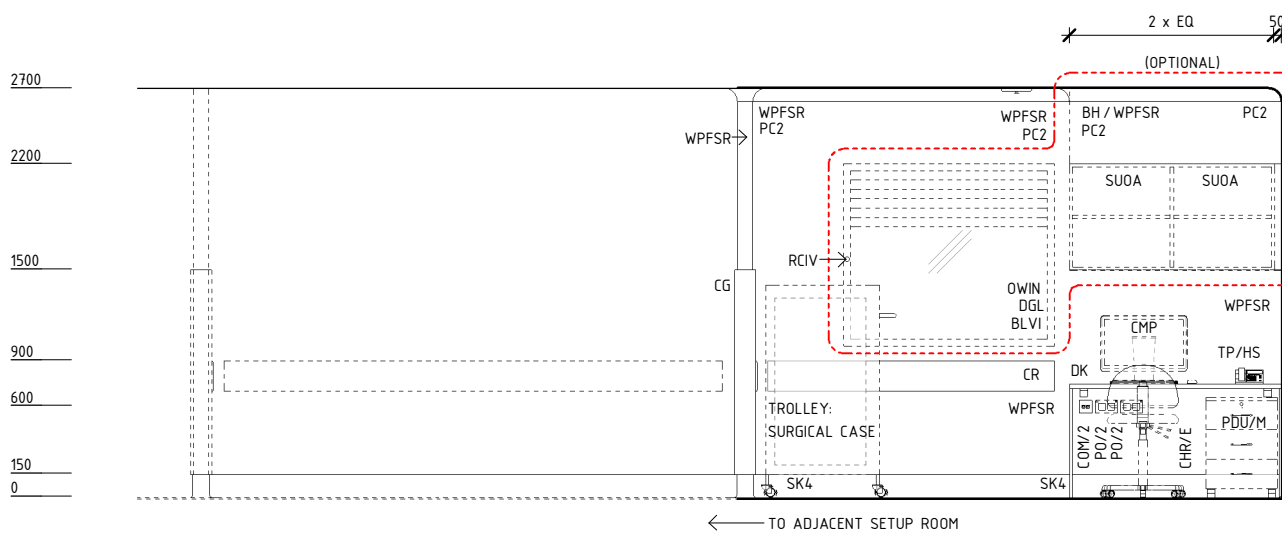
Room Name

Set-up Room, 8m2

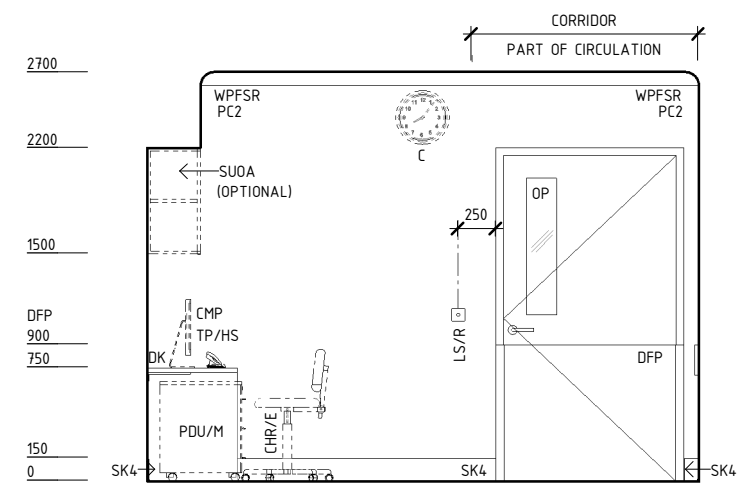
BH	BULKHEAD
BLVI	BLIND - VENETIAN, INTEGRAL
C	CLOCK
CAC	CABLE ACCESS CAP
CG	CORNER GUARD
CHR/E	CHAIR - ERGONOMIC, OFFICE
CMP	COMPUTER
COM/2	COMMUNICATION OUTLET - DOUBLE
CR	CRASH RAIL
DFP	DOOR AND DOOR FRAME PROTECTION
DGL	DOUBLE GLAZED
DK	DESK
LS/R	LIGHT SWITCH - ROOM
OP	OBSERVATION PANEL
OPV	OBSERVATION PANEL WITH INTEGRAL VENETIAN BLINDS
OWIN	OBSERVATION WINDOW
PC2	PLASTERBOARD CORNICE, FLUSHED COVERED
PDU/M	PEDESTAL DRAWER UNIT - MOBILE
PO/2	POWER OUTLET - DOUBLE
RCIV	REMOTE CONTROL BUTTON, INTEGRAL VENETIAN BLIND
SG	SAFETY GLASS
SHWM	SHELVING - STAINLESS STEEL WIRE MESH - MOBILE
SK4	FLOOR VINYL COVED SKIRTING
SUOA	SHELVING UNIT - OVER BENCH, ADJUSTABLE
TP/HS	TELEPHONE - HANDSET, STANDARD
V1	VINYL FLOORING, STANDARD SLIP RESISTANT
WPFSR	WALL PAINT FINISH, SCRUB RESISTANT



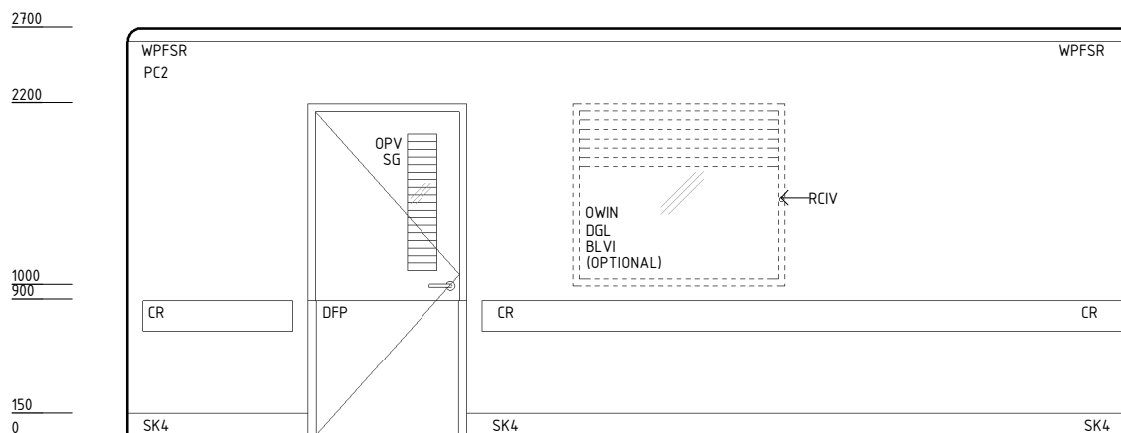
PLAN



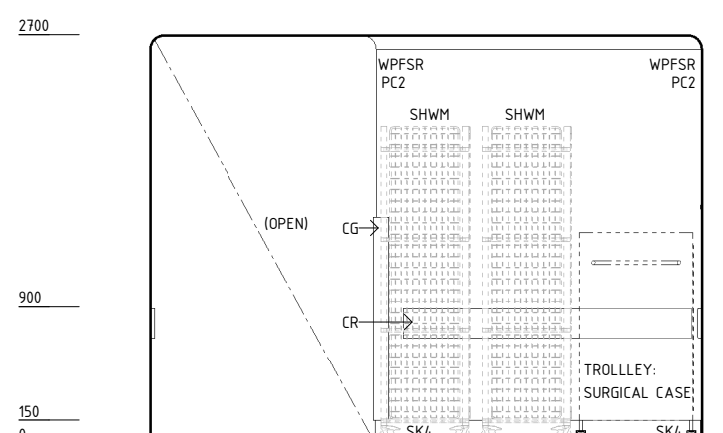
ELEVATION 1



ELEVATION 2



ELEVATION 3



ELEVATION 4

REV	DESCRIPTION	DATE	BY	REV	DESCRIPTION	DATE	BY	COMPATIBILITY
1	FIRST ISSUE	24.10.10	LL	4	GENERAL REVISION	31.08.22	RA	iHFG
2	GENERAL REVISION	30.08.11	SK					
3	GENERAL REVISION	31.10.12	KC					



International Health Facility Guidelines at:  
www.healthdesign.com.au/iHFG  
Editable version of Standard Components on  
Health Facility Briefing System (HFBS) at:  
www.healthdesign.com.au ©TAHPI



DESIGNED	APPROVED	DATE	SCALE(S)	SHEET
RA	RH	31.08.22	1 : 50	1 OF 2
REVIT FILE NAME		PAPER DRAWING ID		ISSUE
setup-8-i		setup-8-i-1		4

# iHFG Standard Components

## Room Layout Sheet

Room Name | **Set-up Room, 8m2**

RLS Room Code

**setup-8-i**

RDS Room Code

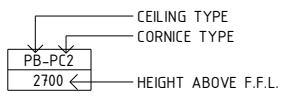
setup-8-i

### GENERAL NOTES:

THIS DRAWING TO BE READ IN CONJUNCTION WITH R.D.S. (ROOM DATA SHEETS) WHICH TAKES PRECEDENCE.

ALL SERVICES INDICATED ARE INDICATIVE AND SUBJECT TO DETAILED PROJECT SPECIFIC ENGINEERING DESIGN.

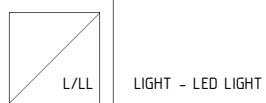
### CEILING LEGEND:



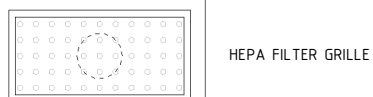
BH/PBSR BULKHEAD - PLASTERBOARD, SCRUB RESISTANT PAINT FINISH  
PBSR-PC2 PLASTERBOARD FLUSH SET CEILING, SCRUB RESISTANT PAINT FINISH WITH PLASTERBOARD CORNICHE, FLUSHED COVERED

--- GRID LINE

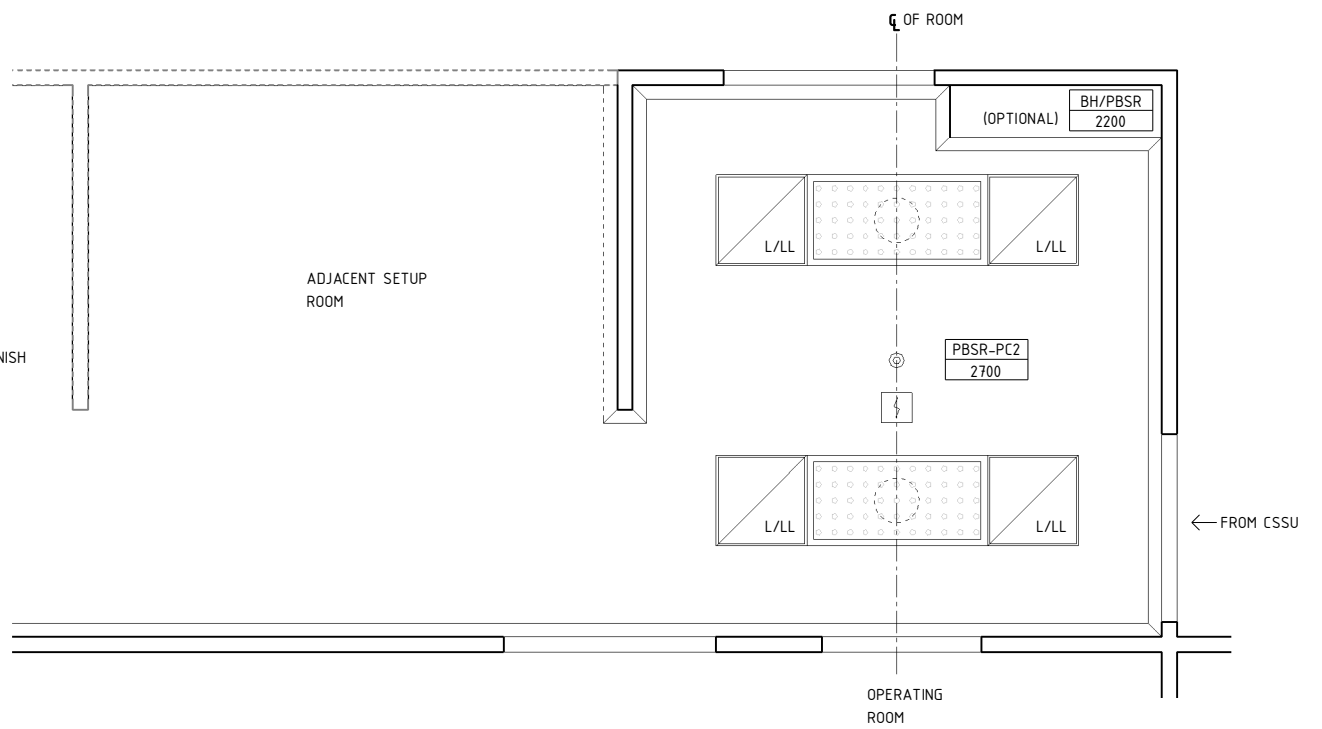
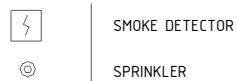
### ELECTRICAL LEGEND:



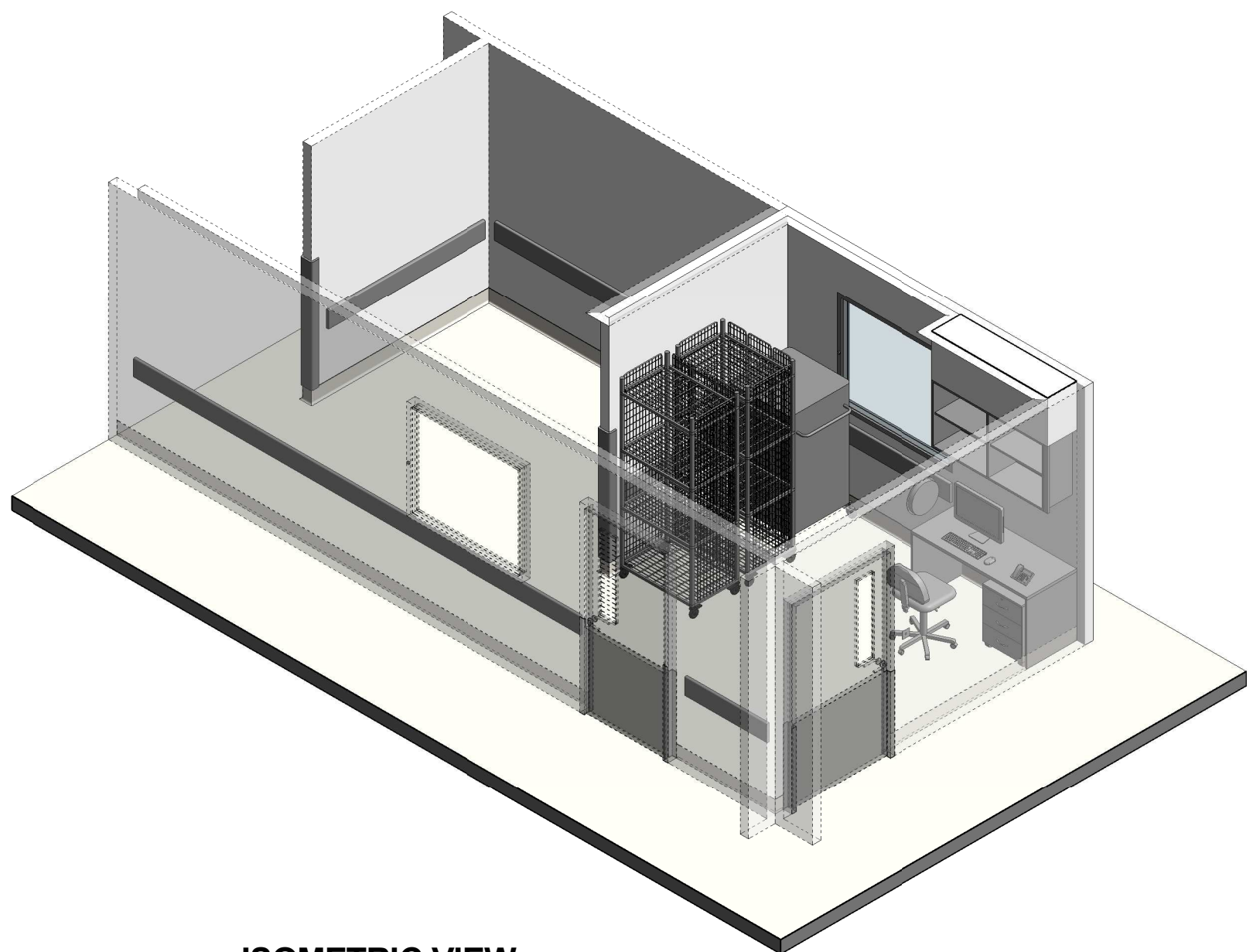
### MECHANICAL LEGEND:



### FIRE SERVICES LEGEND:



## REFLECTED CEILING PLAN



## ISOMETRIC VIEW

REV	DESCRIPTION	DATE	BY	REV	DESCRIPTION	DATE	BY	COMPATIBILITY				
1	FIRST ISSUE	24.10.10	LL	4	GENERAL REVISION	31.08.22	RA	iHFG				
2	GENERAL REVISION	30.08.11	SK									
3	GENERAL REVISION	31.10.12	KC									
								DESIGNED	APPROVED	DATE	SCALE(S)	SHEET
								RA	RH	31.08.22	1 : 50	2 OF 2
								REVIT FILE NAME		PAPER DRAWING ID		ISSUE
								setup-8-i		setup-8-i-2		4