

# iHFG Standard Components

## Room Layout Sheet

RLS Room Code

shpt-i

RDS Room Code

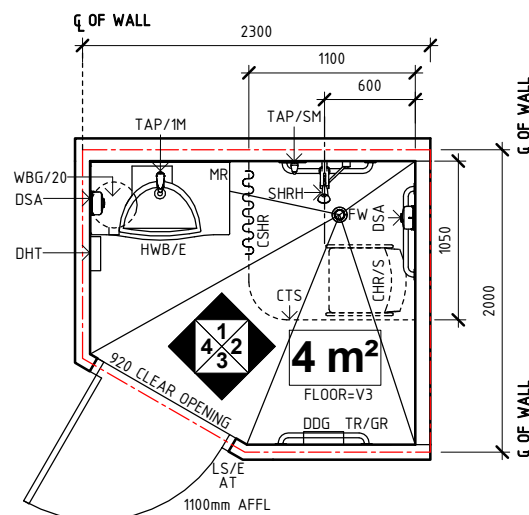
shpt-i

Room Name

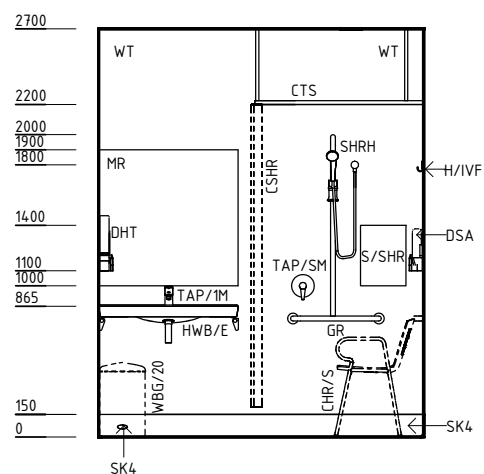
Shower - Patient

CHR/S	CHAIR - SHOWER
COH	COAT HOOK
CSHR	CURTAIN - SHOWER
CTS	CURTAIN TRACK - SHOWER
DDG	DISPENSER - DISPOSABLE GLOVES
DFP	DOOR AND DOOR FRAME PROTECTION
DHT	DISPENSER - PAPER HAND TOWEL
DSA	DISPENSER - SOAP, ANTISEPTIC
EC	EMERGENCY CALL
FW	FLOOR WASTE
GR	GRAB RAIL
H/IVF	HOOK - FOR IV FLASKS
HWB/E	HAND WASH BASIN - ENSUITE
LS/E	LIGHT SWITCH - ENSUITE
MR	MIRROR
PC	PATIENT CALL
PO/2	POWER OUTLET - DOUBLE
S/SHR	SOAP/ SHAMPOO HOLDER - RECESSED
SAC	STAFF ASSIST CALL
SHRH	SHOWER - HAND HELD SHOWER HEAD
SK4	FLOOR VINYL COVED SKIRTING
TAP/1M	TAPWARE - SINGLE MIXER
TAP/SM	TAPWARE - SHOWER MIXER
TR/GR	TOWEL RAIL, GRAB RAIL
V3	VINYL FLOORING, NON SLIP - STUDDED
WBG/20	WASTE BIN - GENERAL, 20 LITRE
WPF	WALL PAINT FINISH
WT	WALL TILE

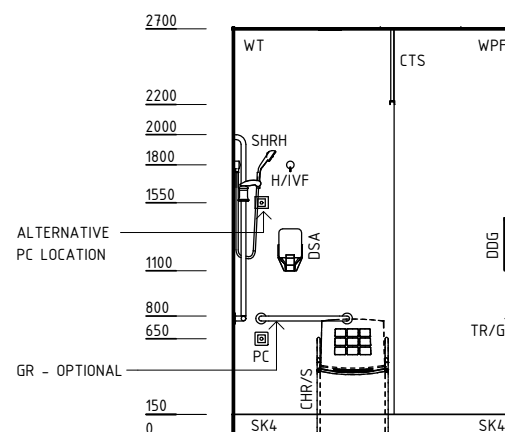
NOTE:  
1. FALLS IN FLOOR IN SHOWER TO BE 1:60,  
OUTSIDE SHOWER TO BE 1:80 TO 1:100



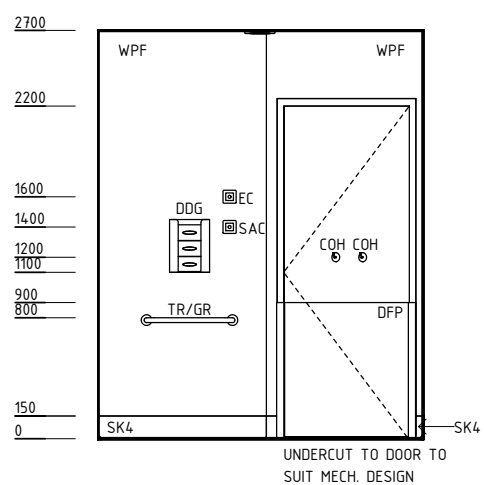
PLAN



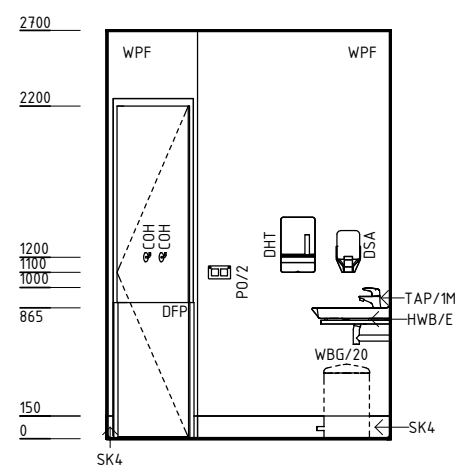
ELEVATION 1



ELEVATION 2



ELEVATION 3



ELEVATION 4

REV	DESCRIPTION	DATE	BY	REV	DESCRIPTION	DATE	BY	COMPATIBILITY
1	FIRST ISSUE	27.10.14	NB					
2	GENERAL REVISION	14.04.14	NB					
3	GENERAL REVISION	27.01.23	SS					

<b>International Health Facility Guidelines</b>	International Health Facility Guidelines at: <a href="http://www.healthdesign.com.au/iHFG">www.healthdesign.com.au/iHFG</a> Editable version of Standard Components on Health Facility Briefing System (HFBS) at: <a href="http://www.healthdesign.com.au">www.healthdesign.com.au</a> @TAHPI			DESIGNED	APPROVED	DATE	SCALE(S)	SHEET
	SS	SA		27.01.23	1 : 50	1 OF 2		
				REVIT FILE NAME	PAPER DRAWING ID		ISSUE	
				shpt-i	shpt-i-1		3	

# iHFG Standard Components

## Room Layout Sheet

RLS Room Code

shpt-i

RDS Room Code

shpt-i

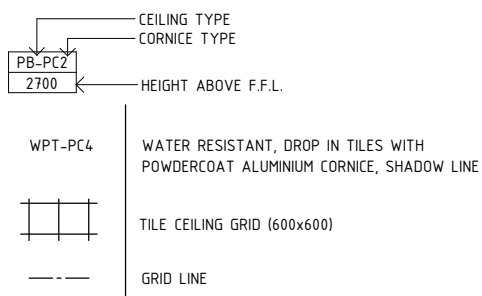
Room Name | Shower - Patient

### GENERAL NOTES:

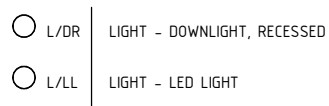
THIS DRAWING TO BE READ IN CONJUNCTION WITH R.D.S. (ROOM DATA SHEETS) WHICH TAKES PRECEDENCE.

ALL SERVICES INDICATED ARE INDICATIVE AND SUBJECT TO DETAILED PROJECT SPECIFIC ENGINEERING DESIGN.

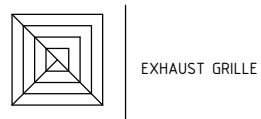
### CEILING LEGEND:



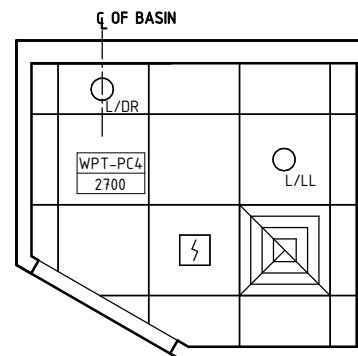
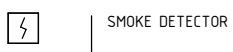
### ELECTRICAL LEGEND:



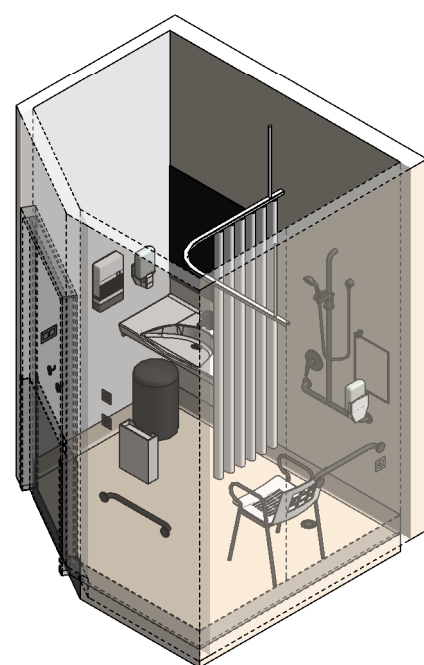
### MECHANICAL LEGEND:



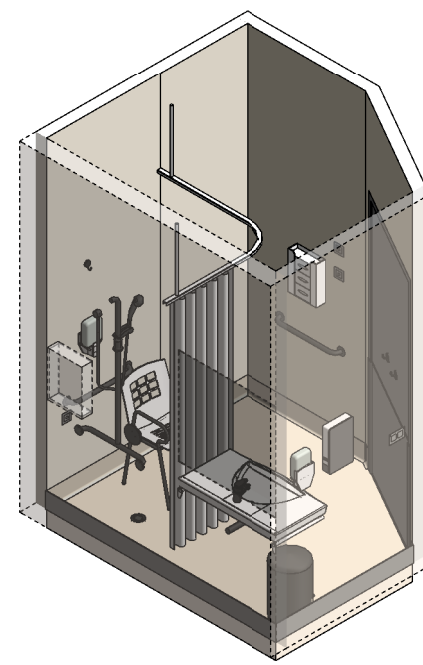
### FIRE SERVICES LEGEND:



**REFLECTED CEILING PLAN**



**ISOMETRIC VIEW 01**



**ISOMETRIC VIEW 02**

REV	DESCRIPTION	DATE	BY	REV	DESCRIPTION	DATE	BY	COMPATIBILITY				
1	FIRST ISSUE	27.10.14	NB					iHFG				
2	GENERAL REVISION	14.04.14	NB									
3	GENERAL REVISION	27.01.23	SS									
								DESIGNED	APPROVED	DATE	SCALE(S)	SHEET
								SS	SA	27.01.23	1 : 50	2 OF 2
								REVIT FILE NAME		PAPER DRAWING ID		ISSUE
								shpt-i		shpt-i-2		3