

iHFG Standard Components

Room Layout Sheet

RLS Room Code

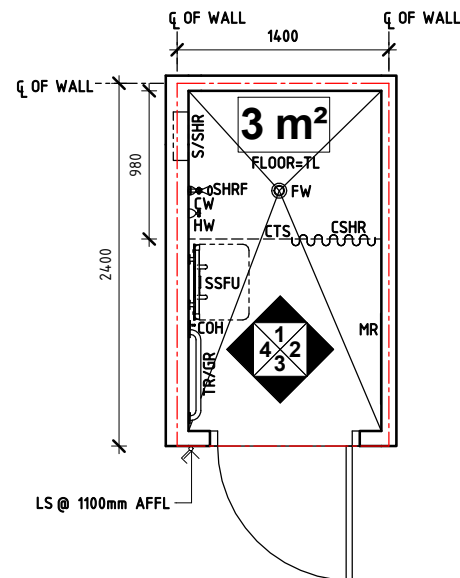
shst-3-i

RDS Room Code

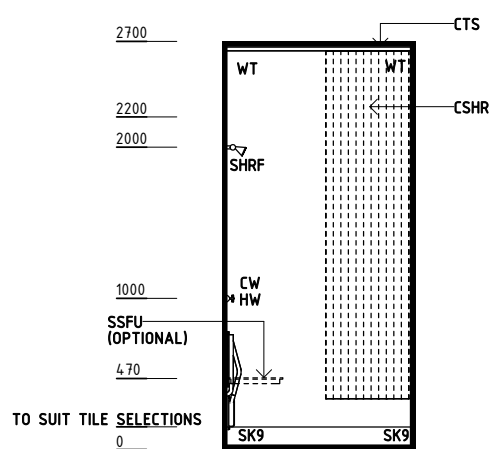
shst-3-i

Room Name | Shower - Staff, 3m2

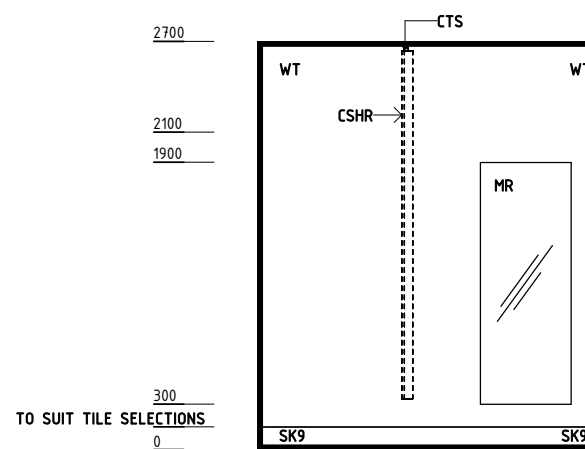
- COH | COAT HOOK
- CSHR | CURTAIN - SHOWER
- CTS | CURTAIN TRACK - SHOWER
- CW | COLD WATER OUTLET
- FW | FLOOR WASTE
- HW | HOT WATER OUTLET
- KP | KICKPLATE
- LS | LIGHT SWITCH
- MR | MIRROR
- S/SHR | SOAP/ SHAMPOO HOLDER - RECESSED
- SHRF | SHOWER - FIXED ROSE
- SK9 | TILE COVERED SKIRTING
- SSFU | SHOWER SEAT - FOLD UP
- TL | TILE FLOORING
- TR/GR | TOWEL RAIL, GRAB RAIL
- WT | WALL TILE



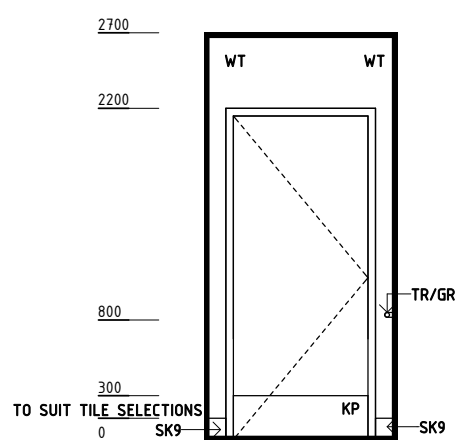
PLAN



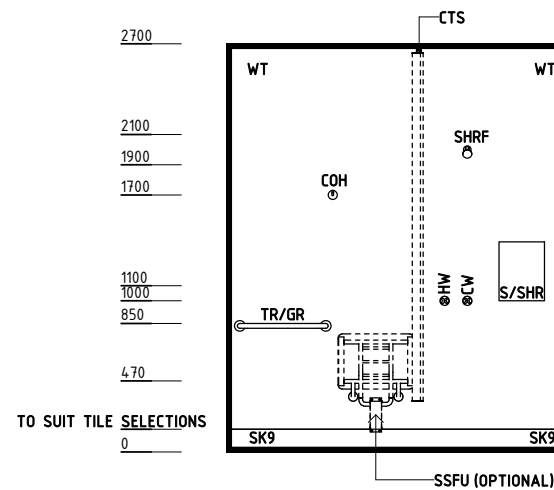
ELEVATION 1



ELEVATION 2



ELEVATION 3



ELEVATION 4

REV	DESCRIPTION	DATE	BY	REV	DESCRIPTION	DATE	BY	COMPATIBILITY
1	FIRST ISSUE	19.06.15	NB					
2	GENERAL REVISION	30.12.22	RA					



International Health Facility Guidelines at:
www.healthdesign.com.au/iHFG
Editable version of Standard Components on
Health Facility Briefing System (HFBS) at:
www.healthdesign.com.au ©TAHPI



DESIGNED	APPROVED	DATE	SCALE(S)	SHEET
RA	RH	30.12.22	1 : 50	1 OF 2
REVIT FILE NAME		PAPER DRAWING ID		ISSUE
shst-3-i		shst-3-i-1		2