

iHFG Standard Components

Room Layout Sheet

RLS Room Code

srm-20-i

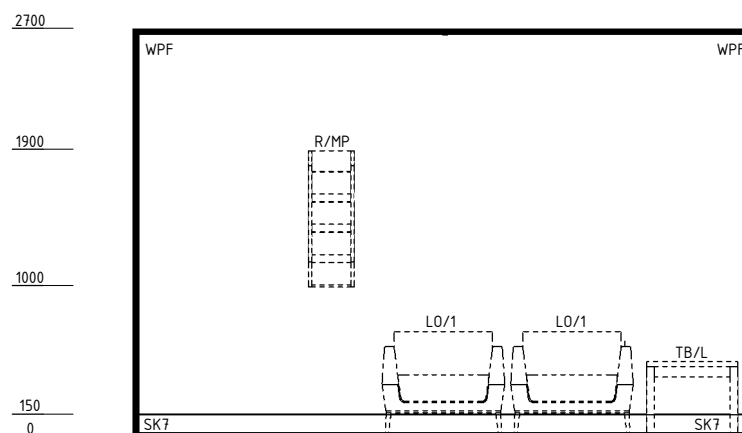
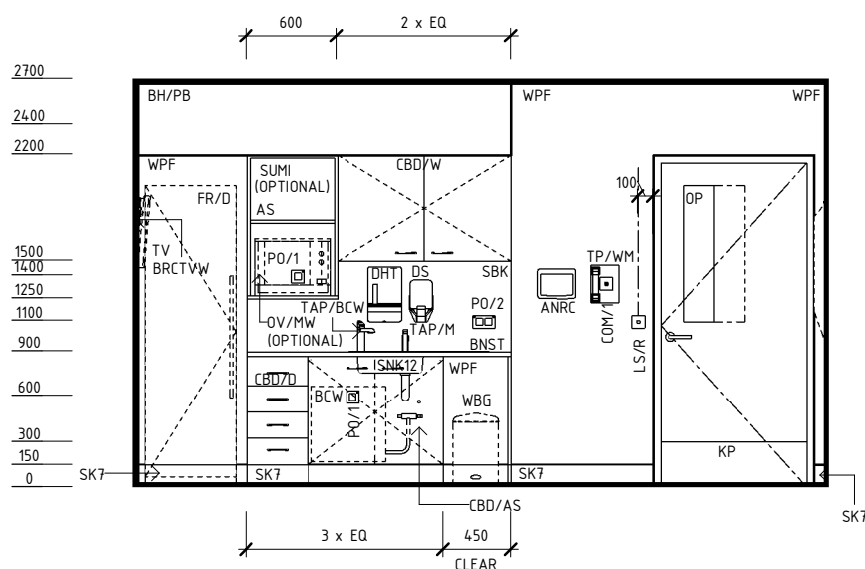
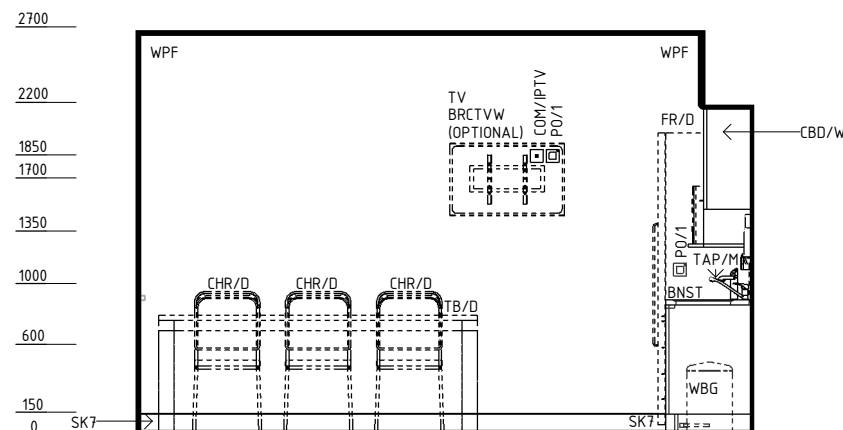
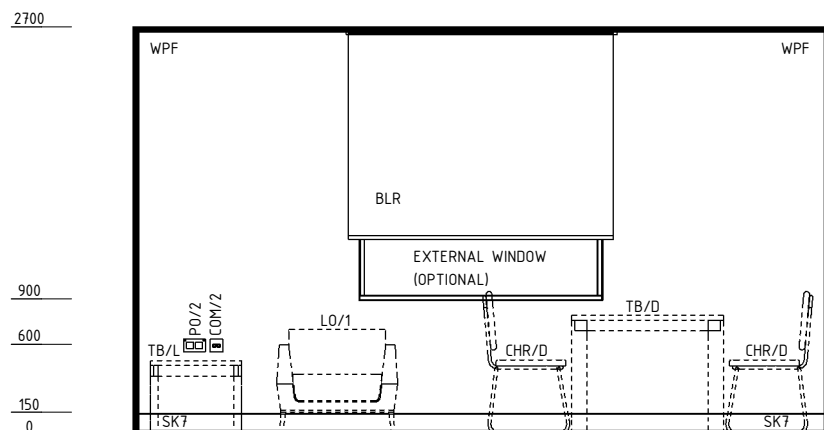
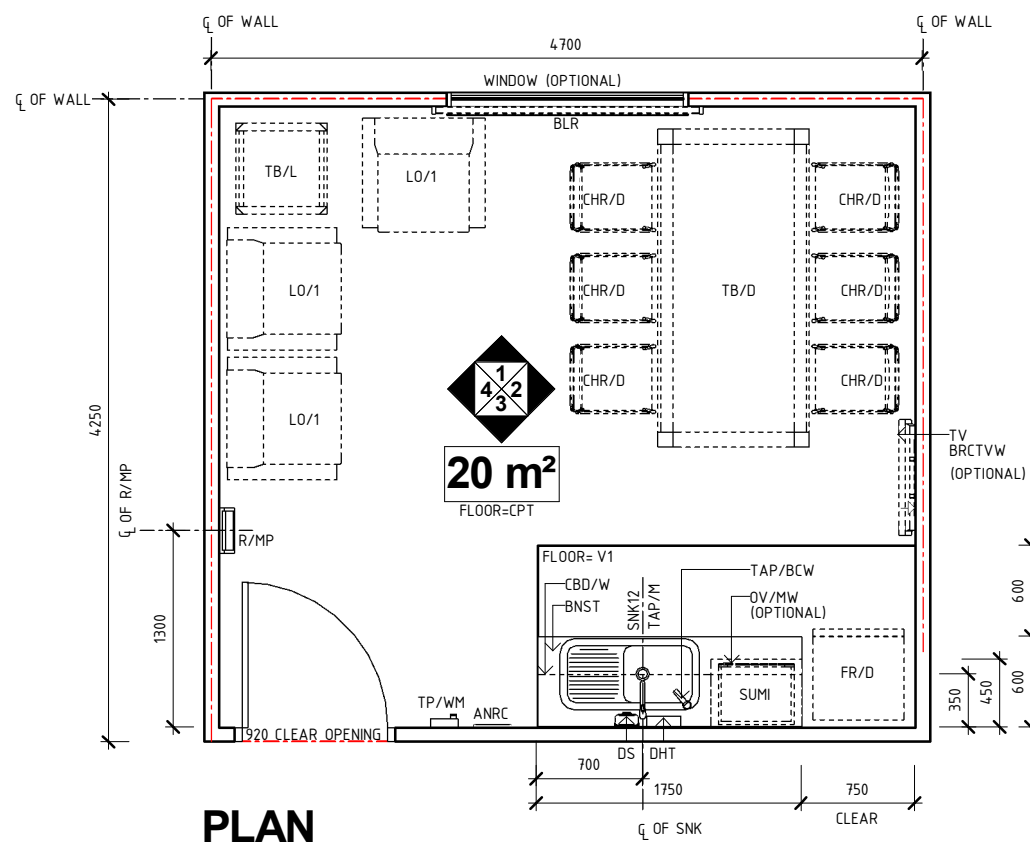
RDS Room Code

srm-20-i

Room Name

Staff Room, 20m²

ANRC	ANNUNCIATOR - ROOM CONSOLE
AS	ADJUSTABLE SHELF
BCW	BOILING / CHILLED WATER UNIT
BH/PB	BULKHEAD - PLASTERBOARD, PAINT FINISH
BLR	BLIND - ROLLER
BNST	BENCH - STONE
BRCTVW	BRACKET - TELEVISION, WALL MOUNTED
CBD/AS	CUPBOARD - ADJUSTABLE SHELVES
CBD/D	CUPBOARD - DRAWER UNIT
CBD/W	CUPBOARD - WALL MOUNTED
CHR/D	CHAIR - DINING
COM/1	COMMUNICATION OUTLET - SINGLE
COM/2	COMMUNICATION OUTLET - DOUBLE
COM/IPTV	COMMUNICATION OUTLET - INTERNET PROTOCOL TELEVISION
CPT	CARPET
DHT	DISPENSER - PAPER HAND TOWEL
DS	DISPENSER - SOAP
FR/D	FRIDGE - DOMESTIC
KP	KICKPLATE
LO/1	LOUNGE - 1 SEAT
LS/R	LIGHT SWITCH - ROOM
OP	OBSERVATION PANEL
OV/MW	OVEN - MICROWAVE
PO/1	POWER OUTLET - SINGLE
PO/2	POWER OUTLET - DOUBLE
R/MP	RACK - MAGAZINE, PAMPHLET
SBK	SPLASHBACK
SK7	TIMBER SKIRTING
SNK12	SINK WITH DRAINER - SINGLE
SUMI	SHELVING UNIT - MICROWAVE
TAP/BCW	TAPWARE - BOILING / CHILLED WATER UNIT
TAP/M	TAPWARE - MIXER
TB/D	TABLE - DINING
TB/L	TABLE - LOW
TP/WM	TELEPHONE - WALL MOUNTED
TV	TELEVISION
V1	VINYL FLOORING, STANDARD SLIP RESISTANT
WBG	WASTE BIN - GENERAL
WPF	WALL PAINT FINISH



REV	DESCRIPTION	DATE	BY	REV	DESCRIPTION	DATE	BY	COMPATIBILITY
1	FIRST ISSUE	29.08.14	NB					
2	GENERAL REVISION	07.01.15	NB					
3	GENERAL REVISION	31.08.22	RA					

iHFG Standard Components

Room Layout Sheet

RLS Room Code

srm-20-i

RDS Room Code

srm-20-i

Room Name

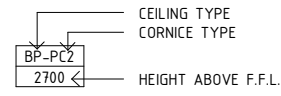
Staff Room, 20m2


GENERAL NOTES:

THIS DRAWING TO BE READ IN CONJUNCTION WITH R.D.S. (ROOM DATA SHEETS) WHICH TAKES PRECEDENCE.


ALL SERVICES INDICATED ARE INDICATIVE AND SUBJECT TO DETAILED PROJECT SPECIFIC ENGINEERING DESIGN.

CEILING LEGEND:

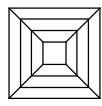
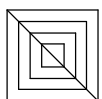


- ACT-PC5 | ACOUSTIC CEILING TILES WITH POWDERCOAT ALUMINIUM CORNICE, FLUSHED AGAINST WALL
- BH/PB | BULKHEAD - PLASTERBOARD, PAINT FINISH
-  | TILE CEILING GRID (600 x 600)
- | GRID LINE



ELECTRICAL LEGEND:

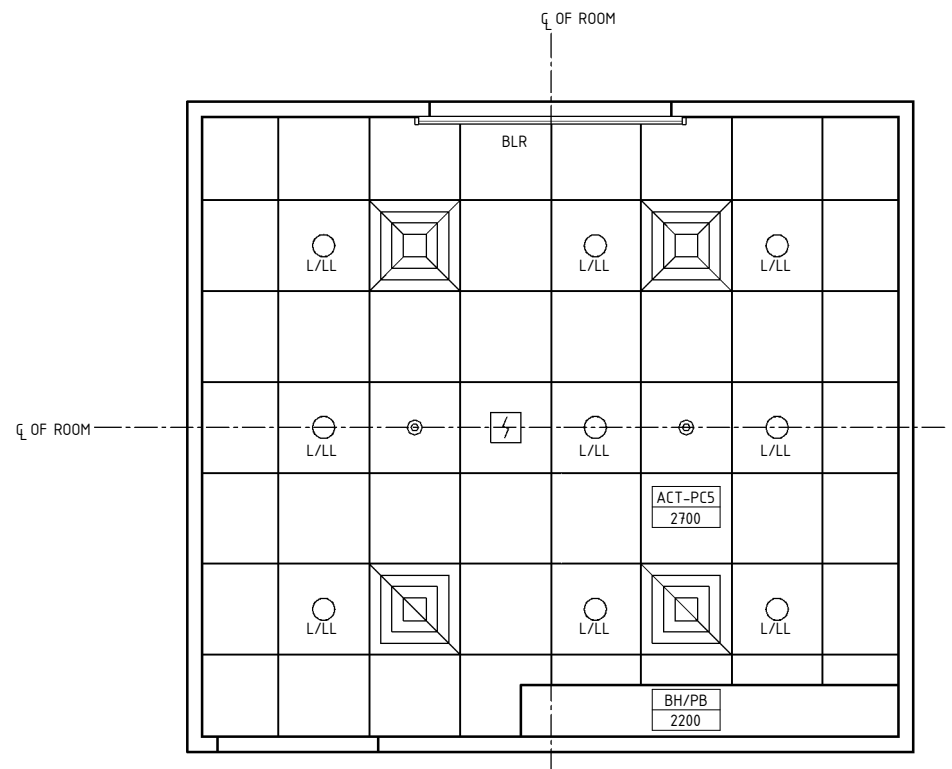
-  | LIGHT - LED LIGHT

MECHANICAL LEGEND:


-  | SUPPLY AIR GRILLE
-  | RETURN AIR GRILLE

FIRE SERVICES LEGEND:

-  | SMOKE DETECTOR
-  | SPRINKLER



REFLECTED CEILING PLAN

REV	DESCRIPTION	DATE	BY	REV	DESCRIPTION	DATE	BY	COMPATIBILITY				
1	FIRST ISSUE	29.08.14	NB									
2	GENERAL REVISION	07.01.15	NB									
3	GENERAL REVISION	31.08.22	RA									
								DESIGNED	APPROVED	DATE	SCALE(S)	SHEET
								RA	RH	31.08.22	1 : 50	2 OF 3
								REVIT FILE NAME	PAPER DRAWING ID		ISSUE	
								srm-20-i	srm-20-i-2		3	

iHFG Standard Components

Room Layout Sheet

RLS Room Code

srm-20-i

RDS Room Code

srm-20-i

Room Name

Staff Room, 20m2



ISOMETRIC VIEW 01



ISOMETRIC VIEW 02

REV	DESCRIPTION	DATE	BY	REV	DESCRIPTION	DATE	BY	COMPATIBILITY																				
1	FIRST ISSUE	29.08.14	NB					iHFG																				
								<table border="1"> <thead> <tr> <th>DESIGNED</th> <th>APPROVED</th> <th>DATE</th> <th>SCALE(S)</th> <th>SHEET</th> </tr> </thead> <tbody> <tr> <td>RA</td> <td>RH</td> <td>31.08.22</td> <td></td> <td>3 OF 3</td> </tr> <tr> <td colspan="2">REVIT FILE NAME</td> <td colspan="2">PAPER DRAWING ID</td> <td>ISSUE</td> </tr> <tr> <td colspan="2">srm-20-i</td> <td colspan="2">srm-20-i-3</td> <td>1</td> </tr> </tbody> </table>	DESIGNED	APPROVED	DATE	SCALE(S)	SHEET	RA	RH	31.08.22		3 OF 3	REVIT FILE NAME		PAPER DRAWING ID		ISSUE	srm-20-i		srm-20-i-3		1
DESIGNED	APPROVED	DATE	SCALE(S)	SHEET																								
RA	RH	31.08.22		3 OF 3																								
REVIT FILE NAME		PAPER DRAWING ID		ISSUE																								
srm-20-i		srm-20-i-3		1																								