

iHFG Standard Components

Room Layout Sheet

Room Name

Staff Station / Clean Utility

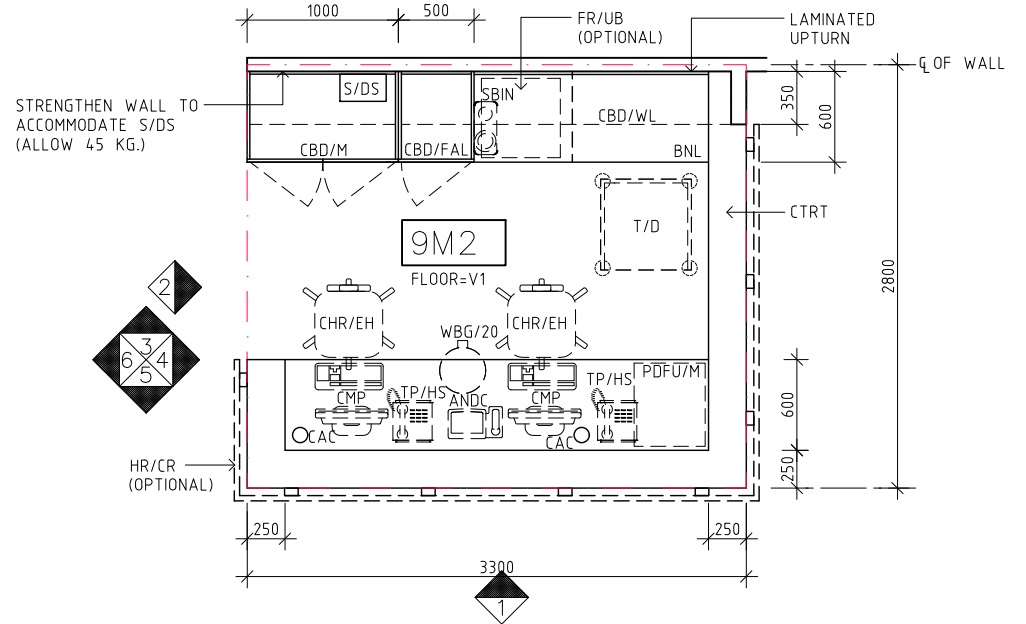
RLS Room Code

SSCU-i

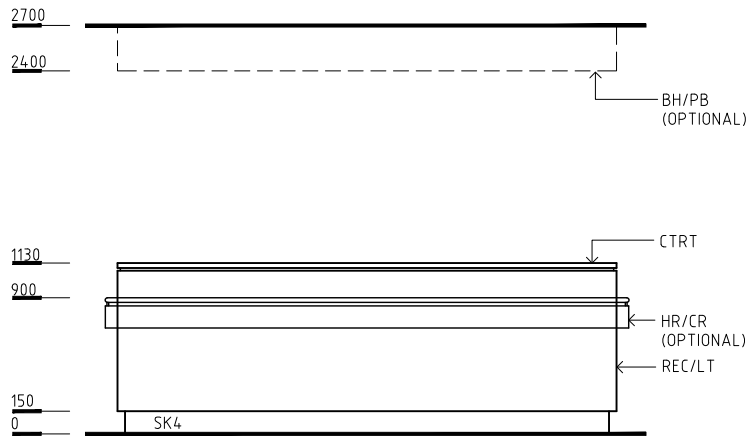
RDS Room Code

sscu-i

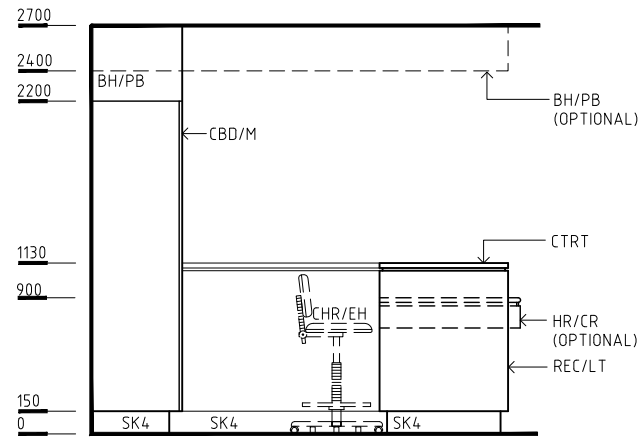
AS	ADJUSTABLE SHELF
ANDC	ANNUNCIATOR - DESKTOP CONSOLE
BH/PB	BULKHEAD - PLASTERBOARD, PAINT FINISH
BNL	BENCH - LAMINATE
CAC	CABLE ACCESS CAP
CBD/FAL	CUPBOARD - FULL HEIGHT, ADJUSTABLE SHELVES, LOCKABLE
CBD/M	CUPBOARD - MEDICATION, LOCKABLE
CBD/UBL	CUPBOARD - UNDER BENCH, LOCKABLE
CBD/WL	CUPBOARD - WALL MOUNTED, LOCKABLE
CHR/EH	CHAIR - ERGONOMIC, HIGH
CMP	COMPUTER
COM/2	COMMUNICATION OUTLET - DOUBLE
CTRT	COUNTER TOP
FR/UB	FRIDGE - UNDER BENCH
FS	FIXED SHELF
HR/CR	HANDRAIL/ CRASH RAIL
L/PT	LIGHT - PELMET TASK LIGHT
LS/P	LIGHT SWITCH, PELMET TASK LIGHT
LVP	LAMINATED VERTICAL SUPPORT PANEL
PDFU/M	PEDESTAL DRAWER/FILING UNIT - MOBILE
PO/1	POWER OUTLET - SINGLE
PO/1E	POWER OUTLET - EMERGENCY, SINGLE
PO/2	POWER OUTLET - DOUBLE
REC/LT	RECEPTION DESK - LAMINATE/ TIMBER
S/DS	SAFE - DANGEROUS DRUG, SMALL
SBIN	SHARPS BIN
SK4	FLOOR VINYL COVERED SKIRTING
TP/HS	TELEPHONE - HANDSET, STANDARD
T/D	TROLLEY - DRESSING
V1	VINYL FLOORING, STANDARD SLIP RESISTANT
WBG/20	WASTE BIN - GENERAL- 20 LITERS
WPF	WALL PAINT FINISH



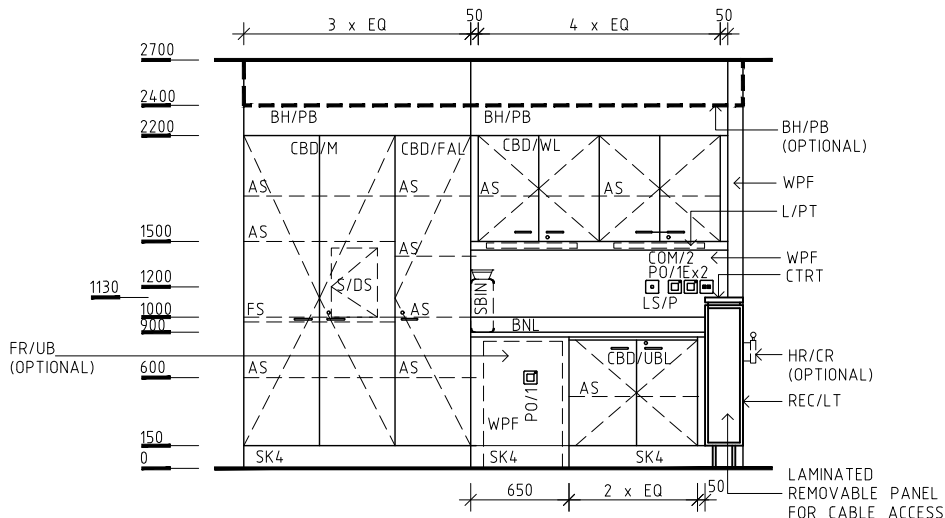
PLAN



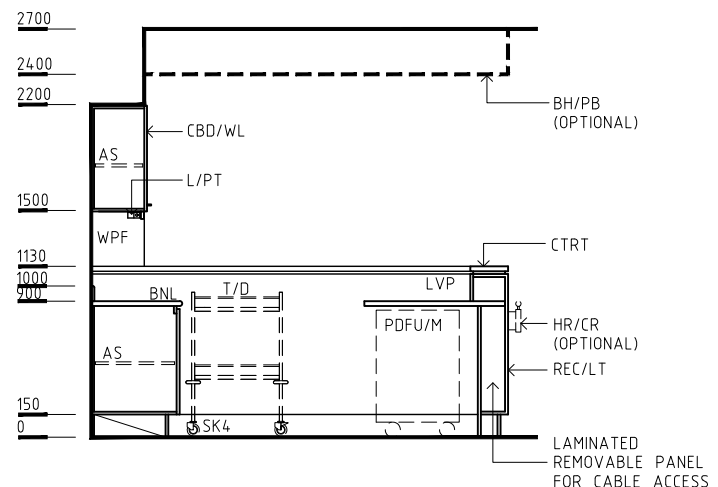
ELEVATION 1



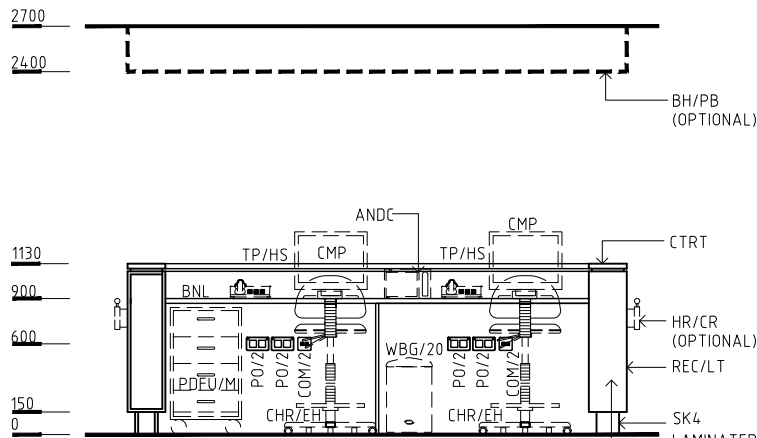
ELEVATION 2



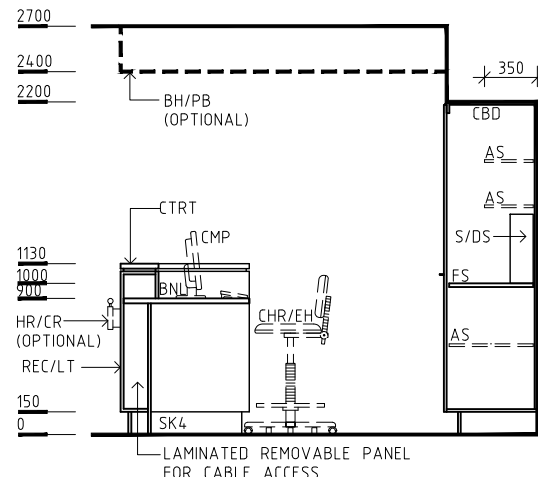
ELEVATION 3



ELEVATION 4



ELEVATION 5



ELEVATION 6

REV	DESCRIPTION	DATE	BY	REV	DESCRIPTION	DATE	BY	COMPATIBILITY
1	FIRST ISSUE	24.04.10	CC	4	GENERAL REVISION	30.08.22	RA	iHFG
2	GENERAL REVISION	30.08.11	SK					
3	GENERAL REVISION	31.10.12	KC					



International Health Facility Guidelines at:
www.healthdesign.com.au/iHFG
 Editable version of Standard Components on
 Health Facility Briefing System (HFBS) at:
www.healthdesign.com.au/TAHPI



DESIGNED	APPROVED	DATE	SCALE(S)	SHEET
RA	RH	30.08.22	1:50 in A3	1 OF 2
CAD FILE NAME		PAPER DRAWING ID		ISSUE
SSCU-i		sscu-i-1		1

This document is for advisory purpose only

iHFG Standard Components

Room Layout Sheet

Room Name **Staff Station/ Clean Utility**

RLS Room Code

SSCU-i

RDS Room Code

sscu-i

GENERAL NOTES:

THIS DRAWING TO BE READ IN CONJUNCTION WITH R.D.S. (ROOM DATA SHEETS) WHICH TAKES PRECEDENCE.

ALL SERVICES INDICATED ARE INDICATIVE AND SUBJECT TO DETAILED PROJECT SPECIFIC ENGINEERING DESIGN.

CEILING LEGEND:

- ACT | ACOUSTIC CEILING TILES
- BH/PB | BULKHEAD - PLASTERBOARD, PAINT FINISH
- PC4 | SHADOW ANGLE, POWDERCOAT ALUMINIUM CORNICE
- | GRID LINE

- PB | CEILING TYPE
- 2400 | HEIGHT ABOVE F.F.L.

ELECTRICAL LEGEND:

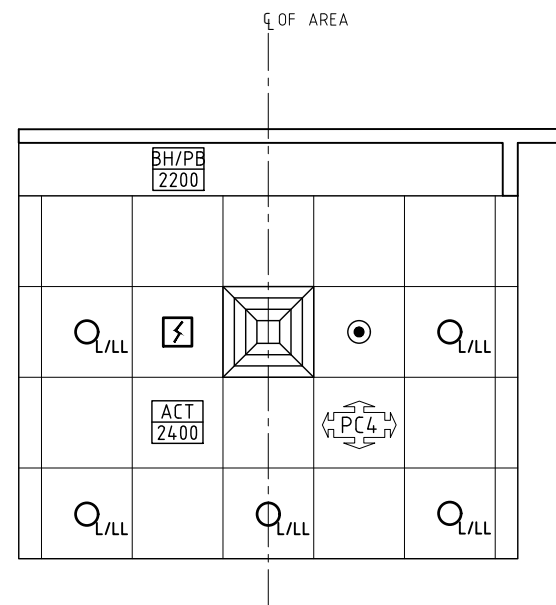
- Q/LL | LIGHT - LED LIGHT

MECHANICAL LEGEND:

- | SUPPLY AIR GRILLE

FIRE SERVICES LEGEND:

- ☒ | SMOKE DETECTOR
- ⊙ | SPRINKLER



REFLECTED CEILING PLAN

REV	DESCRIPTION	DATE	BY	REV	DESCRIPTION	DATE	BY	COMPATIBILITY
1	FIRST ISSUE	24.04.10	CC	4	GENERAL REVISION	30.08.22	RA	
2	GENERAL REVISION	30.08.11	SK					
3	GENERAL REVISION	31.10.12	KC					

DESIGNED	APPROVED	DATE	SCALE(S)	SHEET
RA	RH	30.08.22	1:50 in A3	2 OF 2
CAD FILE NAME		PAPER DRAWING ID		ISSUE
SSCU-i		sscu-i-2		1