

# iHFG Standard Components

## Room Layout Sheet

Room Name | **Store - Sterile Stock, 12m<sup>2</sup>**

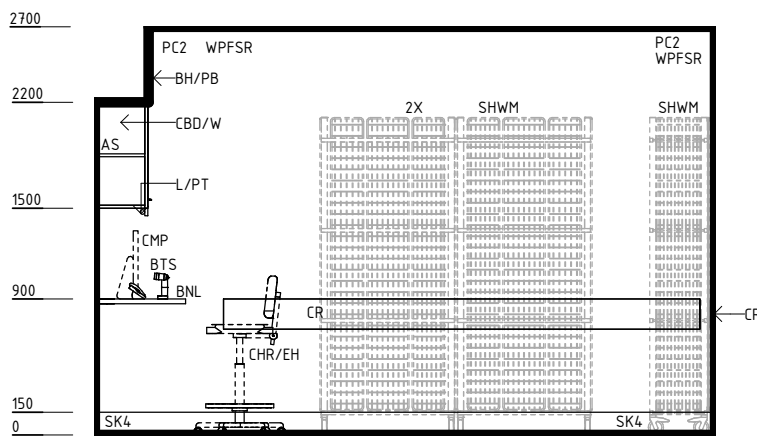
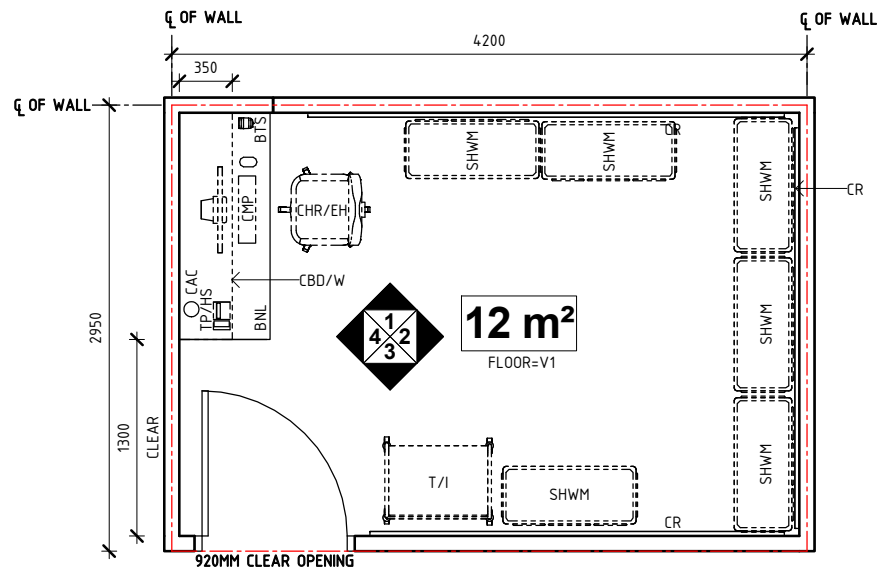
RLS Room Code

stss-12-i

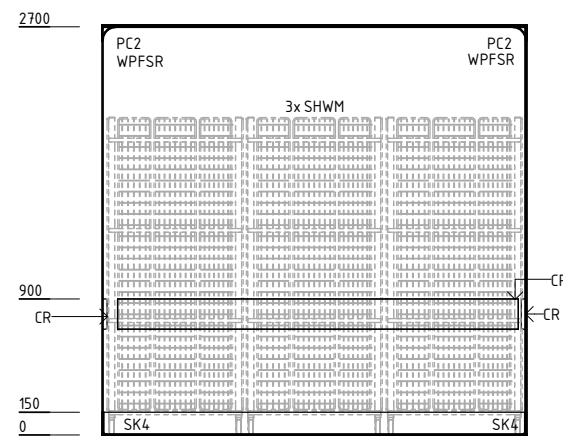
RDS Room Code

stss-12-i

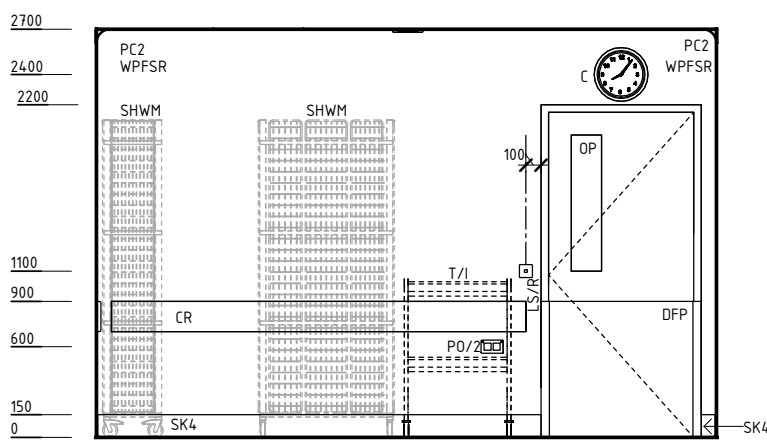
- AS ADJUSTABLE SHELF
- BH/PB BULKHEAD - PLASTERBOARD, PAINT FINISH
- BNL BENCH - LAMINATE
- BTS BARCODE TRACKING SYSTEM
- C CLOCK
- CAC CABLE ACCESS CAP
- CBD/W CUPBOARD - WALL MOUNTED
- CHR/EH CHAIR - ERGONOMIC, HIGH
- CMP COMPUTER
- COM/2 COMMUNICATION OUTLET - DOUBLE
- CR CRASH RAIL
- DFP DOOR AND DOOR FRAME PROTECTION
- L/PT LIGHT - PELMET TASK LIGHT
- LS/P LIGHT SWITCH - PELMET TASK LIGHT
- LS/R LIGHT SWITCH - ROOM
- OP OBSERVATION PANEL
- PC2 PLASTERBOARD CORNICE, FLUSHED COVERED
- PO/2 POWER OUTLET - DOUBLE
- SHWM SHELVING - STAINLESS STEEL WIRE MESH - MOBILE
- SK4 FLOOR VINYL COVERED SKIRTING
- T/I TROLLEY - INSTRUMENT
- TP/HS TELEPHONE - HANDSET, STANDARD
- V1 VINYL FLOORING, STANDARD SLIP RESISTANT
- WPFSR WALL PAINT FINISH, SCRUB RESISTANT



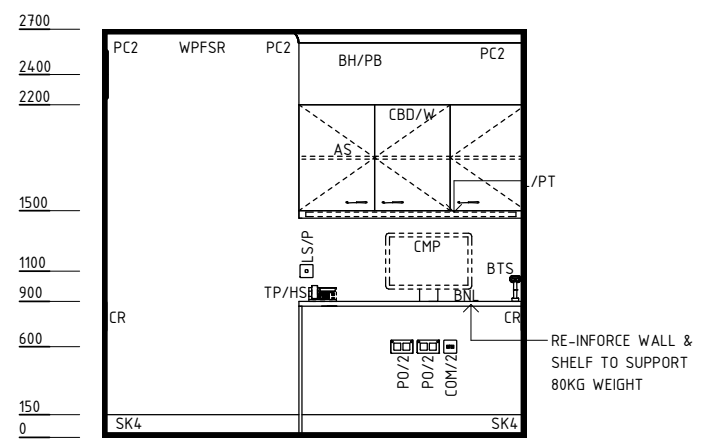
ELEVATION 1



ELEVATION 2



ELEVATION 3



ELEVATION 4

REV	DESCRIPTION	DATE	BY	REV	DESCRIPTION	DATE	BY	COMPATIBILITY
1	FIRST ISSUE	26.06.15	NB					
2	GENERAL REVISION	19.09.22	AK					



International Health Facility Guidelines at:  
[www.healthdesign.com.au/iHFG](http://www.healthdesign.com.au/iHFG)  
 Editable version of Standard Components on  
 Health Facility Briefing System (HFBS) at:  
[www.healthdesign.com.au](http://www.healthdesign.com.au) ©TAHPI



DESIGNED	APPROVED	DATE	SCALE(S)	SHEET
AK	RH	19.09.22	1 : 50	1 OF 2
REVIT FILE NAME		PAPER DRAWING ID		ISSUE
stss-12-i		stss-12-i-1		2

This document is for advisory purpose only

# iHFG Standard Components

## Room Layout Sheet

Room Name

Store - Sterile Stock, 12m<sup>2</sup>

RLS Room Code

stss-12-i

RDS Room Code

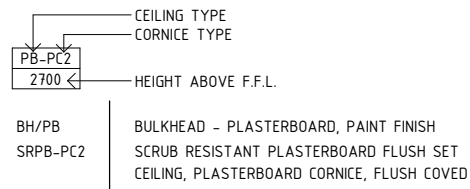
stss-12-i

### GENERAL NOTES:

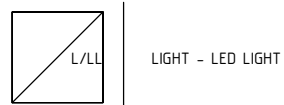
THIS DRAWING TO BE READ IN CONJUNCTION WITH R.D.S. (ROOM DATA SHEETS) WHICH TAKES PRECEDENCE.

ALL SERVICES INDICATED ARE INDICATIVE AND SUBJECT TO DETAILED PROJECT SPECIFIC ENGINEERING DESIGN.

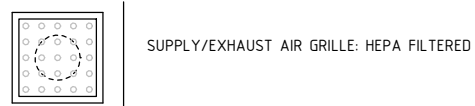
### CEILING LEGEND:



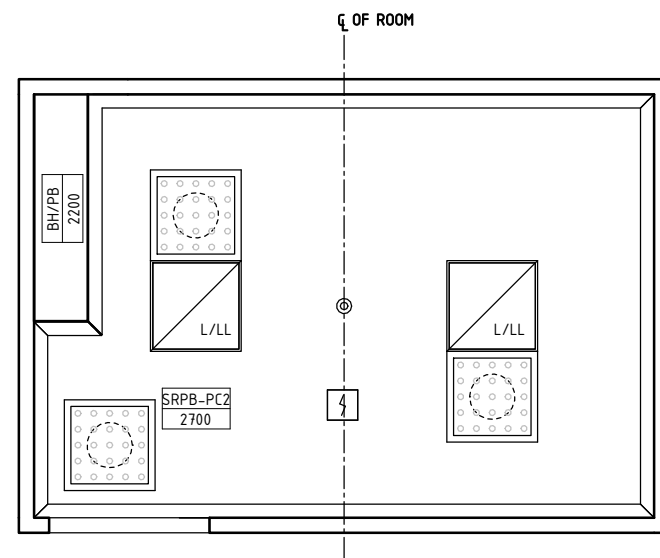
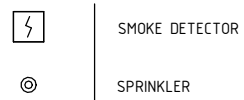
### ELECTRICAL LEGEND:



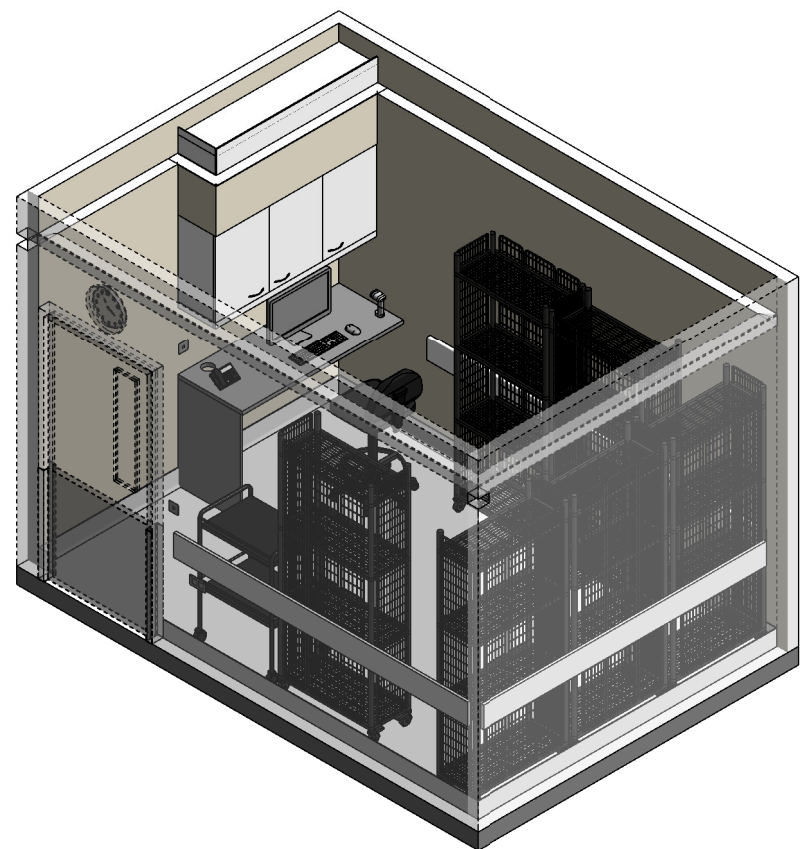
### MECHANICAL LEGEND:



### FIRE SERVICES LEGEND:



**REFLECTED CEILING PLAN**



**ISOMETRIC VIEW 01**

REV	DESCRIPTION	DATE	BY	REV	DESCRIPTION	DATE	BY	COMPATIBILITY
1	FIRST ISSUE	26.06.15	NB					
2	GENERAL REVISION	19.09.22	AK					