

iHFG Standard Components

Room Layout Sheet

Room Name **Switchboard Operator**

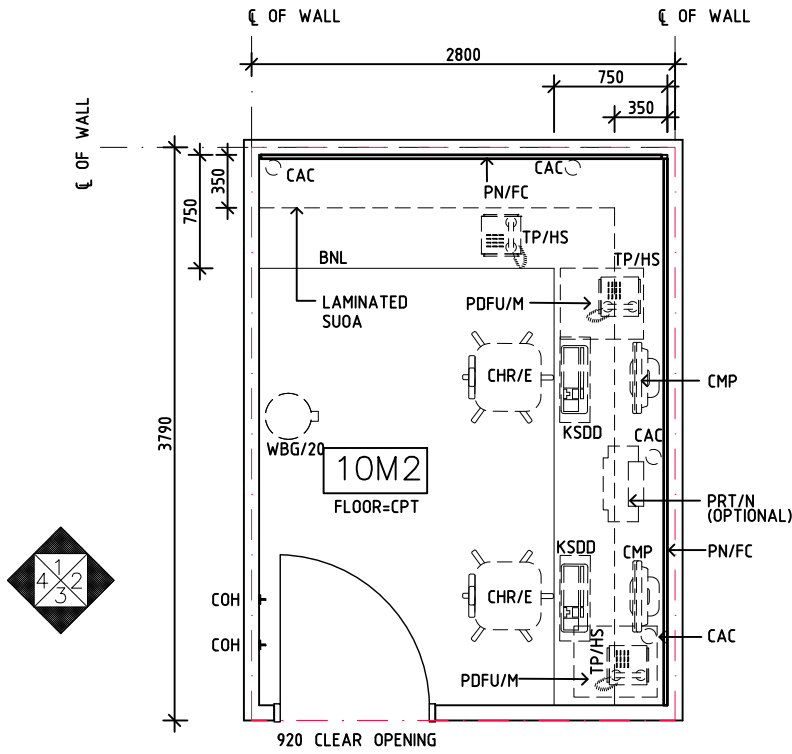
RLS Room Code

swop-i

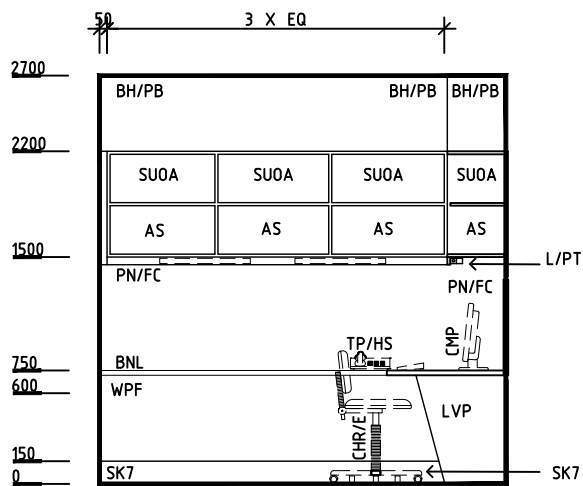
RDS Room Code

swop-i

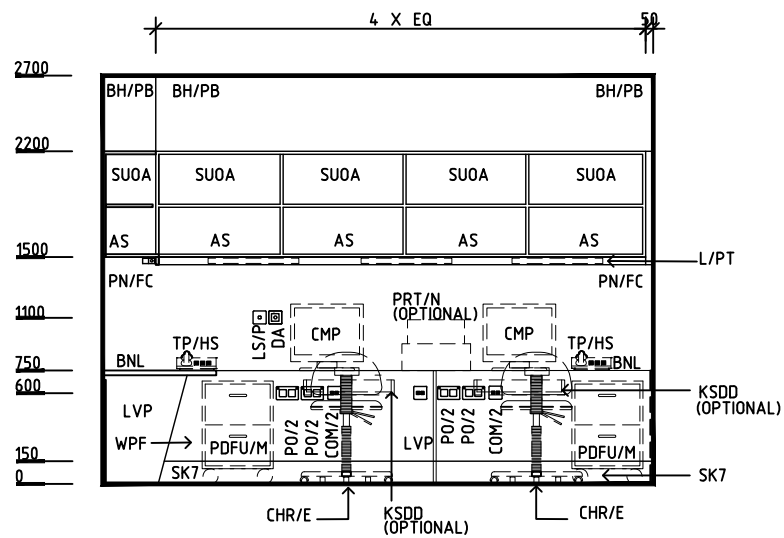
- AS ADJUSTABLE SHELF
- BNL BENCH - LAMINATE
- BH/PB BULKHEAD - PLASTERBOARD, PAINT FINISH
- CAC CABLE ACCESS CAP
- CHR/E CHAIR - ERGONOMIC, OFFICE
- CMP COMPUTER
- COH COAT HOOK
- COM/2 COMMUNICATION OUTLET - DOUBLE
- CPT CARPET
- DA DURESS ALARM
- KSDD KEYBOARD SHELF - DROP DOWN
- LS/R LIGHT SWITCH - ROOM
- LS/P LIGHT SWITCH - PELMET TASK LIGHT
- L/PT LIGHT - PELMET TASK LIGHT
- LVP LAMINATED VERTICAL PANEL
- PDFU/M PEDESTAL DRAWER / FILING UNIT - MOBILE
- PN/FC PINBOARD - FABRIC COVERED
- PO/2 POWER OUTLET - DOUBLE
- PO/C POWER OUTLET - CLEANER'S
- PRT/N PRINTER - NETWORKED
- SUOA SHELVING UNIT - OVER BENCH, ADJUSTABLE
- SK7 TIMBER SKIRTING
- TP/HS TELEPHONE - HANDSET, STANDARD
- WBG/20 WASTE BIN - GENERAL 20 LITRE
- WPF WALL PAINT FINISH



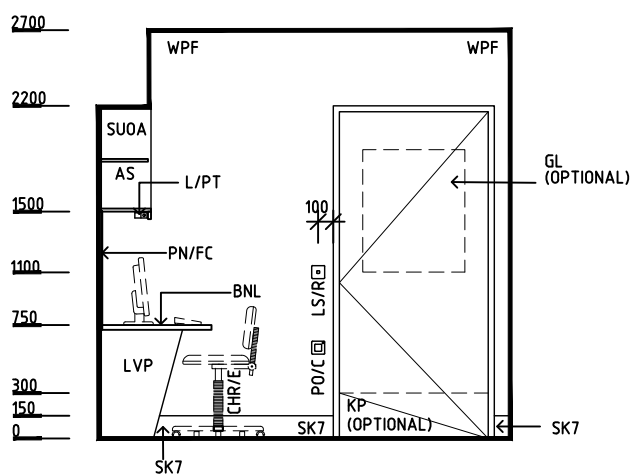
PLAN



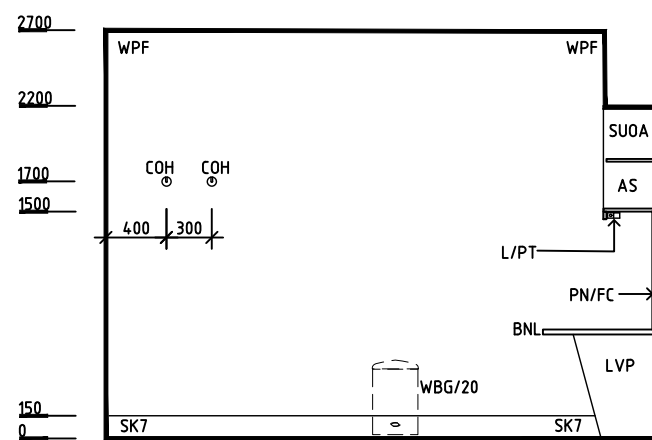
ELEVATION 1



ELEVATION 2



ELEVATION 3



ELEVATION 4

REV	DESCRIPTION	DATE	BY	REV	DESCRIPTION	DATE	BY	COMPATIBILITY
1	FIRST ISSUE	24.04.10	LL	4	GENERAL REVISION	27.01.23	SS	
2	GENERAL REVISION	30.08.11	SK					
3	GENERAL REVISION	31.10.12	CT					



International Health Facility Guidelines at:
www.healthdesign.com.au/iHFG
 Editable version of Standard Components on
 Health Facility Briefing System (HFBS) at:
www.healthdesign.com.au/TAHPI



DESIGNED	APPROVED	DATE	SCALE(S)	SHEET
SS	SA	27.01.23	1:50 in A3	1 of 2
CAD FILE NAME		PAPER DRAWING ID		ISSUE
swop-i		swop--i-1		4

This document is for advisory purpose only

iHFG Standard Components

Room Layout Sheet

Room Name **Switchboard Operator**

RLS Room Code

swop-i

RDS Room Code

swop-i

GENERAL NOTES:

THIS DRAWING TO BE READ IN CONJUNCTION WITH R.D.S. (ROOM DATA SHEETS) WHICH TAKES PRECEDENCE.

ALL SERVICES INDICATED ARE INDICATIVE AND SUBJECTED TO DETAILED PROJECT SPECIFIC ENGINEERING DESIGN.

CEILING LEGEND:

- ACT | ACOUSTIC CEILING TILES
- PC4 | POWDERCOAT ALUMINIUM CORNICE, SHADOW LINE
- BH/PB | BULKHEAD - PLASTERBOARD, PAINT FINISH
- | GRID LINE
- | TILE CEILING GRID (600 x 600)

- PB | CEILING TYPE
- 2700 | HEIGHT ABOVE F.F.L.

ELECTRICAL LEGEND:

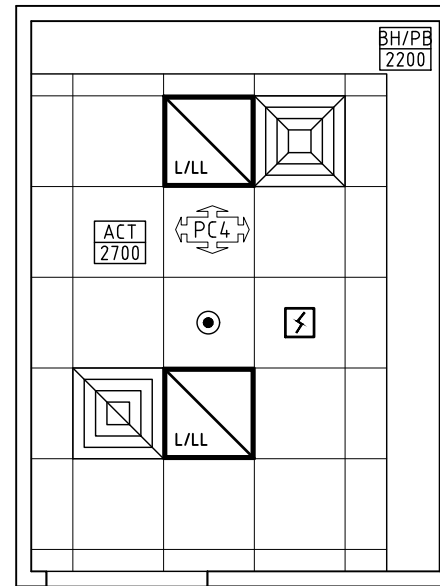
- | LIGHT - LED LIGHTING

MECHANICAL LEGEND:

- | SUPPLY AIR GRILLE
- | RETURN AIR GRILLE

FIRE SERVICES LEGEND:

- | SMOKE DETECTOR
- | SPRINKLER



REFLECTED CEILING PLAN

REV	DESCRIPTION	DATE	BY	REV	DESCRIPTION	DATE	BY	COMPATIBILITY
1	FIRST ISSUE	24.04.10	LL	4	GENERAL REVISION	27.01.23	SS	
2	GENERAL REVISION	30.08.11	SK					
3	GENERAL REVISION	31.10.12	CT					

DESIGNED	APPROVED	DATE	SCALE(S)	SHEET
SS	SA	27.01.23	1:50 in A3	2 of 2
CAD FILE NAME		PAPER DRAWING ID		ISSUE
swop-i		swop-i-2		4