

iHFG Standard Components

Room Layout Sheet

Room Name **Waiting, 10m²**

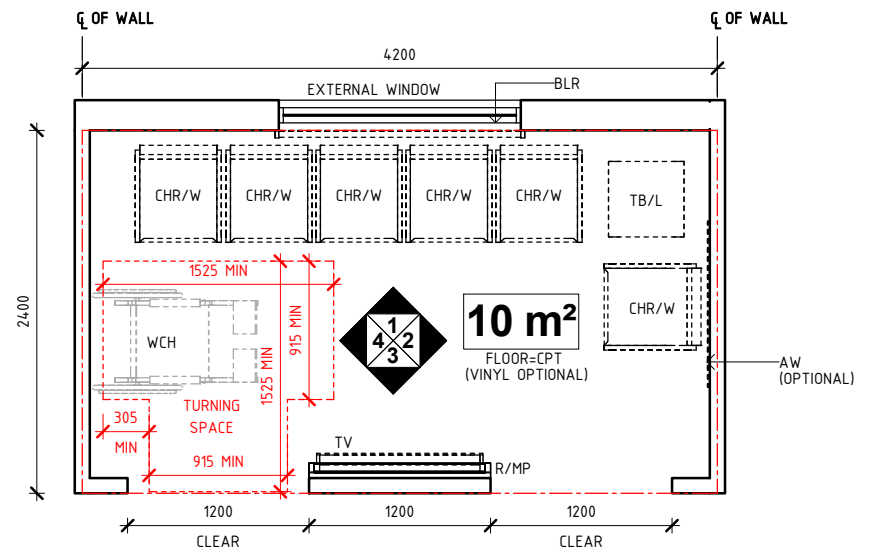
RLS Room Code

wait-10-i

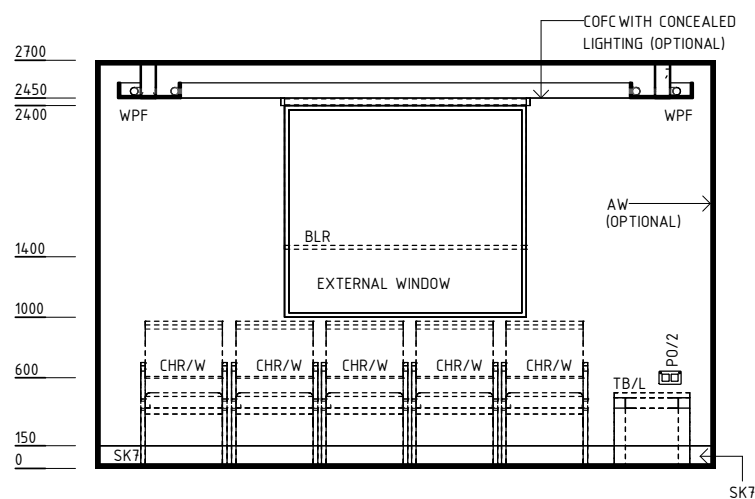
RDS Room Code

wait-10-i

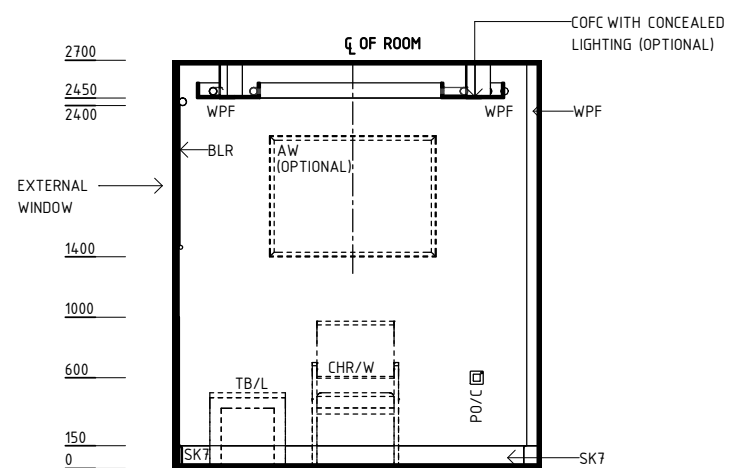
AW	ARTWORK
BLR	BLIND - ROLLER
BRCTVW	BRACKET - TELEVISION, WALL MOUNTED
CHR/W	CHAIR - WAITING
COFC	COFFERED CEILING
COM/IPTV	COMMUNICATION OUTLET - INTERNET PROTOCOL TELEVISION
CPT	CARPET
PO/1	POWER OUTLET - SINGLE
PO/2	POWER OUTLET - DOUBLE
PO/C	POWER OUTLET - CLEANER'S
R/MP	RACK - MAGAZINE, PAMPHLET
SK7	TIMBER SKIRTING
TB/L	TABLE - LOW
TV	TELEVISION
WCH	WHEELCHAIR
WPF	WALL PAINT FINISH



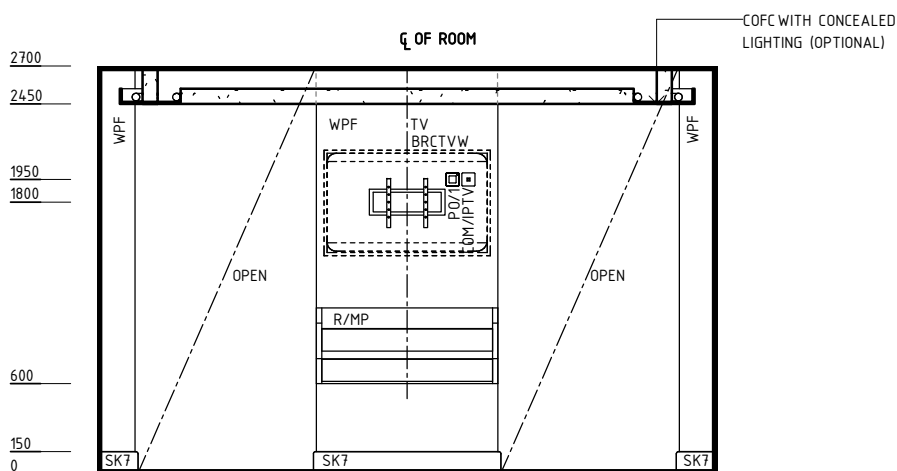
PLAN



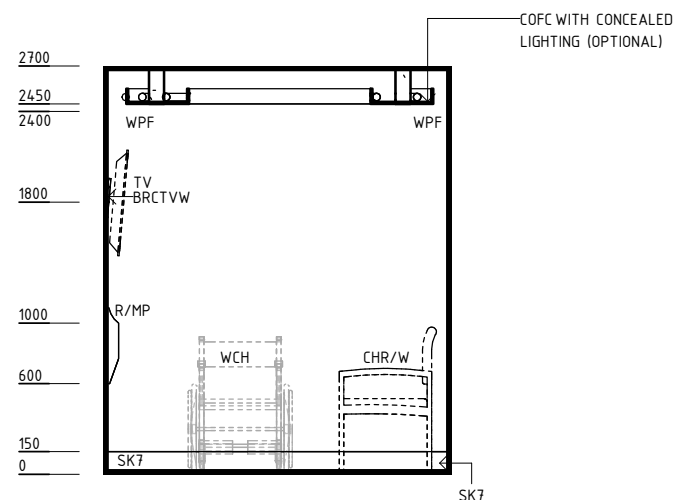
ELEVATION 1



ELEVATION 2



ELEVATION 3



ELEVATION 4

REV	DESCRIPTION	DATE	BY	REV	DESCRIPTION	DATE	BY	COMPATIBILITY
1	FIRST ISSUE	26.06.15	NB					
2	GENERAL REVISION	31.08.22	RA					

iHFG Standard Components

Room Layout Sheet

RLS Room Code

wait-10-i

Room Name

Waiting, 10m²

RDS Room Code



wait-10-i

GENERAL NOTES:

THIS DRAWING TO BE READ IN CONJUNCTION WITH R.D.S. (ROOM DATA SHEETS) WHICH TAKES PRECEDENCE.

ALL SERVICES INDICATED ARE INDICATIVE AND SUBJECTED TO DETAILED PROJECT SPECIFIC ENGINEERING DESIGN.

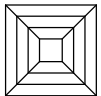
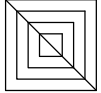
CEILING LEGEND:

	CEILING TYPE CORNICIE TYPE
2700	HEIGHT ABOVE F.F.L.
ACT-PC4	ACOUSTIC CEILING TILES WITH POWDERCOAT ALUMINIUM CORNICIE, SHADOW LINE
COFC	COFFER CEILING WITH CONCEALED LIGHTING
	TILE CEILING GRID (600 x 600)


ELECTRICAL LEGEND:

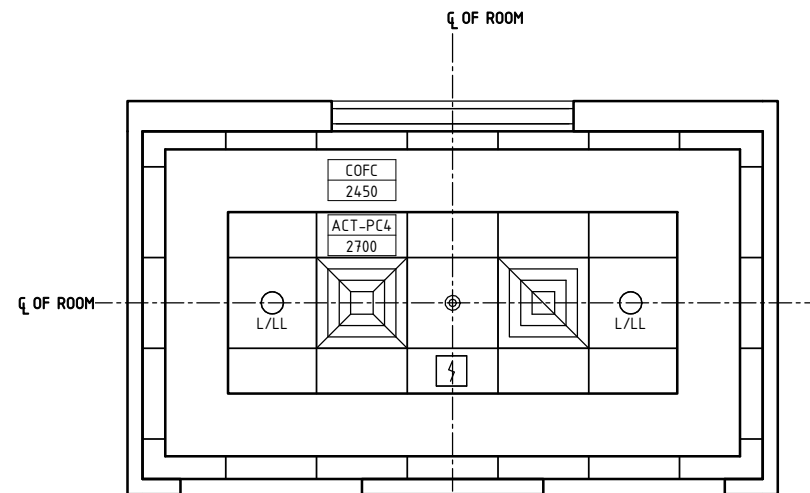
	LIGHT- LED LIGHT
---	------------------

MECHANICAL LEGEND:

	SUPPLY AIR GRILLE
	RETURN AIR GRILLE

FIRE SERVICES LEGEND:

	SMOKE DETECTOR
	SPRINKLER



REFLECTED CEILING PLAN

REV	DESCRIPTION	DATE	BY	REV	DESCRIPTION	DATE	BY	COMPATIBILITY																				
1	FIRST ISSUE	26.06.15	NB					iHFG																				
2	GENERAL REVISION	31.08.22	RA																									
<table border="1"> <thead> <tr> <th>DESIGNED</th> <th>APPROVED</th> <th>DATE</th> <th>SCALE(S)</th> <th>SHEET</th> </tr> </thead> <tbody> <tr> <td>NB</td> <td>DB</td> <td>24.04.18</td> <td>1 : 50</td> <td>2 OF 3</td> </tr> <tr> <td colspan="2">REVIT FILE NAME</td> <td colspan="2">PAPER DRAWING ID</td> <td>ISSUE</td> </tr> <tr> <td colspan="2">wait-10-i</td> <td colspan="2">wait-10-i-2</td> <td>2</td> </tr> </tbody> </table>									DESIGNED	APPROVED	DATE	SCALE(S)	SHEET	NB	DB	24.04.18	1 : 50	2 OF 3	REVIT FILE NAME		PAPER DRAWING ID		ISSUE	wait-10-i		wait-10-i-2		2
DESIGNED	APPROVED	DATE	SCALE(S)	SHEET																								
NB	DB	24.04.18	1 : 50	2 OF 3																								
REVIT FILE NAME		PAPER DRAWING ID		ISSUE																								
wait-10-i		wait-10-i-2		2																								

iHFG Standard Components

Room Layout Sheet

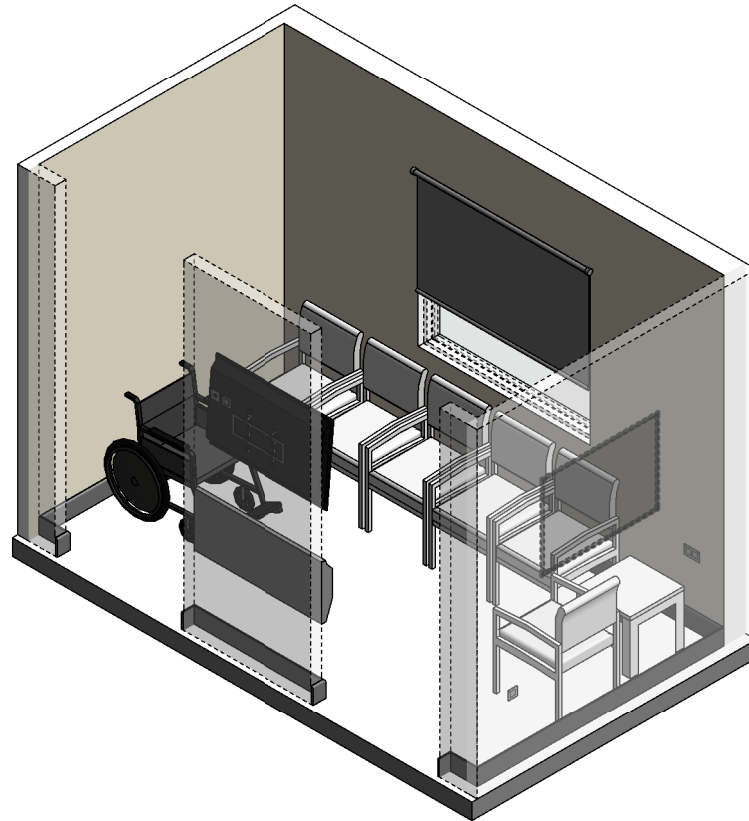
Room Name | **Waiting, 10m²**

RLS Room Code

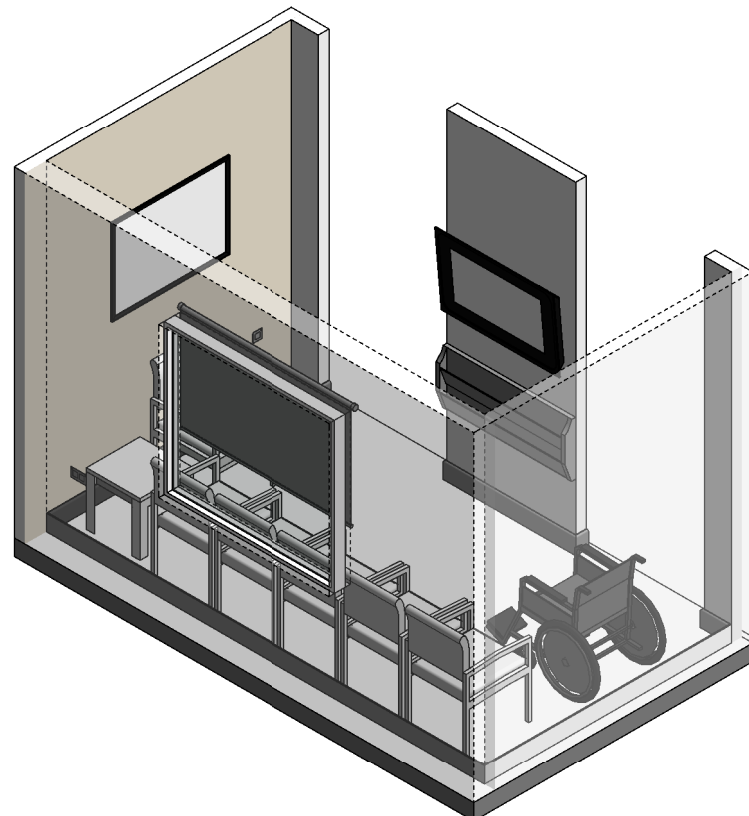
wait-10-i

RDS Room Code

wait-10-i



ISOMETRIC VIEW 01



ISOMETRIC VIEW 02

REV	DESCRIPTION	DATE	BY	REV	DESCRIPTION	DATE	BY	COMPATIBILITY
1	FIRST ISSUE	26.06.15	NB					
2	GENERAL REVISION	31.08.22	RA					



International Health Facility Guidelines at:
www.healthdesign.com.au/iHFG
 Editable version of Standard Components on
 Health Facility Briefing System (HFBS) at:
www.healthdesign.com.au ©TAHPI



DESIGNED	APPROVED	DATE	SCALE(S)	SHEET
RA	RH	31.08.22		3 OF 3
REVIT FILE NAME		PAPER DRAWING ID		ISSUE
wait-10-i		wait-10-i-3		2