

# iHFG Standard Components

Room Layout Sheet

Room Name | **Waiting, 15m2**

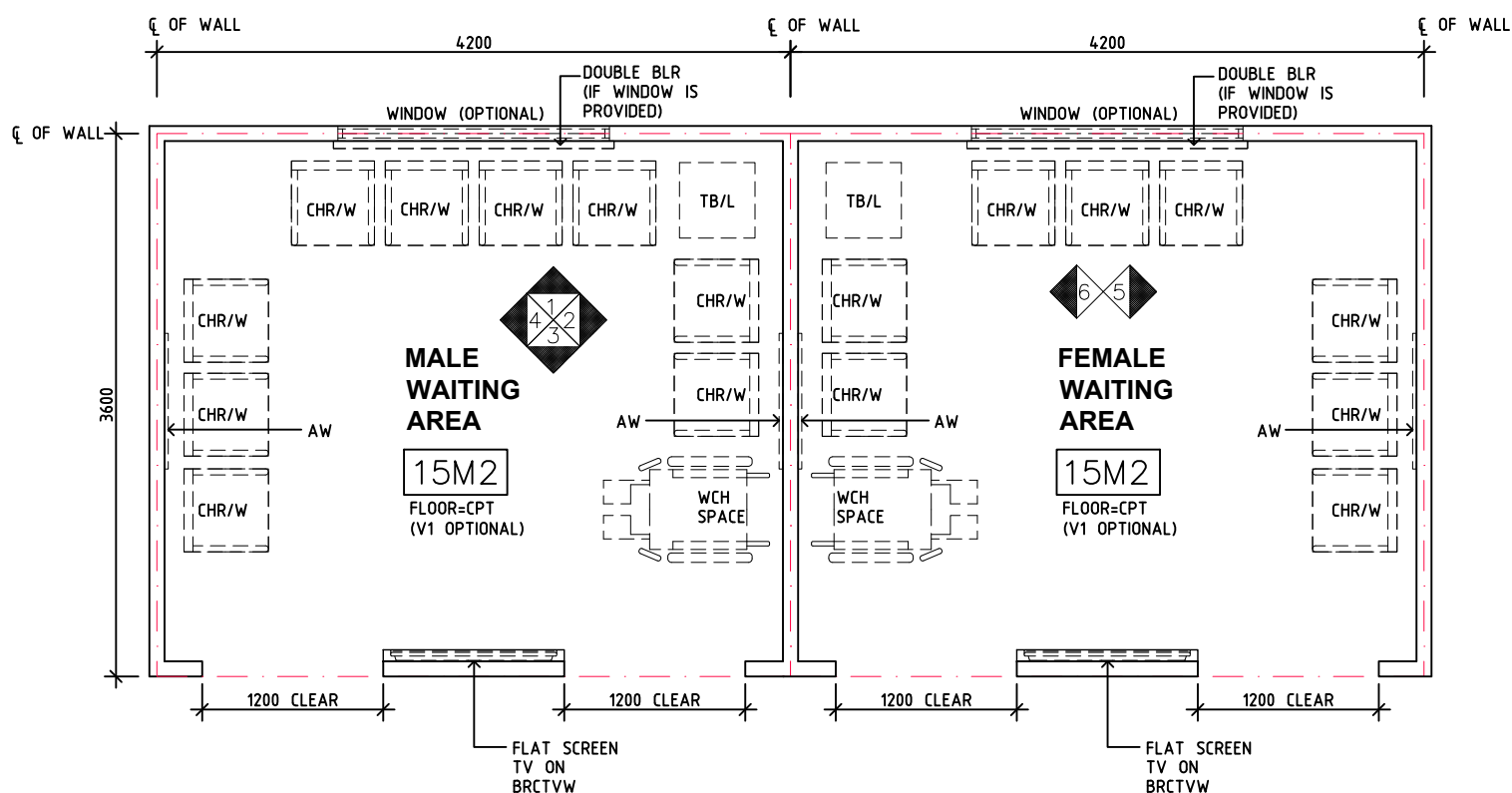
RLS Room Code

wait-15-i

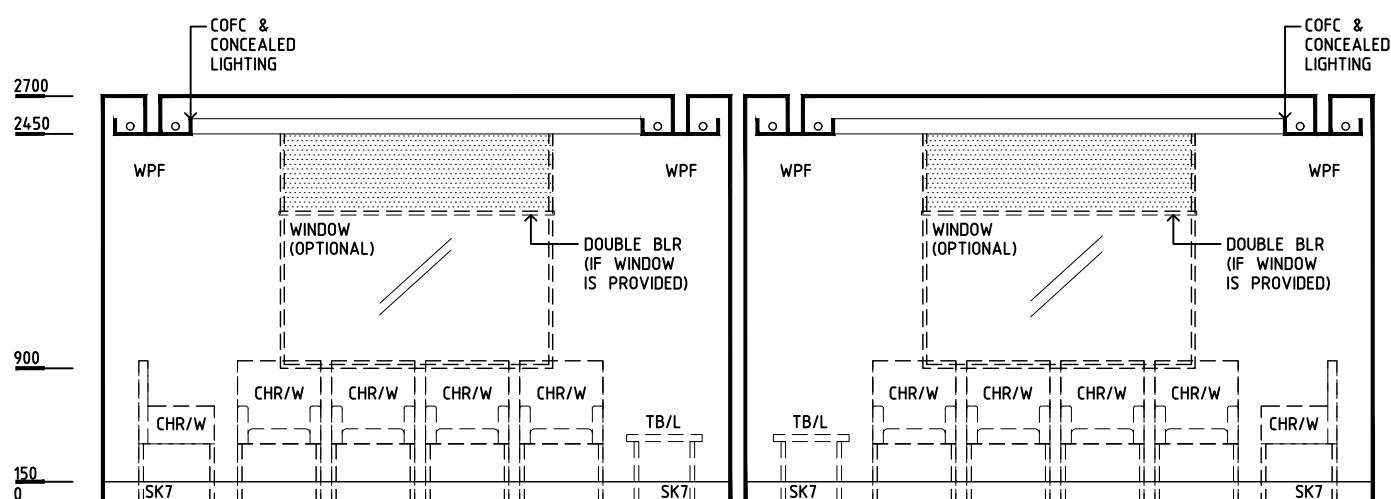
RDS Room Code

wait-15-i

AW	ARTWORK
BLR	BLIND - ROLLER
BRCTVW	BRACKET - TELEVISION, WALL MOUNTED
CHR/W	CHAIR - WAITING
COFC	COFFERED CEILING
CPT	CARPET
IPTV	INTERNET PROTOCOL TELEVISION
PO/1	POWER OUTLET - SINGLE
PO/2	POWER OUTLET - DOUBLE
PO/C	POWER OUTLET - CLEANER'S
R/M	RACK - MAGAZINE
SK7	TIMBER SKIRTING
TB/L	TABLE - LOW
V1	VINYL FLOORING, STANDARD SLIP RESISTANT
WCH	WHEELCHAIR
WPF	WALL PAINT FINISH



**PLAN**



**ELEVATION 1**

REV	DESCRIPTION	DATE	BY	REV	DESCRIPTION	DATE	BY	COMPATIBILITY
1	FIRST ISSUE	24.10.10	LL	4	GENERAL REVISION	27.01.23	AM	
2	GENERAL REVISION	30.08.11	SK					
3	GENERAL REVISION	31.10.12	CT					



International Health Facility Guidelines at:  
[www.healthdesign.com.au/iHFG](http://www.healthdesign.com.au/iHFG)  
 Editable version of Standard Components on  
 Health Facility Briefing System (HFBS) at:  
[www.healthdesign.com.au/TAHPI](http://www.healthdesign.com.au/TAHPI)



DESIGNED	APPROVED	DATE	SCALE(S)	SHEET
AM	SA	27.01.23	1:50 in A3	1 OF 3
CAD FILE NAME		PAPER DRAWING ID		ISSUE
wait-15-i		wait-15-i-1		4

This document is for advisory purpose only

# iHFG Standard Components

Room Layout Sheet

Room Name | **Waiting, 15m2**

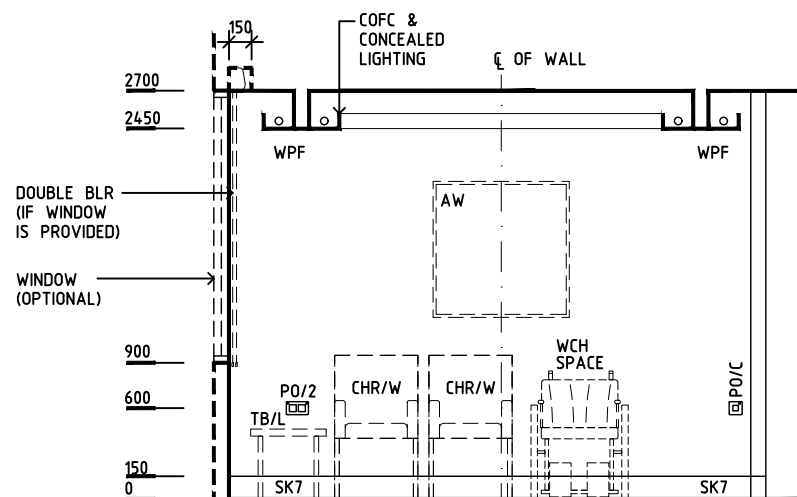
RLS Room Code

wait-15-i

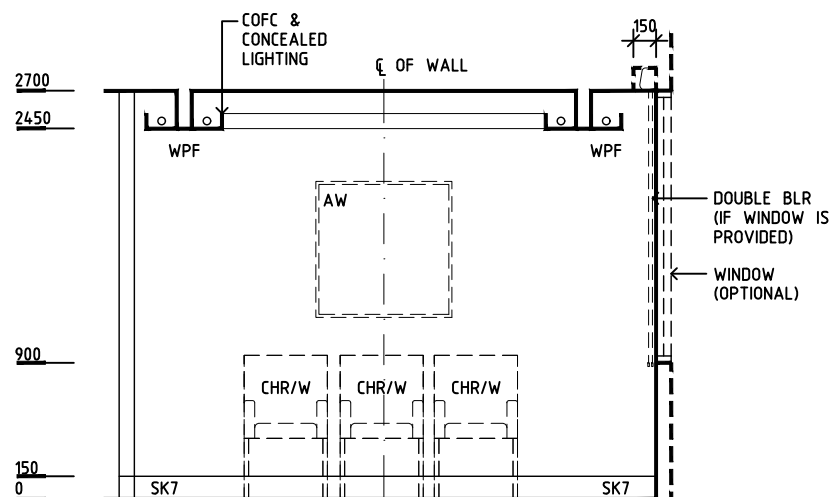
RDS Room Code

wait-15-i

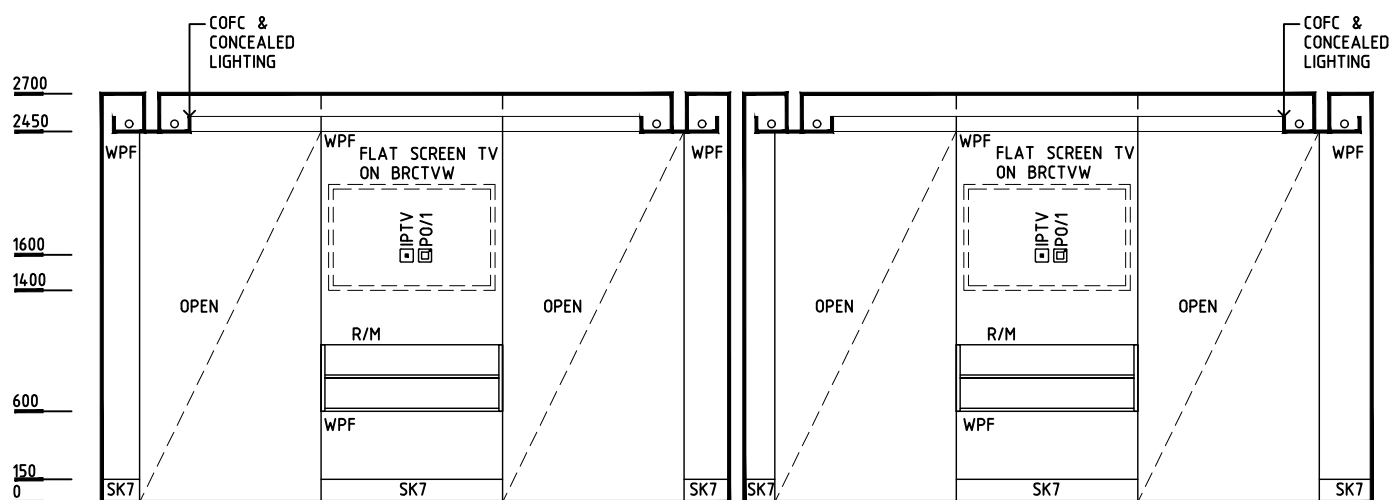
AW	ARTWORK
BLR	BLIND - ROLLER
BRCTVW	BRACKET - TELEVISION, WALL MOUNTED
CHR/W	CHAIR - WAITING
COFC	COFFERED CEILING
CPT	CARPET
IPTV	INTERNET PROTOCOL TELEVISION
PO/1	POWER OUTLET - SINGLE
PO/2	POWER OUTLET - DOUBLE
PO/C	POWER OUTLET - CLEANER'S
R/M	RACK - MAGAZINE
SK7	TIMBER SKIRTING
TB/L	TABLE - LOW
V1	VINYL FLOORING, STANDARD SLIP RESISTANT
WCH	WHEELCHAIR
WPF	WALL PAINT FINISH



**ELEVATION 2  
ELEVATION 6 (MIRRORED)**



**ELEVATION 4  
ELEVATION 5 (MIRRORED)**



**ELEVATION 3**

REV	DESCRIPTION	DATE	BY	REV	DESCRIPTION	DATE	BY	COMPATIBILITY
1	FIRST ISSUE	24.10.10	LL	4	GENERAL REVISION	27.01.23	AM	
2	GENERAL REVISION	30.08.11	SK					
3	GENERAL REVISION	31.10.12	CT					



International Health Facility Guidelines at:  
www.healthdesign.com.au/iHFG  
Editable version of Standard Components on  
Health Facility Briefing System (HFBS) at:  
www.healthdesign.com.au ©TAHPI



DESIGNED	APPROVED	DATE	SCALE(S)	SHEET
AM	SA	27.01.23	1:50 in A3	2 OF 3
CAD FILE NAME		PAPER DRAWING ID		ISSUE
wait-15-i		wait-15-i-2		4

This document is for advisory purpose only

# iHFG Standard Components

Room Layout Sheet

Room Name **Waiting, 15m2**

RLS Room Code

wait-15-i

RDS Room Code

wait-15-i

**GENERAL NOTES:**

THIS DRAWING TO BE READ IN CONJUNCTION WITH R.D.S. (ROOM DATA SHEETS) WHICH TAKES PRECEDENCE.

ALL SERVICES INDICATED ARE INDICATIVE AND SUBJECTED TO DETAILED PROJECT SPECIFIC ENGINEERING DESIGN.

**CEILING LEGEND:**

- ACT ACOUSTIC CEILING TILES
- PB PLASTERBOARD FLUSH SET CEILING, PAINT
- PC4 SHADOW ANGLE, POWDERCOAT ALUMINIUM CORNICE

- GRID LINE
- ▢ TILE CEILING GRID (600 x 600)

- ACT 2700 CEILING TYPE
- 2700 HEIGHT ABOVE F.F.L.

**ELECTRICAL LEGEND:**

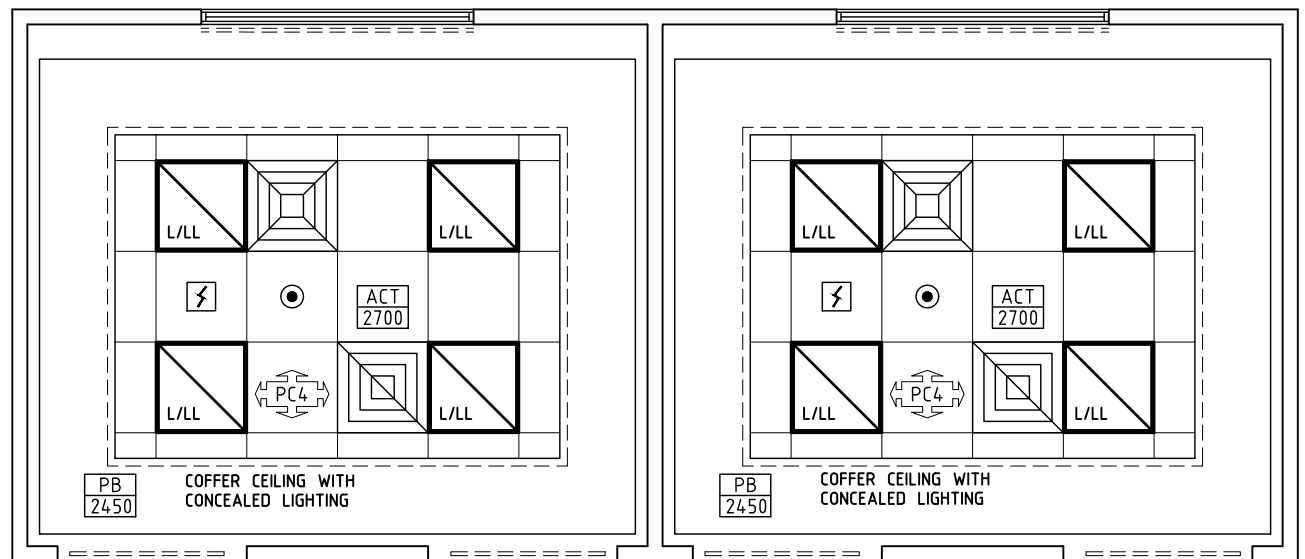
- ▢ LIGHT - LED LIGHT
- L/LL

**MECHANICAL LEGEND:**

- ▢ SUPPLY AIR GRILLE
- ▢ RETURN AIR GRILLE

**FIRE SERVICES LEGEND:**

- ▢ SMOKE DETECTOR
- SPRINKLER



## REFLECTED CEILING PLAN

REV	DESCRIPTION	DATE	BY	REV	DESCRIPTION	DATE	BY	COMPATIBILITY
1	FIRST ISSUE	24.10.10	LL	4	GENERAL REVISION	27.01.23	AM	iHFG
2	GENERAL REVISION	30.08.11	SK					
3	GENERAL REVISION	31.10.12	CT					