

iHFG Standard Components

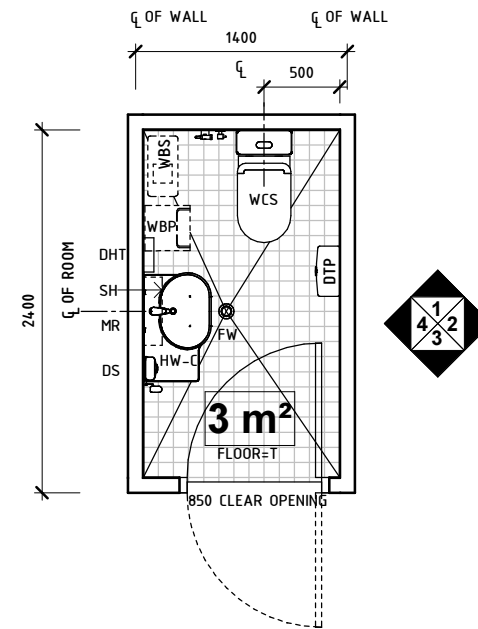
Room Layout Sheet

Room Name **Toilet - Staff**

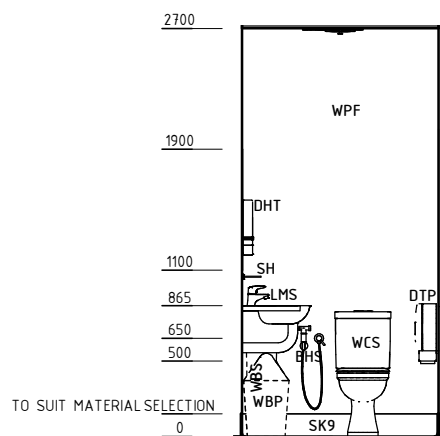
RLS Room Code **WCST-I**
RDS Room Code **WCST-I**

Abbreviations

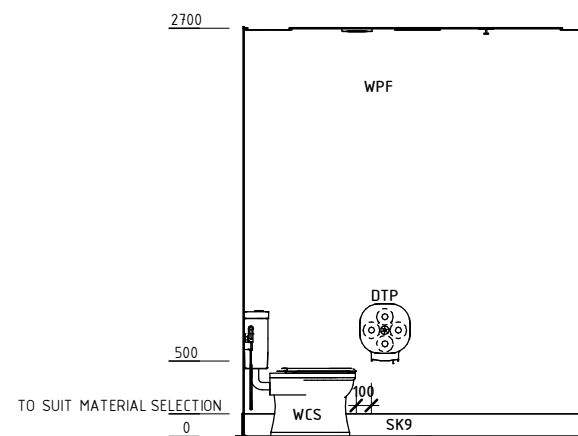
BHS	BIDET HANDSET
COH	COAT HOOK
DHT	DISPENSER - HAND TOWEL
DS	DISPENSER - SOAP
DTP	DISPENSER - TOILET PAPER
FW	FLOOR WASTE
HW-C	HAND WASH BASIN 'TYPE C'
KP	KICKPLATE
LMS	LEVER MIXER SINGLE
LS	LIGHT SWITCH
MR	MIRROR
SBK	SPLASHBACK
SH	SHELF
WBP	WASTE BIN, PAPER
WBS	WASTE BIN, SANITARY
WCS	TOILET: STANDARD
SK9	TILE COVERED SKIRTING
WPF	WALL PAINT FINISH
T	TILE



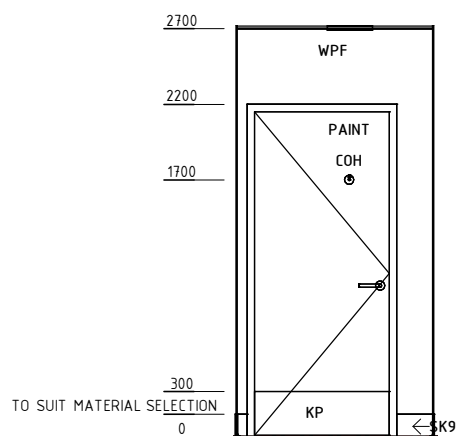
PLAN



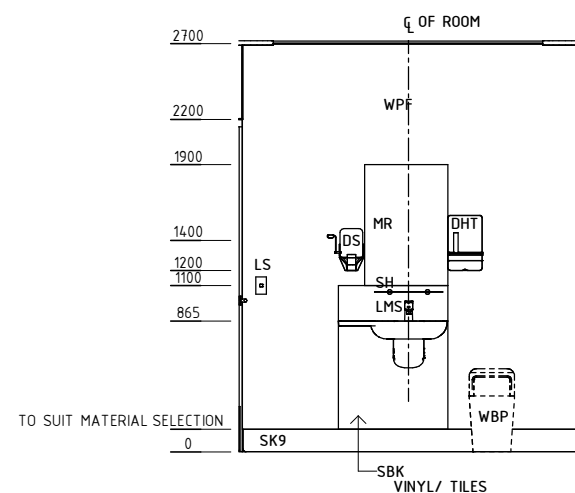
ELEVATION 1



ELEVATION 2



ELEVATION 3



ELEVATION 4

REV	DESCRIPTION	DATE	BY	REV	DESCRIPTION	DATE	BY	REV	DESCRIPTION	DATE	BY
1	FIRST ISSUE #	29.08.2014	NB								
2	GENERAL REVISION	31.10.2014	NB								

iHFG Standard Components

Room Layout Sheet

Room Name **Toilet - Staff**








RLS Room Code **WCST-I**
RDS Room Code **WCST-I**

GENERAL NOTES:

THIS DRAWING TO BE READ IN CONJUNCTION WITH R.D.S. (ROOM DATA SHEETS) WHICH TAKES PRECEDENCE.

ALL SERVICES INDICATED ARE INDICATIVE AND SUBJECTED TO DETAILED PROJECT SPECIFIC ENGINEERING DESIGN.

CEILING LEGEND:

	CEILING TYPE
	CORNICE TYPE
	HEIGHT ABOVE F.F.L.
	WATER RESISTANT, DROP IN TILES WITH POWDERCOAT
	ALUMINIUM CORNICE, SHADOW ANGLE 24mm
	TILE CEILING GRID (1200 x 600)
	GRID LINE



ELECTRICAL LEGEND:

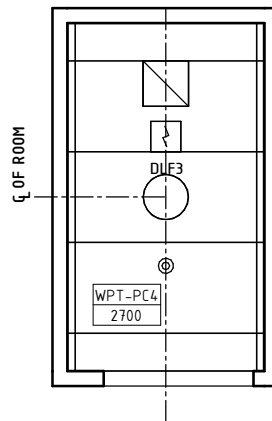
	FLUORESCENT DOWNLIGHT - RECESSED
---	----------------------------------

MECHANICAL LEGEND:

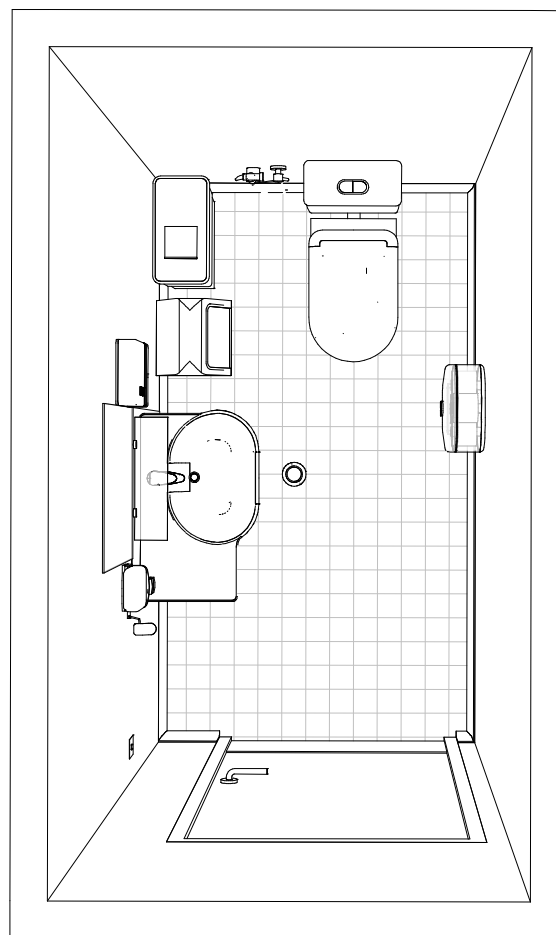
	EXHAUST
---	---------

FIRE SERVICES LEGEND:

	SMOKE DETECTOR
	SPRINKLER



REFLECTED CEILING PLAN



PERSPECTIVE - PLAN VIEW

REV	DESCRIPTION	DATE	BY	REV	DESCRIPTION	DATE	BY	REV	DESCRIPTION	DATE	BY
1	FIRST ISSUE #	29.08.2014	NB								
2	GENERAL REVISION	31.10.2014	NB								

iHFG Standard Components

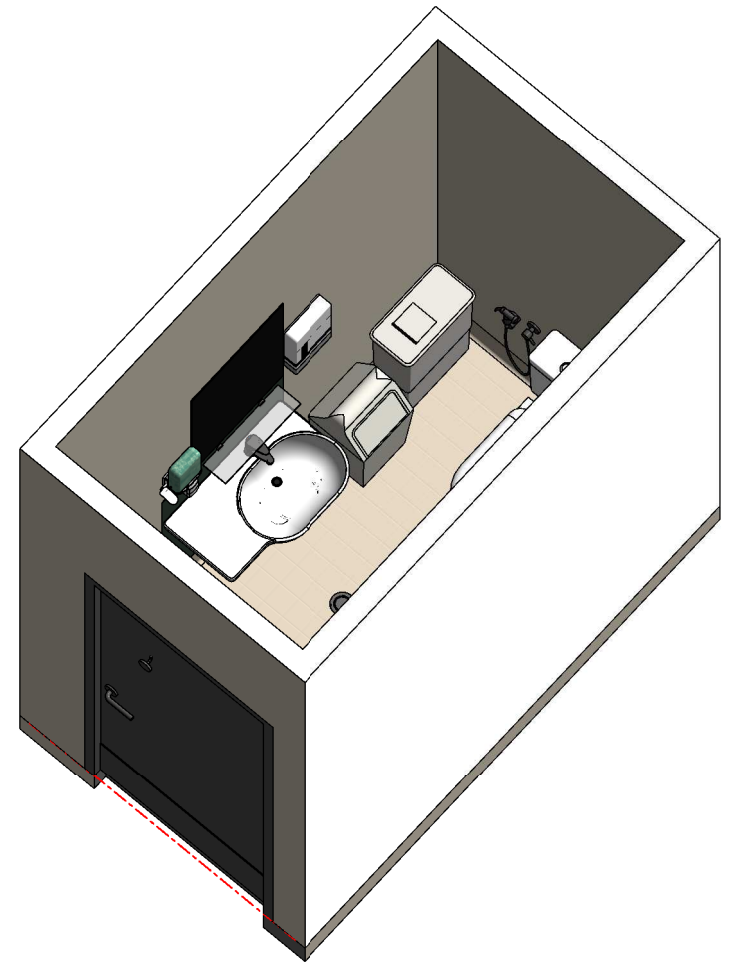
Room Layout Sheet

Room Name | Toilet - Staff

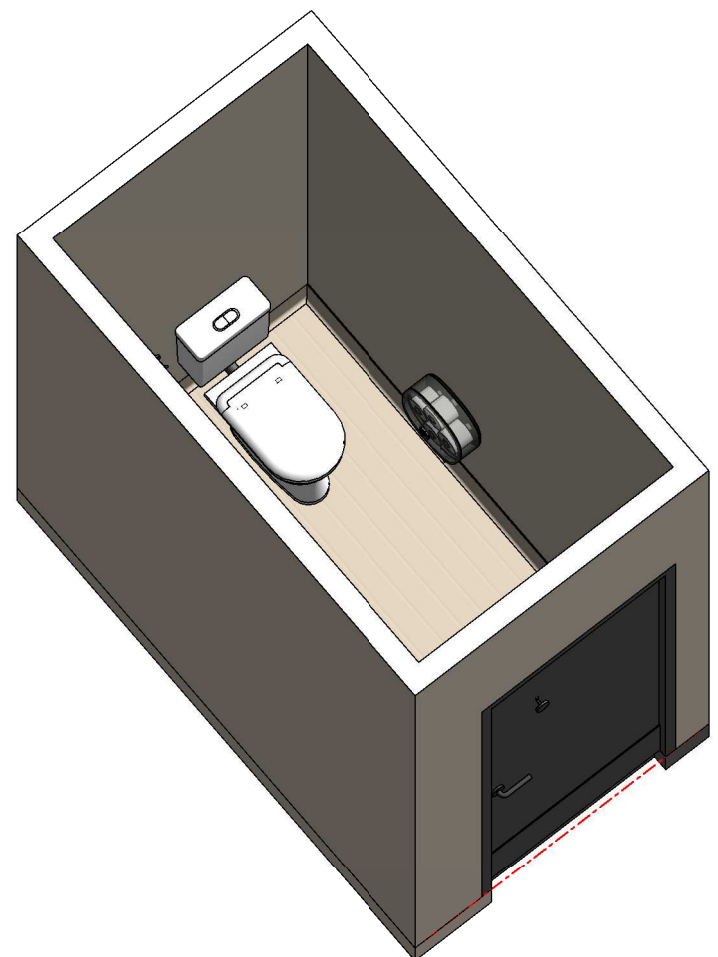
RLS Room Code WCST-I
RDS Room Code WCST-I



PERSPECTIVE 01



ISOMETRIC VIEW 01



ISOMETRIC VIEW 02

REV	DESCRIPTION	DATE	BY	REV	DESCRIPTION	DATE	BY	REV	DESCRIPTION	DATE	BY
1	FIRST ISSUE #	29.08.2014	NB								
2	GENERAL REVISION	31.10.2014	NB								



The International Health Facility Guidelines recommends the use of HFBS “Health Facility Briefing System” to edit all room data sheet information for your project.

HFBS provides edit access to all iHFG standard rooms, and departments, and more than 100 custom report templates.

HFBS Health Facility Briefing System



Briefing Module

The Health Facility Briefing System (HFBS) has numerous modules available via annual subscription. It suits healthcare Architects, Medical Planners, Equipment Planners Project Managers and Health Authorities.

Use the HFBS Briefing Module to quickly drag in health facility departments or pre-configured room templates from the iHFG standard, edit the room features such as finishes, furniture, fittings, fixtures, medical equipment, engineering services. The system can print or download as PDF more than 100 custom reports including room data sheets, schedules, and more...

To learn more about the HFBS web-based Healthcare Briefing and Design Software and to obtain editable versions of the “Standard Components” including Room Data Sheets (RDS) and Room Layout Sheets (RLS) offered on the iHFG website, signup for HFBS using the link below.

Get Started Now:
hfbs.healthdesign.com.au

- ✓ iHFG Room Data Sheets and Departments are instantly editable in the HFBS software available online.
- ✓ You can access hundreds of report templates to print your iHFG room data in HFBS.
- ✓ HFBS has a onetime free 3 day trial available to all new users.

Get Started Now:
hfbs.healthdesign.com.au



HFBS

Health Facility Briefing System

hfbsinfo.com | techsupport@healthdesign.com.au